

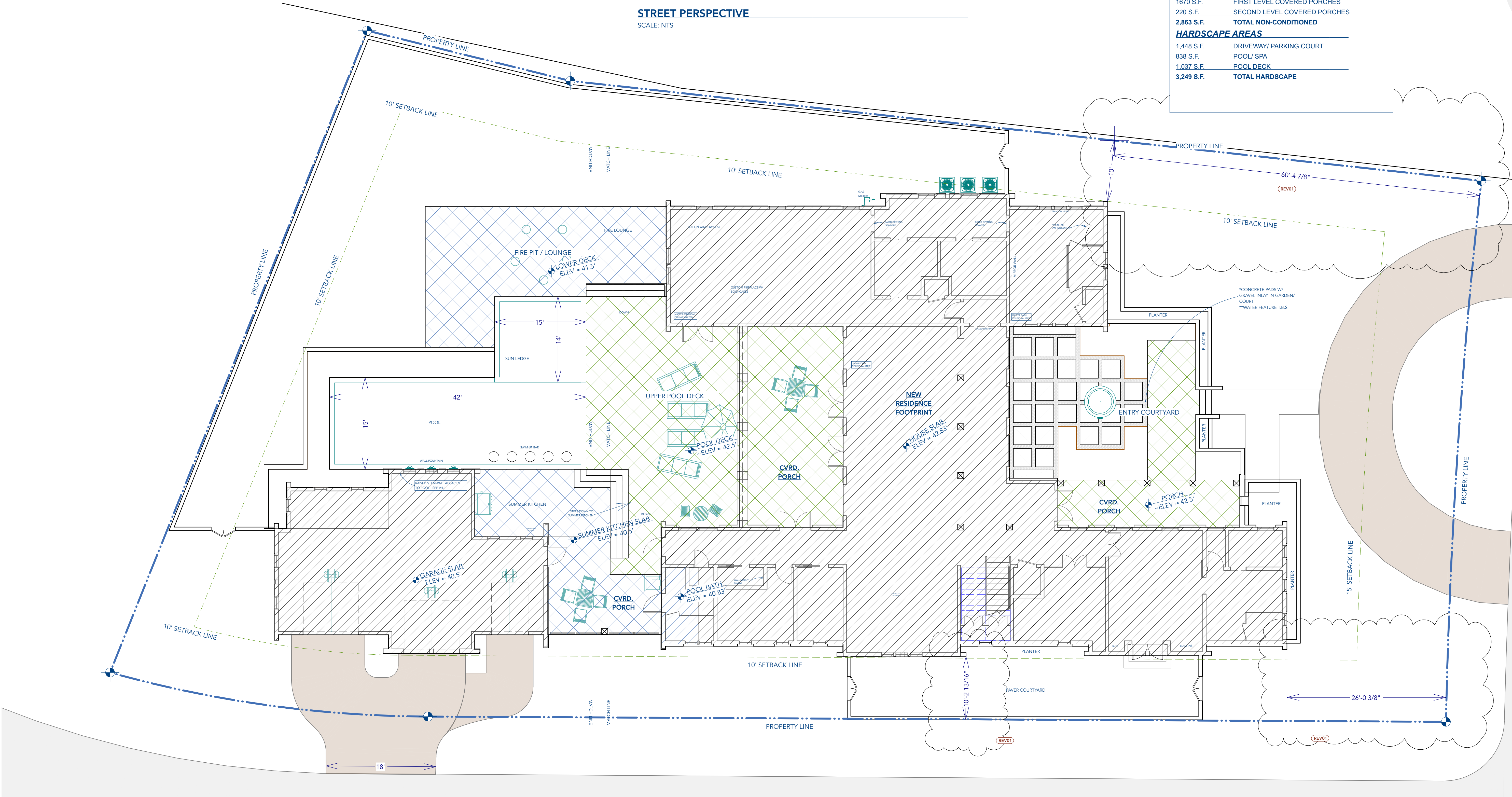






STREET PERSPECTIVE  
SCALE: NTS

<b>WSCC LOT 69 DESIGN INFO:</b>	
<b>LOT 69 WINDSONG DR. WATERSOUND CAMP CREEK</b>	
5 BEDROOM / 6.5 BATH	
2.5 CAR GARAGE (SIDE ENTRY)	
FRONT PAVER CIRCUL DRIVE	
FRONT SETBACK	15'-0"
SIDE SETBACK	10'-0"
REAR SETBACK	10'-0"
<b>SITE CALCULATIONS CHART</b>	
20,315 S.F.	GROSS LOT SIZE
14,331 S.F.	BUILD-ABLE LOT SIZE (W/IN SETBACK)
<b>CONDITIONED AREAS</b>	
4,198 S.F.	FIRST LEVEL CONDITIONED
1,867 S.F.	SECOND LEVEL CONDITIONED
6,065 S.F.	TOTAL CONDITIONED
<b>NON-CONDITIONED AREAS</b>	
973 S.F.	GARAGE
1670 S.F.	FIRST LEVEL COVERED PORCHES
220 S.F.	SECOND LEVEL COVERED PORCHES
2,863 S.F.	TOTAL NON-CONDITIONED
<b>HARDSCAPE AREAS</b>	
1,448 S.F.	DRIVEWAY/ PARKING COURT
838 S.F.	POOL/ SPA
1,037 S.F.	POOL DECK
3,249 S.F.	TOTAL HARDSCAPE



PROVIDED SURVEY/ SITE INFORMATION  
ALL SITEWORK DESIGN BASED ON SURVEY PROVIDED BY OWNER/AGENT/BUILDER  
COMPLETED BY RARE EARTH SURVEYING, FOR FINAL PLAT OF SUBDIVISION.  
ALL SITE INFORMATION MUST BE VERIFIED BY SURVEYOR. CAD SURVEY WAS NOT  
PROVIDED AT TIME OF LAYOUT

SITE PLAN  
SCALE: 1/8"=1'-0"

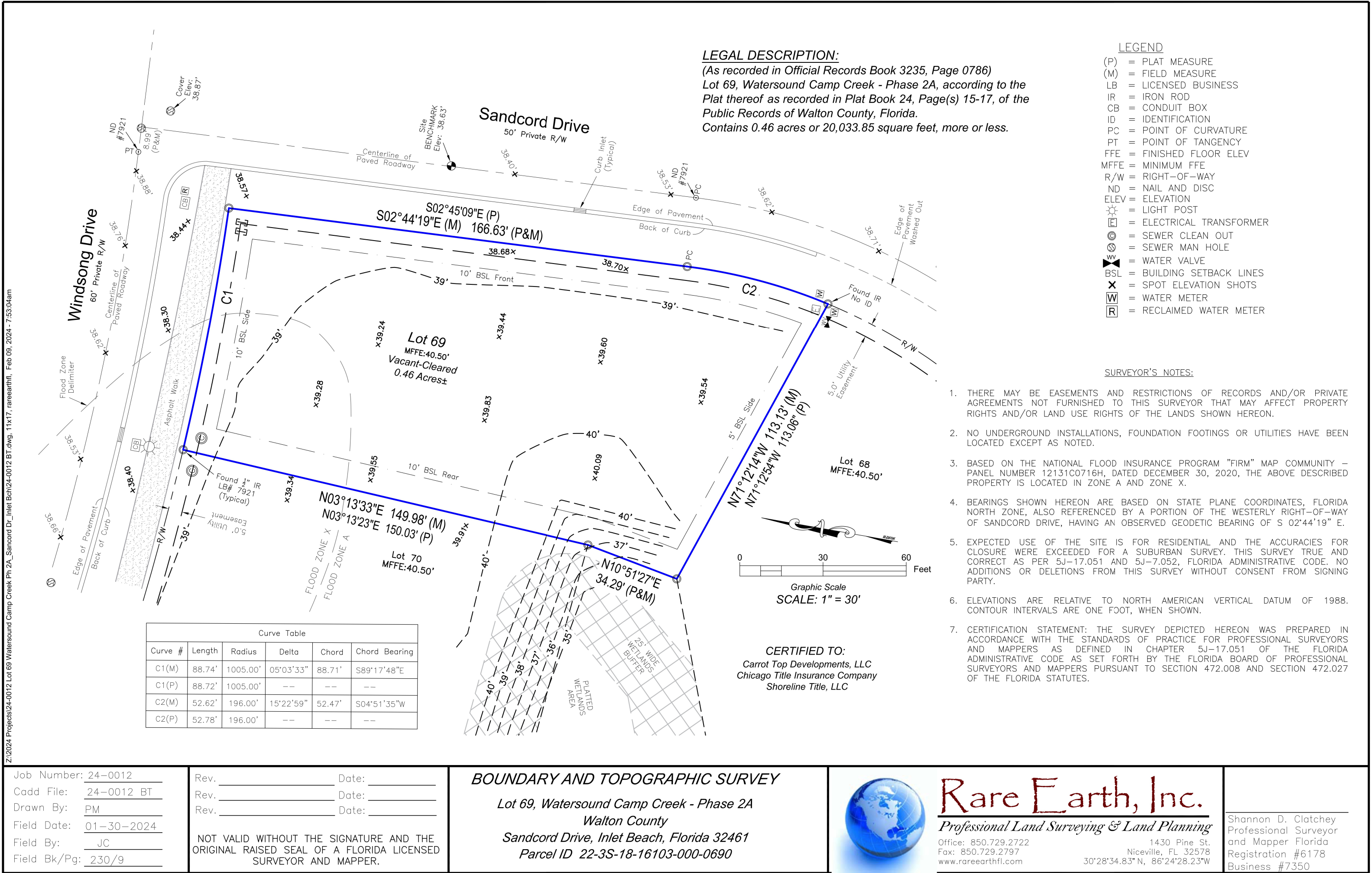


The Design, Specifications, and Documents, either physical or electronic media, are the property of Rudd Designs, LLC. Any use, reuse, or reproduction without written permission is prohibited. Use dimensions supplied in drawings do not scale. Call Rudd Designs, LLC if more information is needed. Contractor shall coordinate site conditions with supplied drawings prior to fabrication or purchase of materials.

Design & Construction Documents for:  
**Carrot Top Beach Developments**  
LOT 69, WINDSONG DR  
SANTA ROSA BEACH, FL 32459

<b>Project Number:</b>			24-01		
<b>Project Name:</b>			LOT 69		
<b>Drawing Name:</b>			Site Plan		
<b>ISSUES AND REVISIONS</b>					
<b>NO.</b>	<b>DATE</b>	<b>DESCRIPTION</b>			
1	5/20/24	PERMIT SET			
2	7/16/24	REVOL SITE REV			
3	8/5/24	CHANGES			
<b>DRAWN BY:</b>					
TAR					
<b>CHECKED BY:</b>					
SAR					





8456 Preservation Drive - Panama City Beach, FL 32413  
(p) 850.381.4494  
ruddesigns@gmail.com

The Design, Specifications, and Documents, either physical or electronic media, are the property of Rudd Designs, LLC. Any use, reuse, or reproduction without written permission is prohibited. Use dimensions supplied in drawings do not scale. Call Rudd Designs, LLC if more information is needed. Contractor shall coordinate site conditions with supplied drawings prior to fabrication or purchase of materials

Design & Construction Documents for:  
**Carrot Top Beach Developments**  
LOT 69, WINDSONG DR  
SANTA ROSA BEACH, FL 32459

Project Number: 24-01  
Project Name: LOT 69  
Drawing Name: Existing Survey

NO.	DATE	DESCRIPTION
1	5/20/24	PERMIT SET REQUESTED
2	8/5/24	CHANGES

DRAWN BY: TAR  
CHECKED BY: SAR

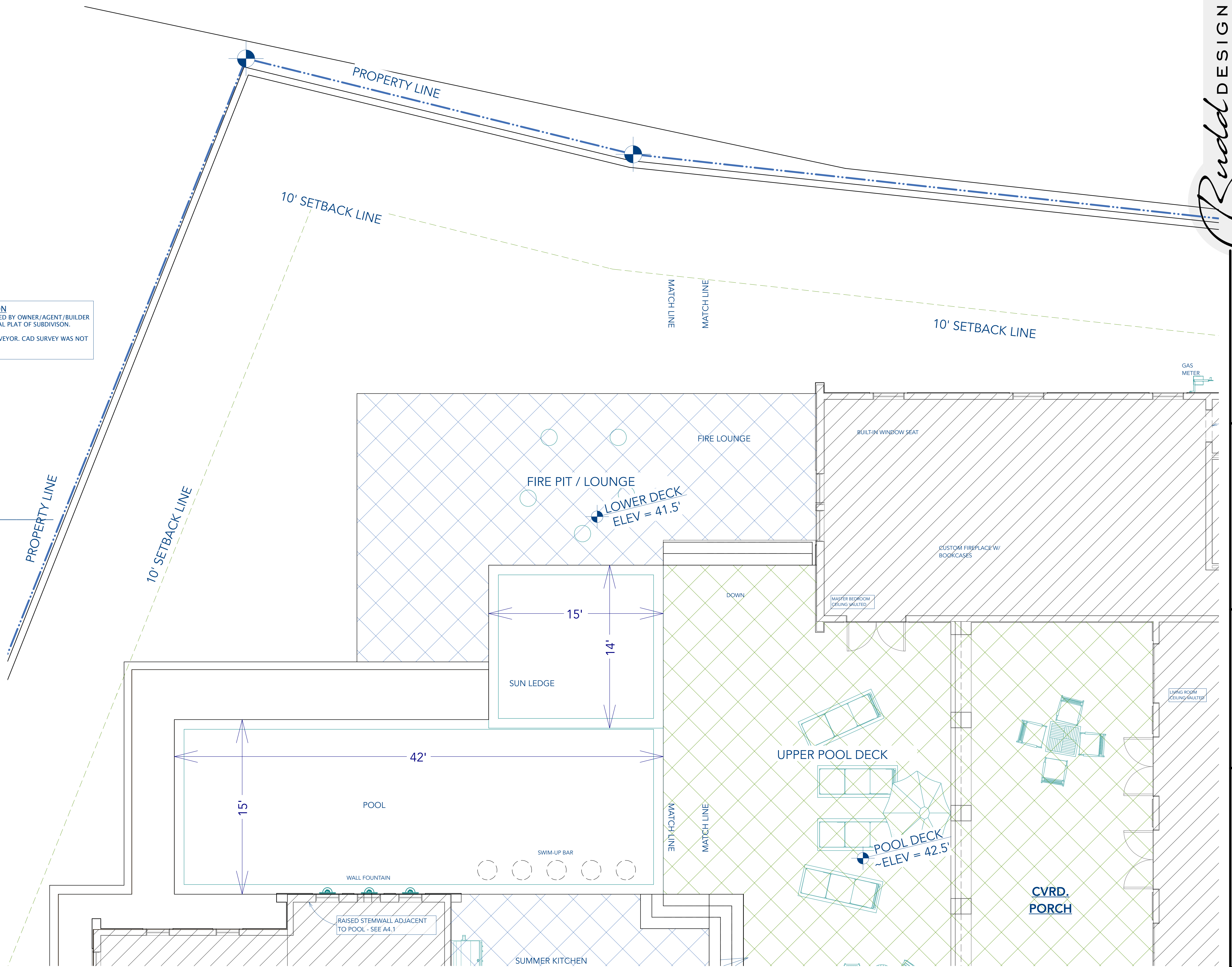
EXISTING SURVEY  
SCALE: 1/8"=1'-0"





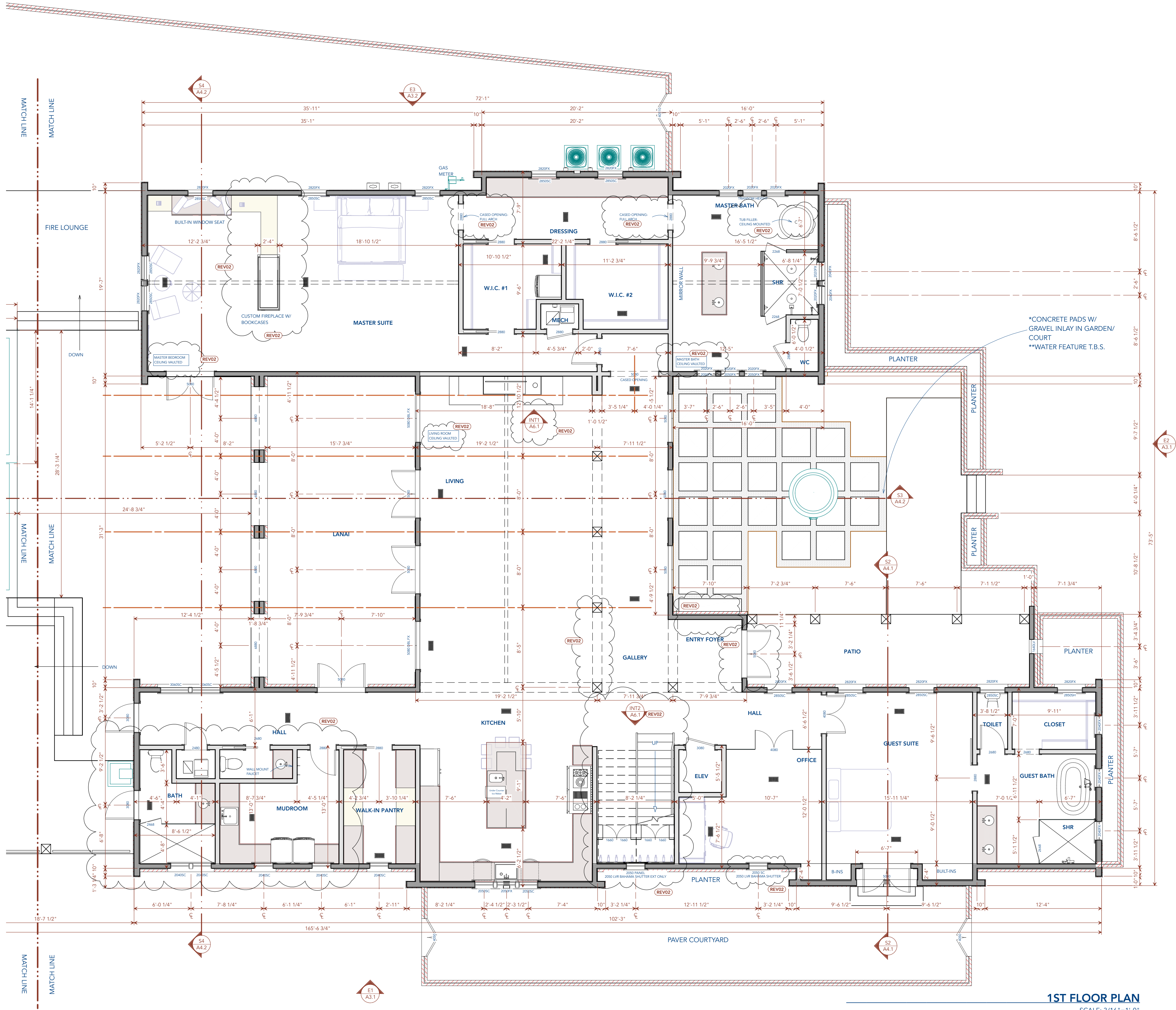
**PROVIDED SURVEY/ SITE INFORMATION**  
ALL SITEWORK DESIGN BASED ON SURVEY PROVIDED BY OWNER/AGENT/BUILDER  
COMPLETED BY RARE EARTH SURVEYING, FOR FINAL PLAT OF SUBDIVISION.  
  
ALL SITE INFORMATION MUST BE VERIFIED BY SURVEYOR. CAD SURVEY WAS NOT  
PROVIDED AT TIME OF LAYOUT

**POOL PERSPECTIVE**  
SCALE: NTS



**POOL PLAN**  
SCALE: 1/8"=1'-0"





1ST FLOOR PLAN  
SCALE: 3/16"=1'-0"

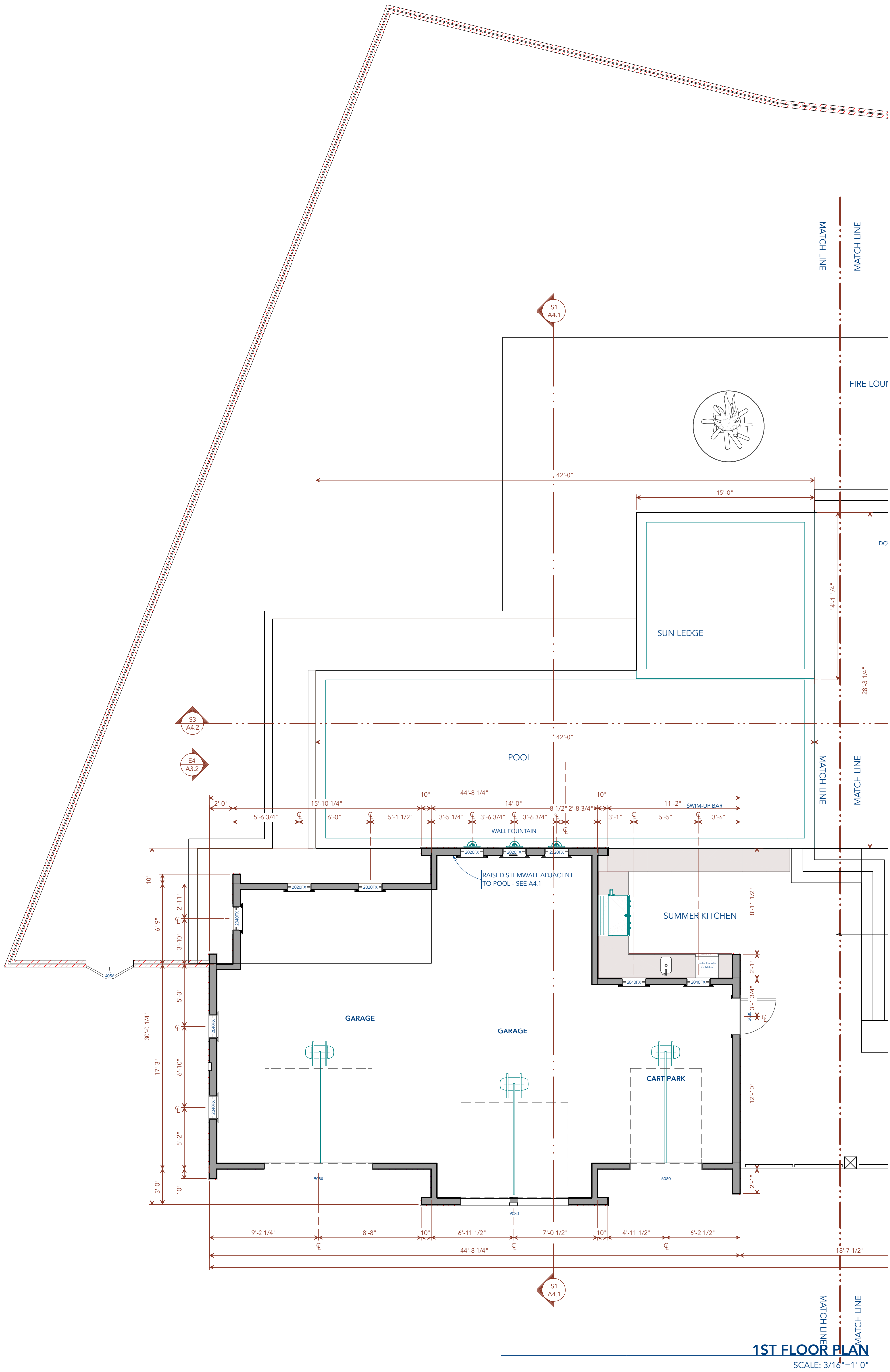


The Design, Specifications, and Documents, either physical or electronic media, are the property of Rudd Designs, LLC. Any use, reuse, or reproduction without written permission is prohibited. Use dimensions supplied in drawings do not scale. Call Rudd Designs, LLC if more information is needed. Contractor shall coordinate site conditions with supplied drawings prior to fabrication or purchase of materials.

Design & Construction Documents for:  
**Carrot Top Beach Developments**  
LOT 69, WINDSONG DR  
SANTA ROSA BEACH, FL 32459

ISSUES AND REVISIONS		Project Number:
NO.	DESCRIPTION	24-01
1	PERMIT SET	
2	REQUESTED CHANGES	
DRAWN BY:		Project Name:
TAR		LOT 69
CHECKED BY:		Drawing Name:
SAR		1st Floor Plan





1ST FLOOR PLAN  
SCALE: 3/16" = 1'-0"




The Design, Specifications, and Documents, either physical or electronic media, are the property of Rudd Designs, LLC. Any use, reuse, or reproduction without written permission is prohibited. Use dimensions supplied in drawings do not scale. Call Rudd Designs, LLC if more information is needed. Contractor shall coordinate site conditions with supplied drawings prior to fabrication or purchase of materials.

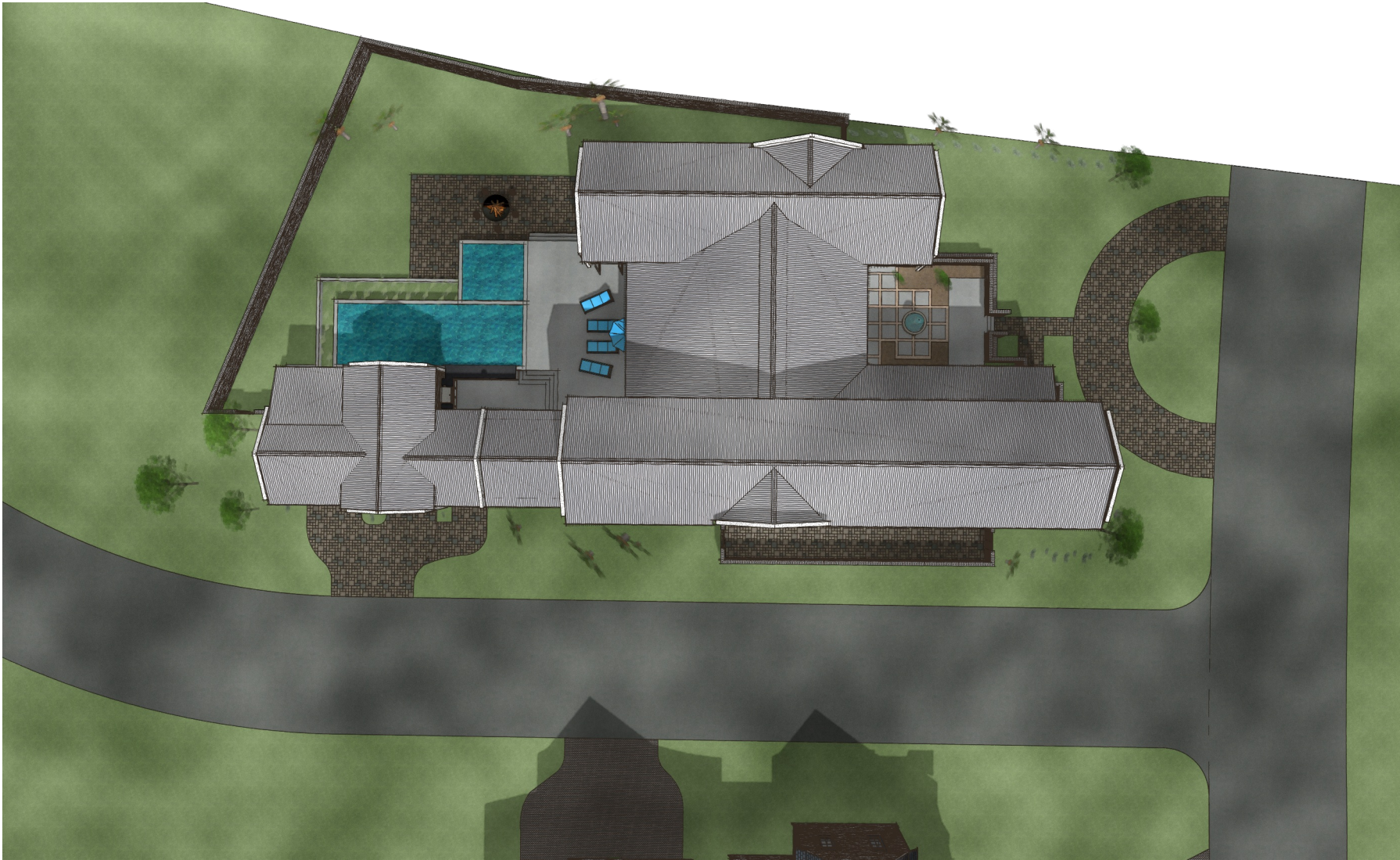
Design & Construction Documents for:  
**Carrot Top Beach Developments**  
LOT 69, WINDSONG DR  
SANTA ROSA BEACH, FL 32459

ISSUES AND REVISIONS		Project Number:
NO.	DESCRIPTION	24-01
1	PERMIT SET	
2	CHANGES REQUESTED	
	CHANGES	
DRAWN BY:		Project Name:
TAR		LOT 69
CHECKED BY:		Drawing Name:
SAR		1st Floor Plan

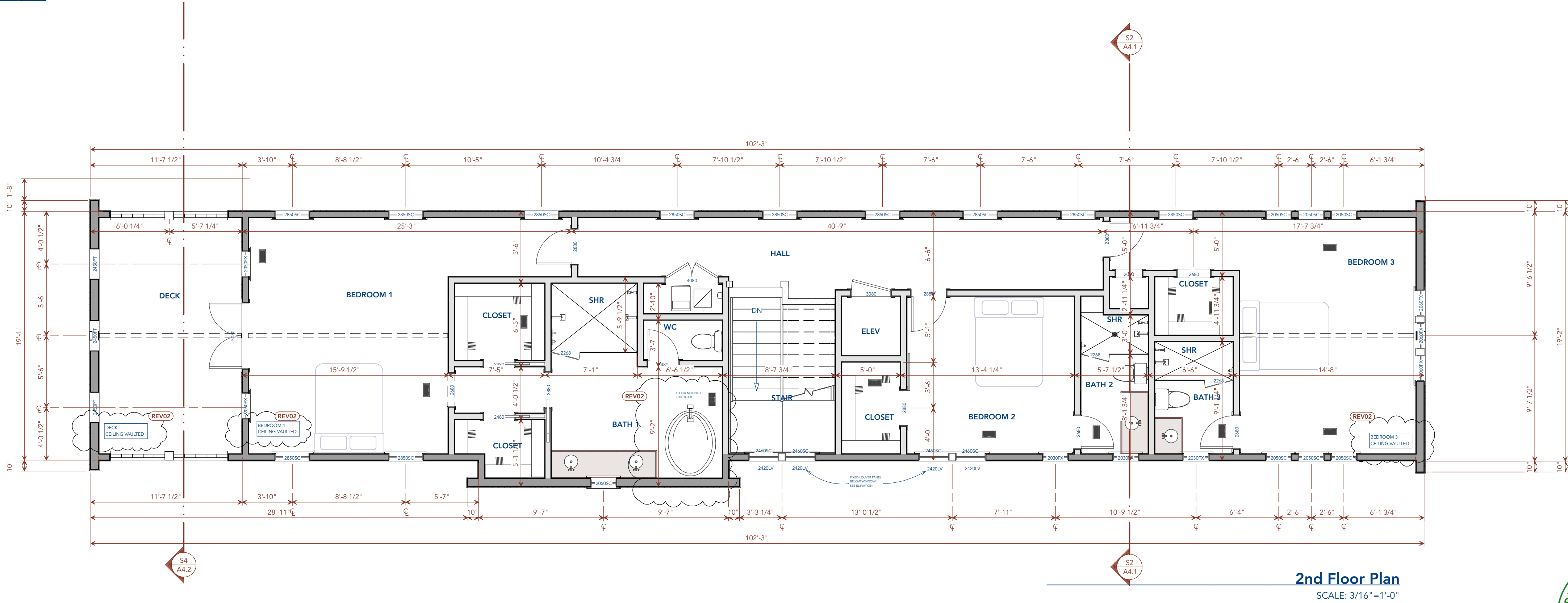




PERSPECTIVE VIEW  
SCALE: NTS



DRONE PERSPECTIVE  
SCALE: NTS

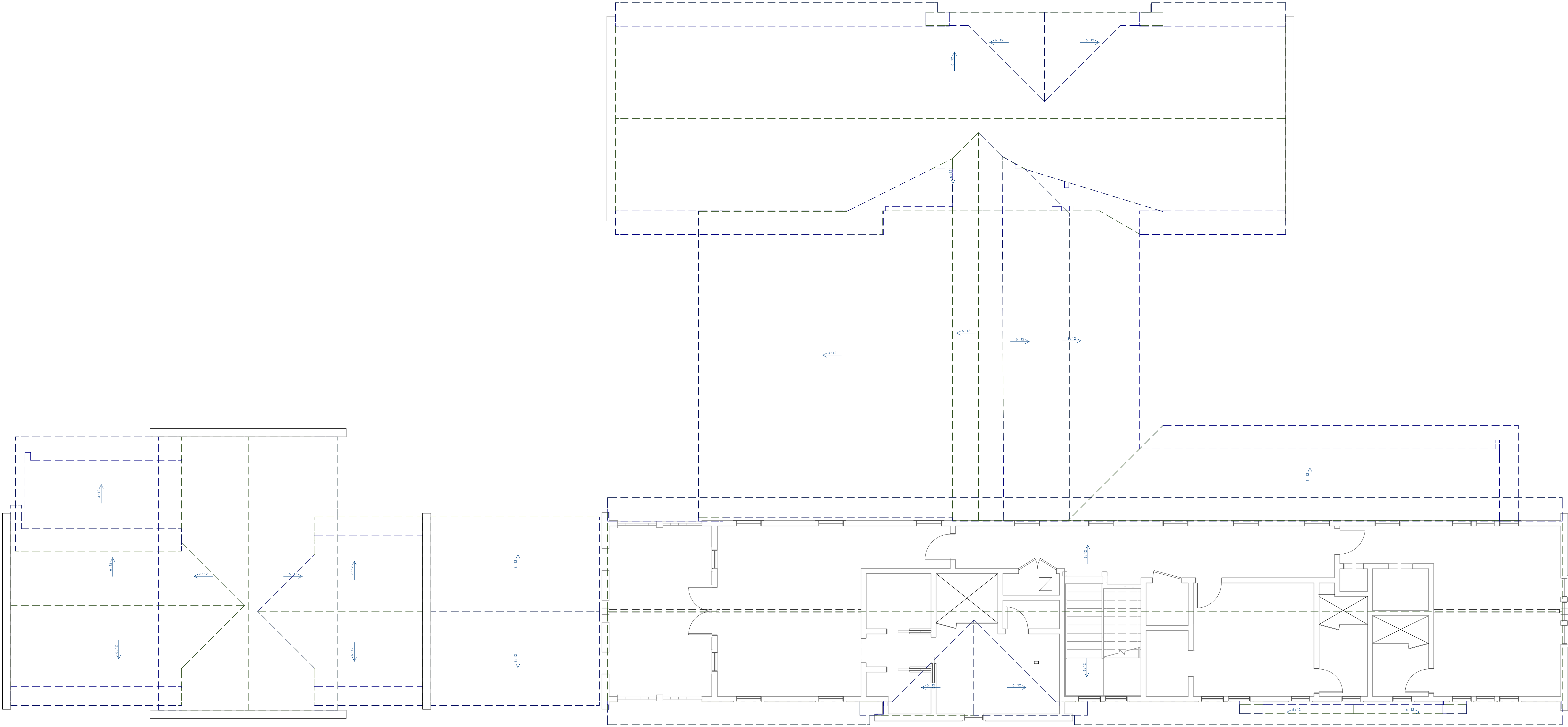


The Design, Specifications, and Documents, and Documents, either physical or electronic media, are the property of Rudd Designs, LLC. Any use, reuse, or reproduction without written permission is prohibited. Use dimensions supplied in drawings do not scale. Call Rudd Designs, LLC if more information is needed. Contractor shall coordinate site conditions with supplied drawings prior to fabrication or purchase of materials.

Design & Construction Documents for:  
**Carrot Top Beach Developments**  
LOT 69, WINDSONG DR  
SANTA ROSA BEACH, FL 32459

ISSUES AND REVISIONS		Project Number:
NO.	DESCRIPTION	24-01
1	PERMIT SET	
2	REQUESTED CHANGES	
DRAWN BY:		Project Name:
TAR		LOT 69
CHECKED BY:		Drawing Name:
SAR		2nd Floor Plan





ROOF PLAN  
SCALE: 1/4"=1'-0"



The Design, Specifications, and Documents, either physical or electronic media, are the property of Rudd Designs, LLC. Any use, reuse, or reproduction without written permission is prohibited. Use dimensions supplied in drawings do not scale. Call Rudd Designs, LLC if more information is needed. Contractor shall coordinate site conditions with supplied drawings prior to fabrication or purchase of materials

Design & Construction Documents for:  
**Carrot Top Beach Developments**  
LOT 69, WINDSONG DR  
SANTA ROSA BEACH, FL 32459

ISSUES AND REVISIONS		Project Number:
NO.	DATE DESCRIPTION	24-01
1	5/20/24 PERMIT SET	
2	8/5/24 CHANGES	
Project Name:		LOT 69
Drawing Name:		Roof Plan


DRAWN BY:	CHECKED BY:
TAR	SAR



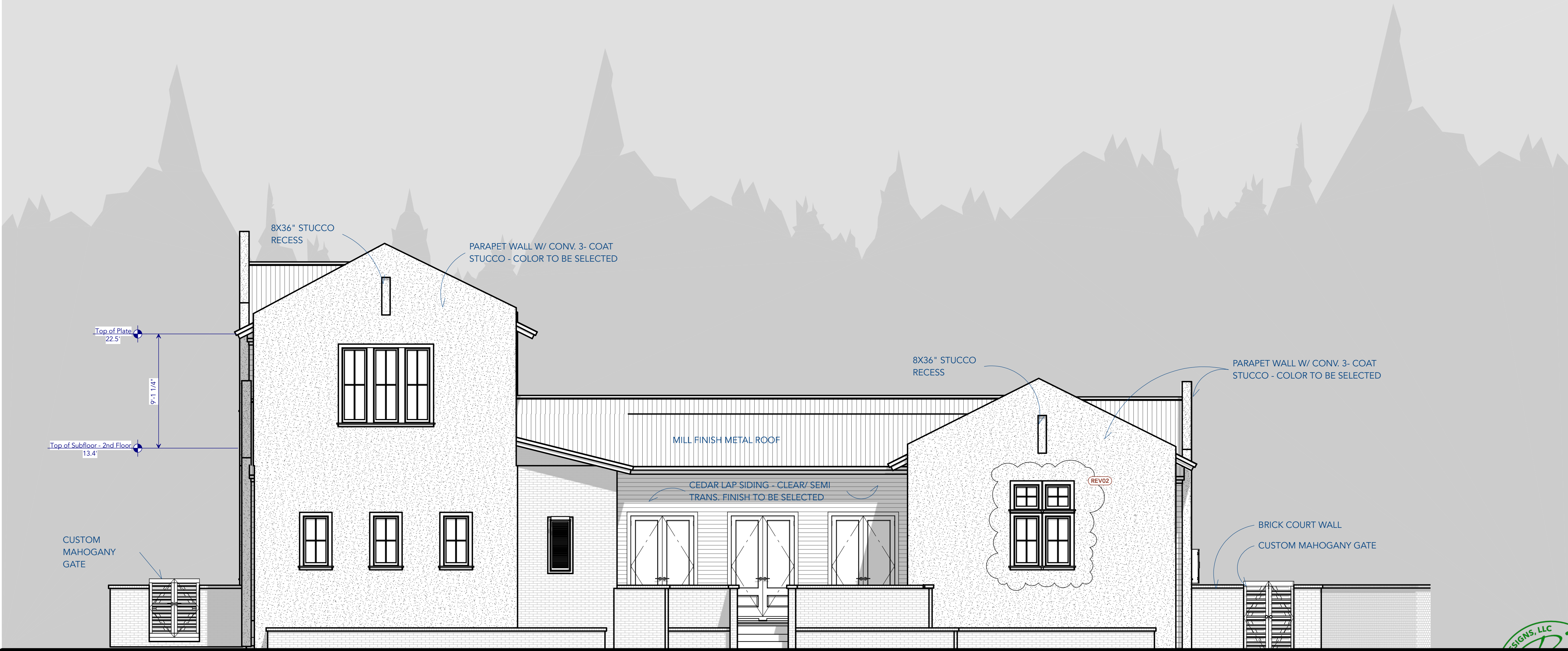
The Design, Specifications, and Documents, either physical or electronic media, are the property of Rudd Designs, LLC. Any use, reuse, or reproduction without written permission is prohibited. Use dimensions supplied in drawings do not scale. Call Rudd Designs, LLC if more information is needed. Contractor shall coordinate site conditions with supplied drawings prior to fabrication or purchase of materials.

Design & Construction Documents for:  
**Carrot Top Beach Developments**  
LOT 69, WINDSONG DR  
SANTA ROSA BEACH, FL 32459

ISSUES AND REVISIONS		Project Number:
NO.	DESCRIPTION	24-01
1	PERMIT SET	
2	CHANGES REQUESTED	
Project Name:		LOT 69
Drawing Name:		Exterior Elevations
DRAWN BY:		TAR
CHECKED BY:		SAR



**EAST ELEVATION**  
SCALE: 3/16"=1'-0"



**NORTH ELEVATION**  
SCALE: 3/16"=1'-0"



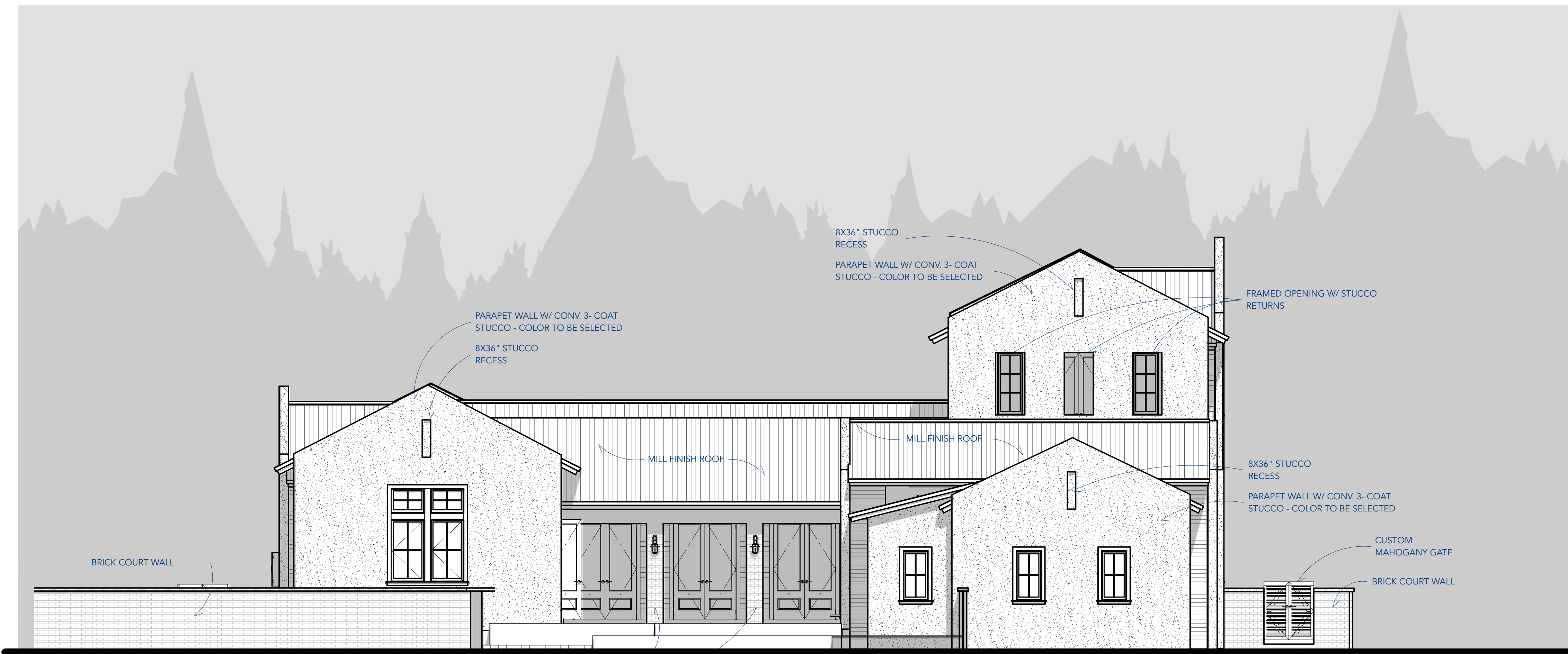
The Design, Specifications, and Documents, either physical or electronic media, are the property of Rudd Designs, LLC. Any use, reuse, or reproduction without written permission is prohibited. Use dimensions supplied in drawings do not scale. Call Rudd Designs, LLC if more information is needed. Contractor shall coordinate site conditions with supplied drawings prior to fabrication or purchase of materials.

Design & Construction Documents for:  
**Carrot Top Beach Developments**  
LOT 69, WINDSONG DR  
SANTA ROSA BEACH, FL 32459

ISSUES AND REVISIONS		Project Number:
NO.	DESCRIPTION	24-01
1	PERMIT SET REQUESTED	
2	CHANGES	
Project Name:		LOT 69
Drawing Name:		Exterior Elevations
DRAWN BY:		TAR
CHECKED BY:		SAR



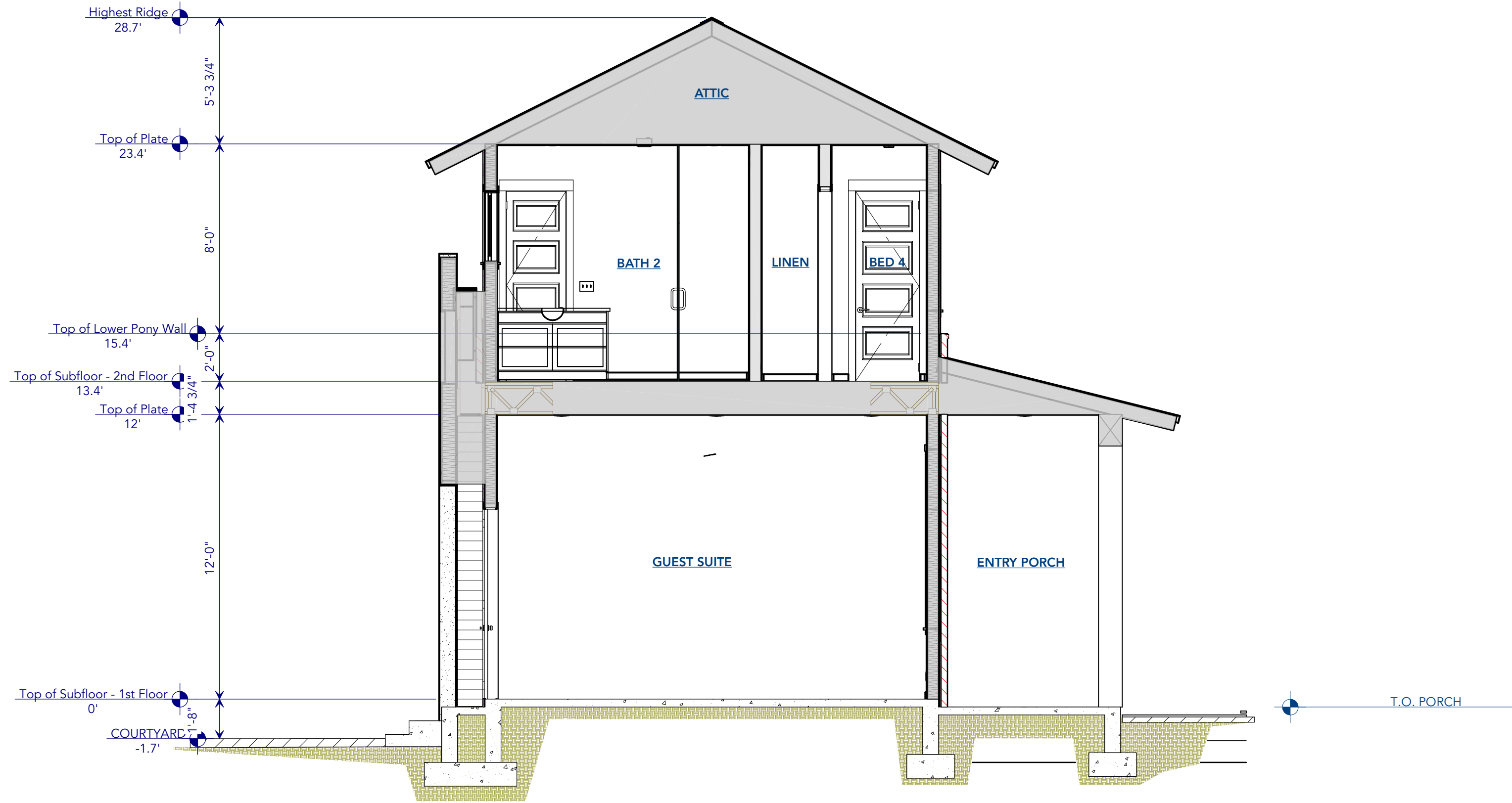
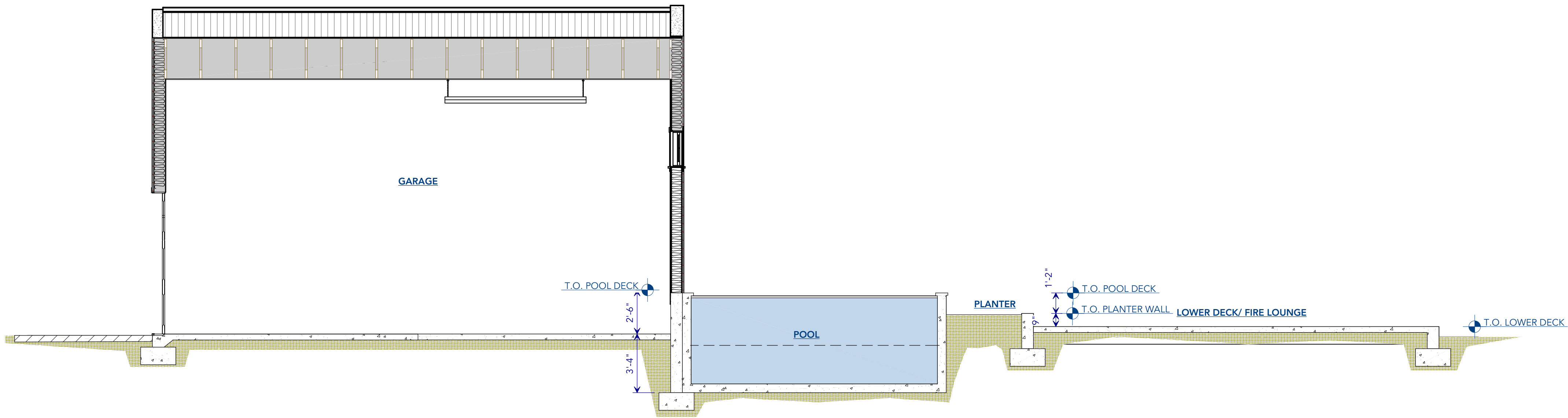
**WEST ELEVATION**  
SCALE: 3/16"=1'-0"



**SOUTH ELEVATION**  
SCALE: 3/16"=1'-0"







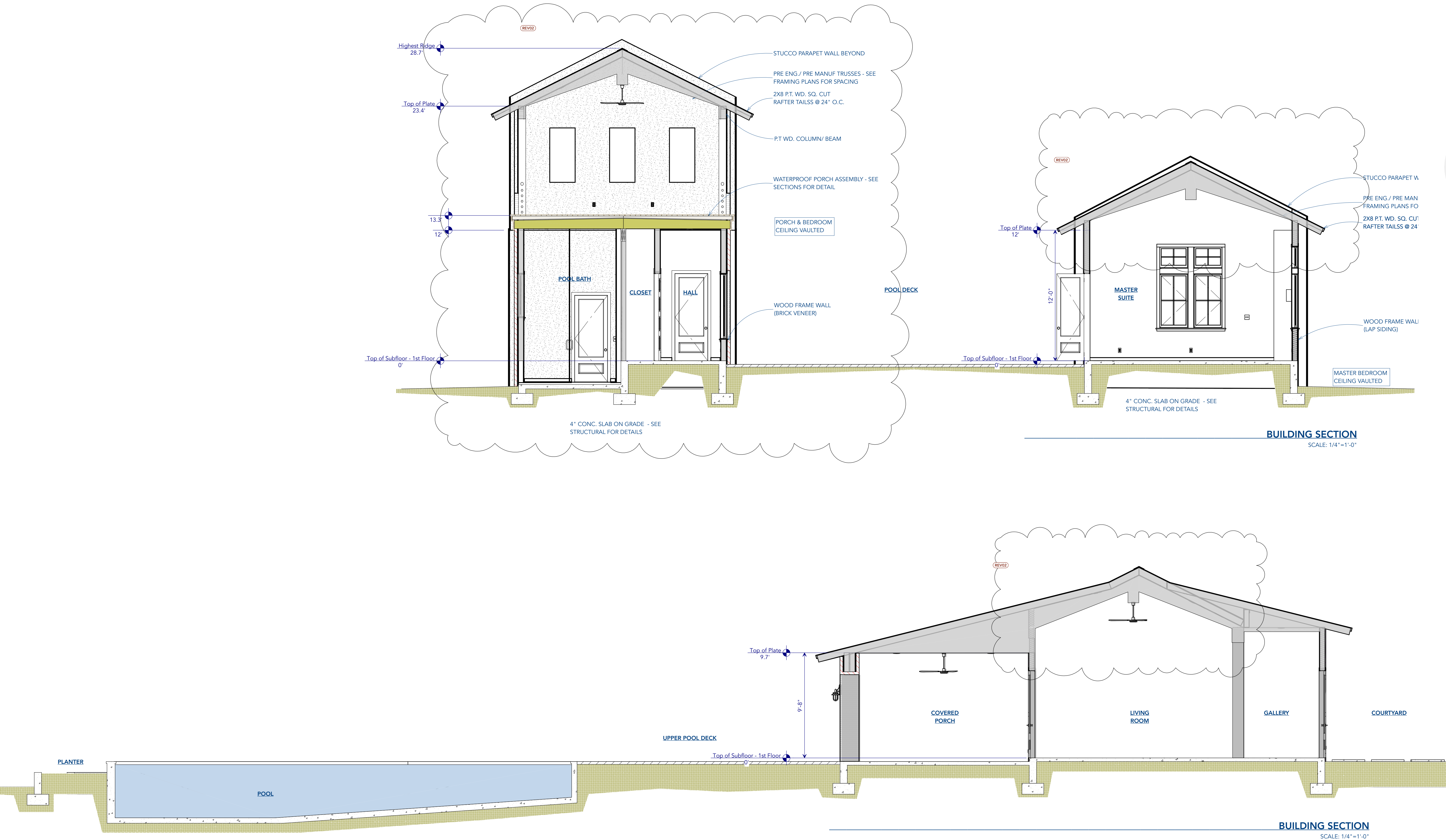
DRAWN BY:		CHECKED BY:	
TAR		SAR	

ISSUES AND REVISIONS		Project Number:	
NO.	DATE	DESCRIPTION	24-01
1	5/20/24	PERMIT SET	
2	8/5/24	OWNER REQUESTED CHANGES	

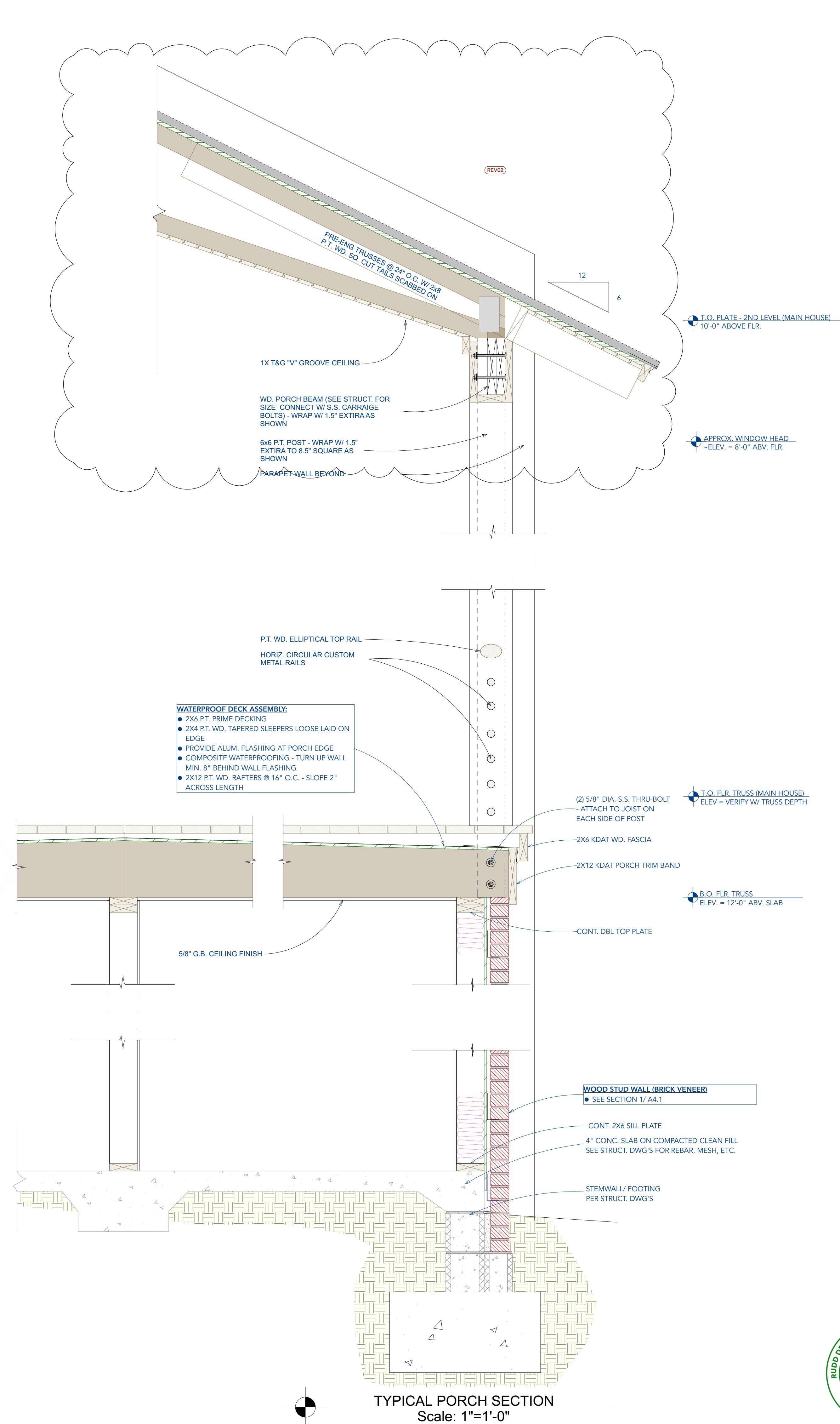
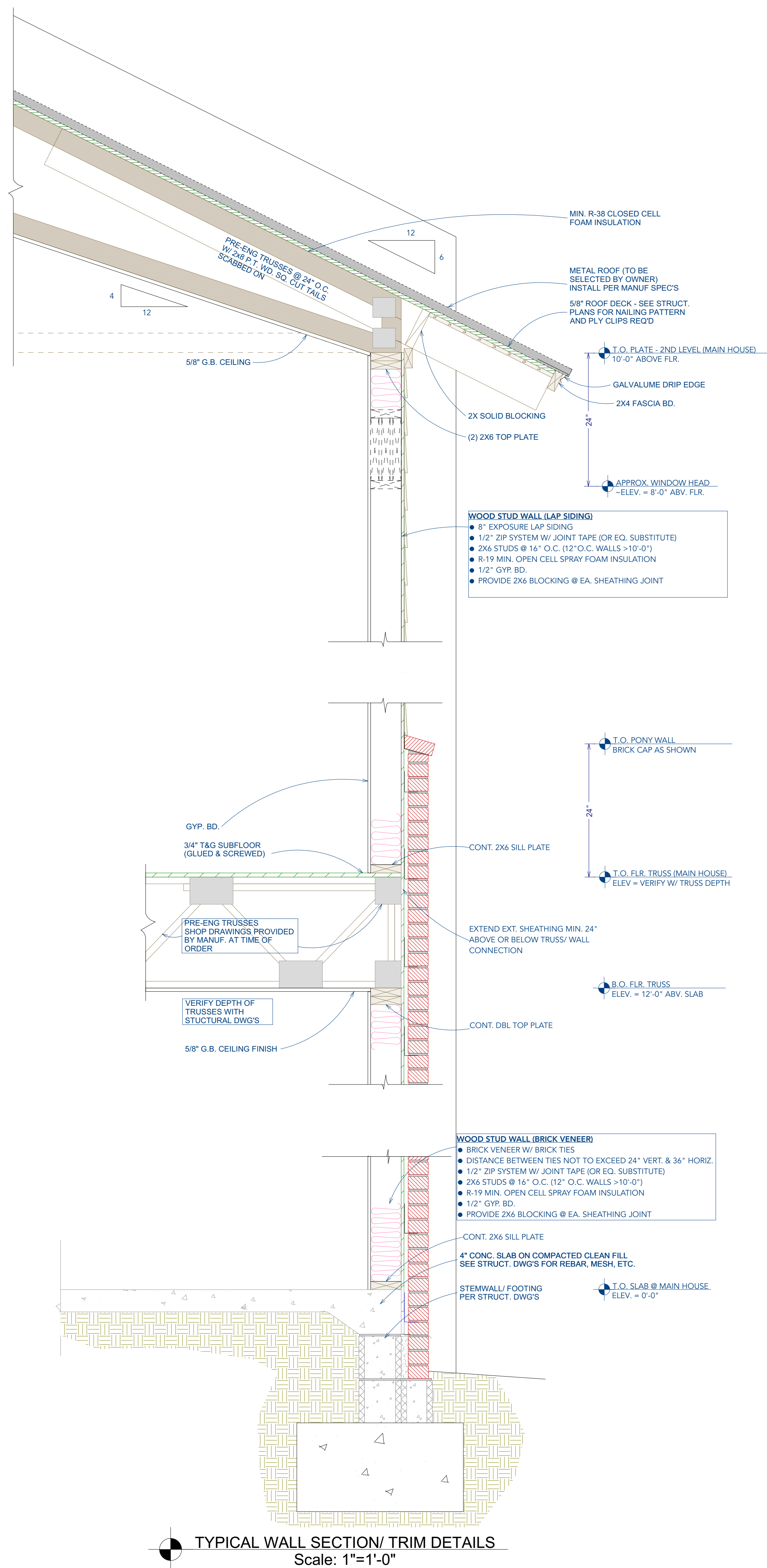
Design & Construction Documents for:	
<b>Carrot Top Beach Developments</b>	
LOT 69, WINDSONG DR	
SANTA ROSA BEACH, FL 32459	

The Design, Specifications, and Documents, either physical or electronic media, are the property of Rudd Designs, LLC. Any use, reuse, or reproduction without written permission is prohibited. Use dimensions supplied in drawings do not scale. Call Rudd Designs, LLC if more information is needed. Contractor shall coordinate site conditions with supplied drawings prior to fabrication or purchase of materials.

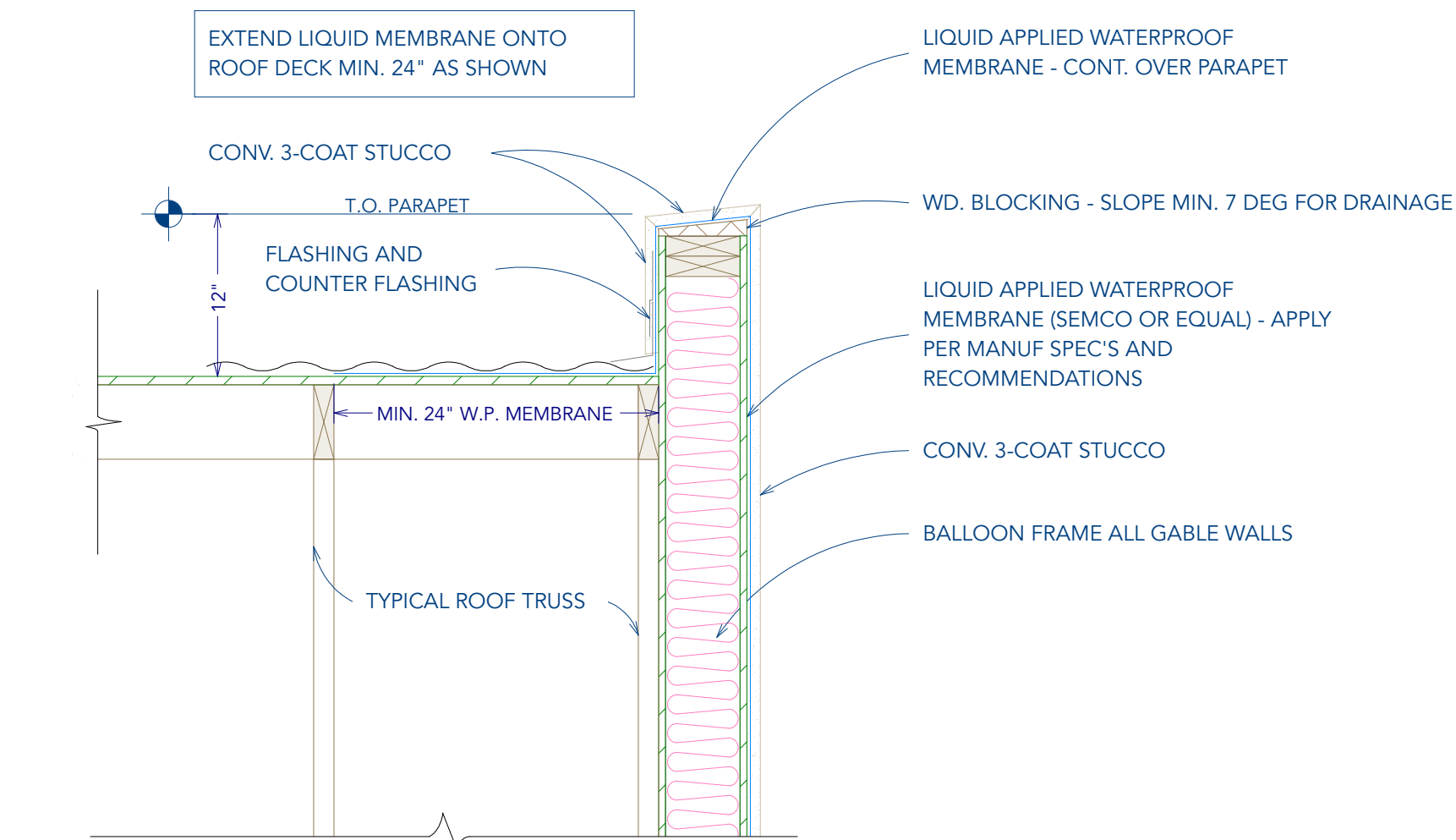
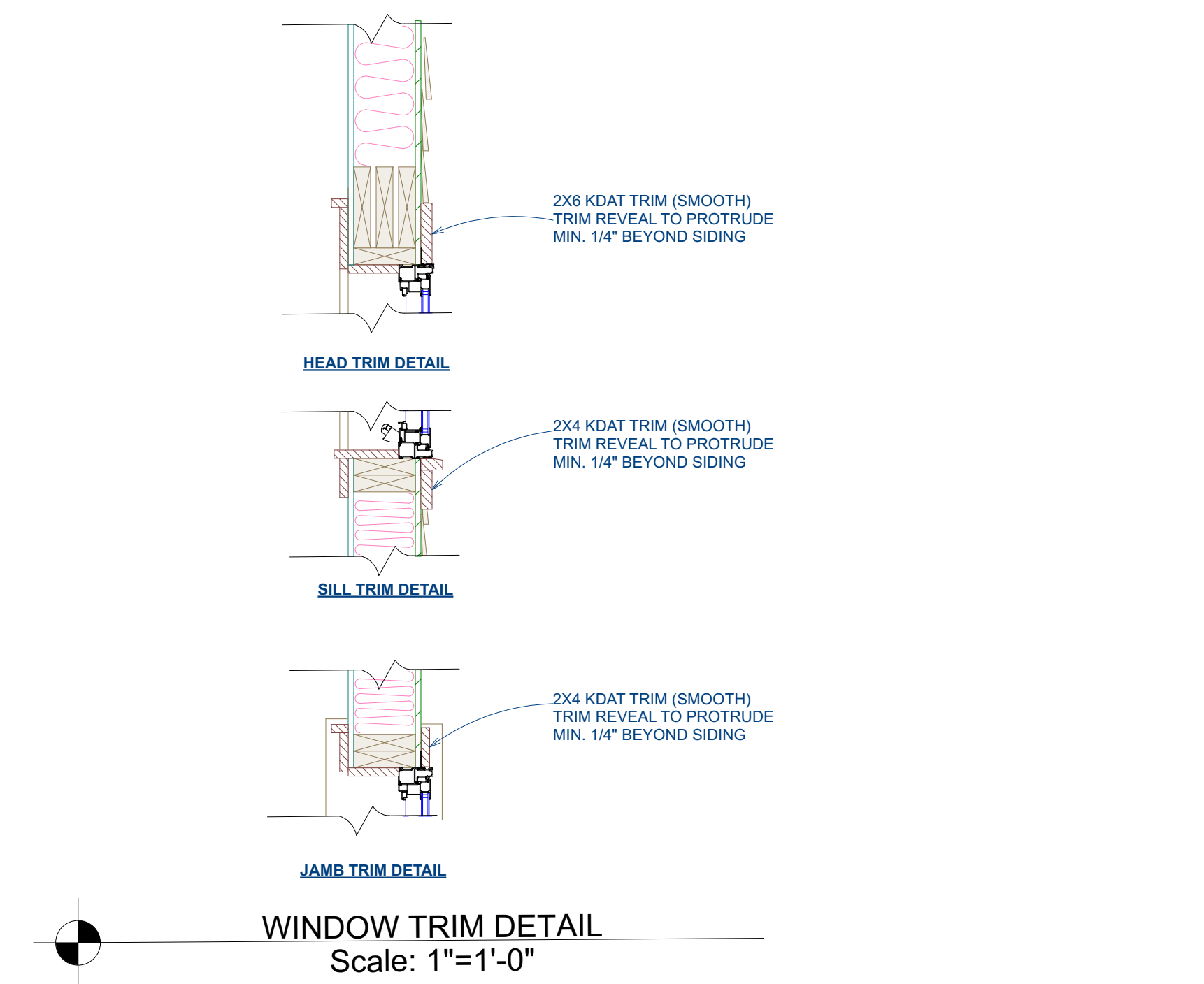




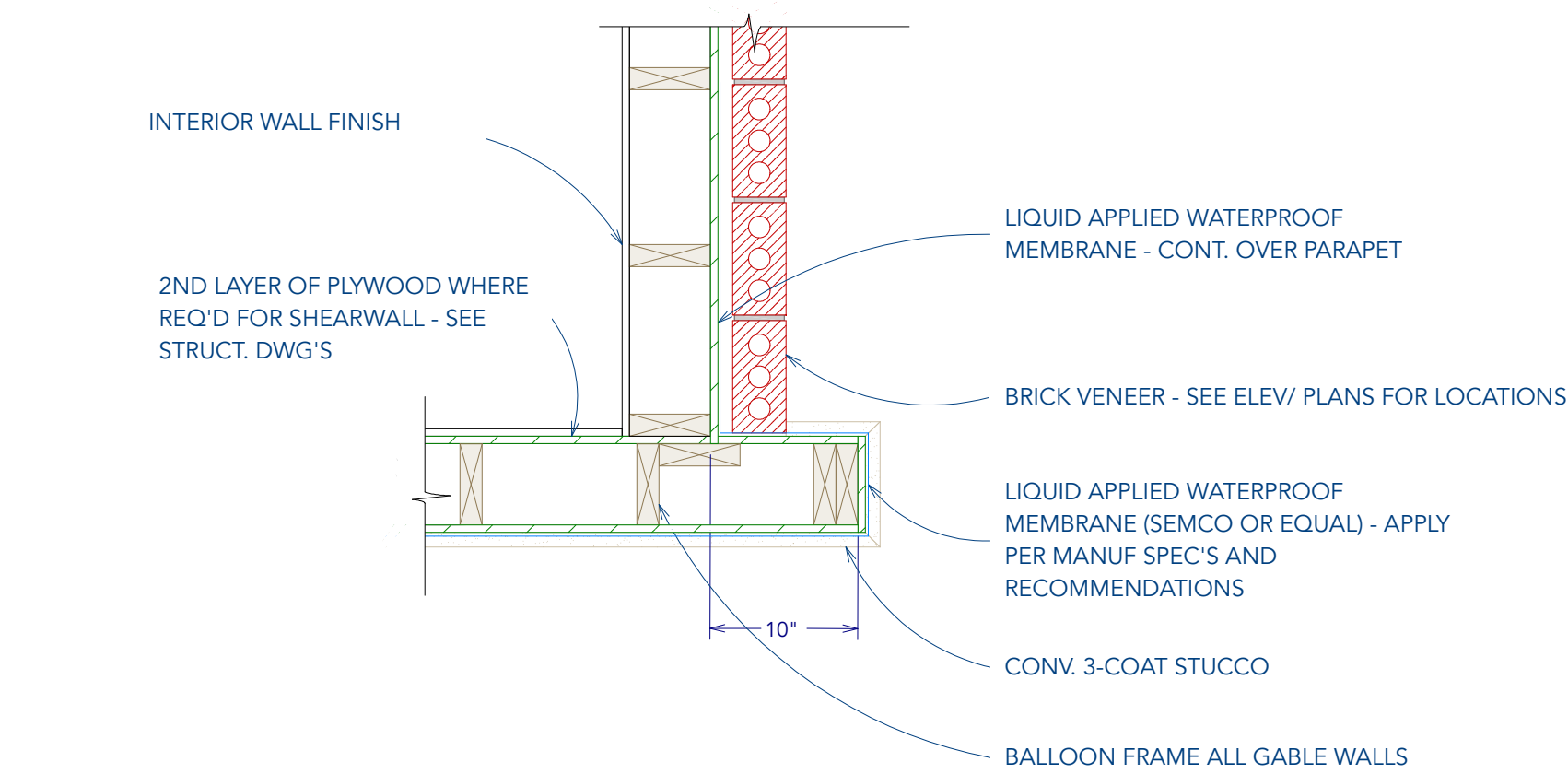




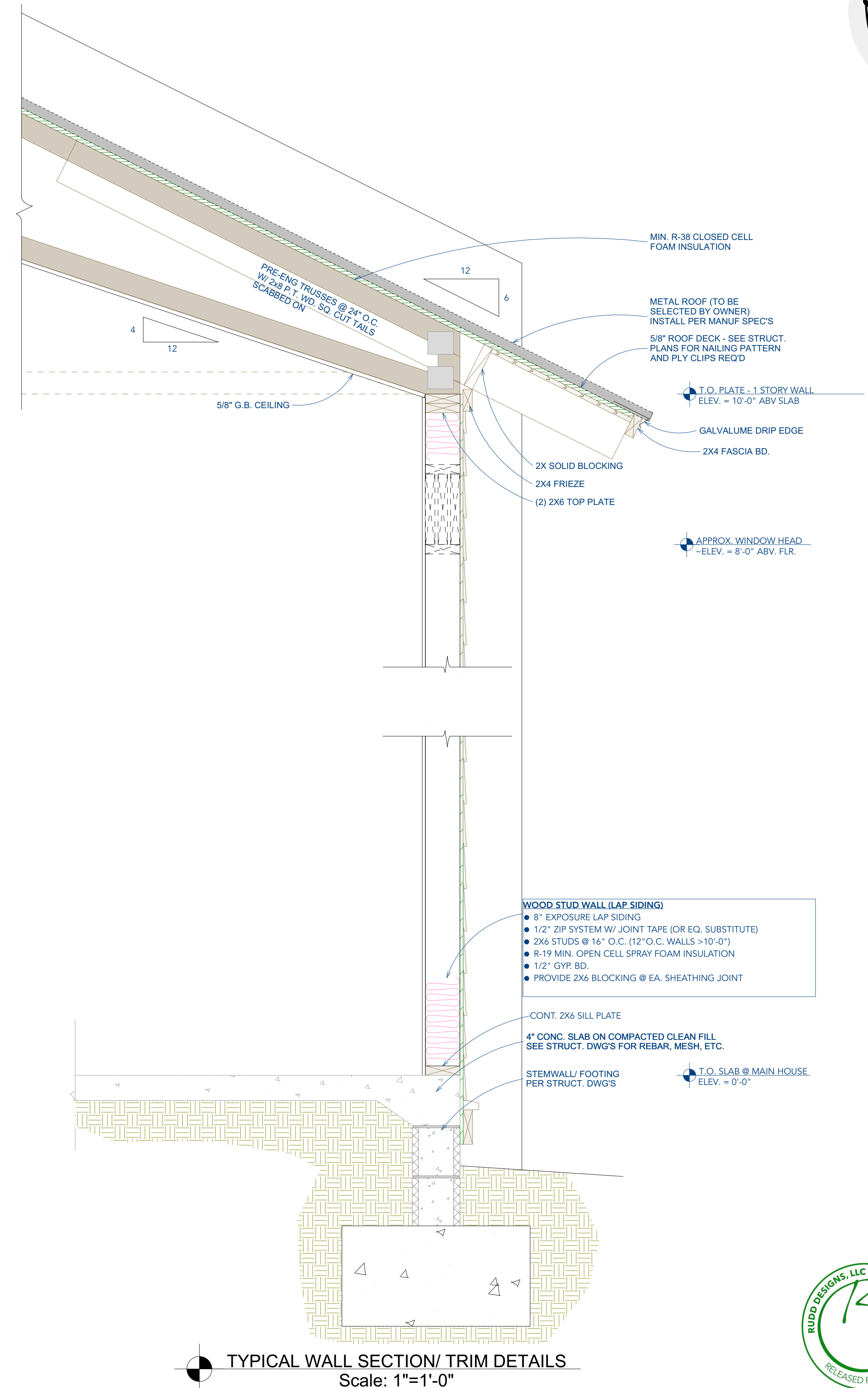




**PARAPET WALL @ ROOF CONN. DETAIL**  
Scale: 1"=1'-0"



**PARAPET WALL PLAN DETAIL**  
Scale: 1"=1'-0"



The Design, Specifications, and Documents, either physical or electronic media, are the property of Rudd Designs, LLC. Any use, reuse, or reproduction without written permission is prohibited. Use dimensions supplied in drawings do not scale. Call Rudd Designs, LLC if more information is needed. Contractor shall coordinate site conditions with supplied drawings prior to fabrication or purchase of materials.

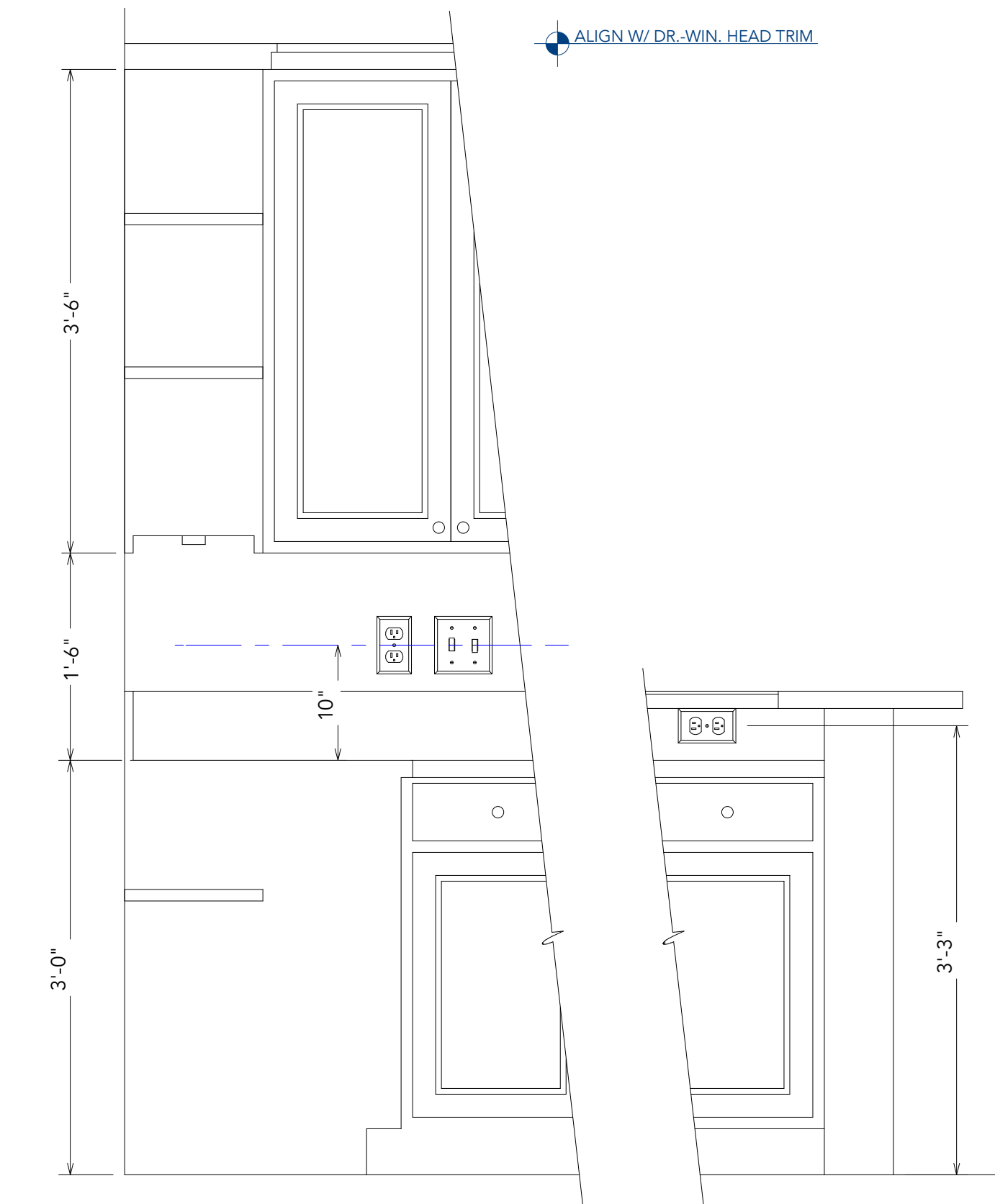
Design & Construction Documents for:  
**Carrot Top Beach Developments**  
LOT 69, WINDSONG DR  
SANTA ROSA BEACH, FL 32459

**Project Number:** 24-01  
**Project Name:** LOT 69  
**Drawing Name:** Wall Sections & Details

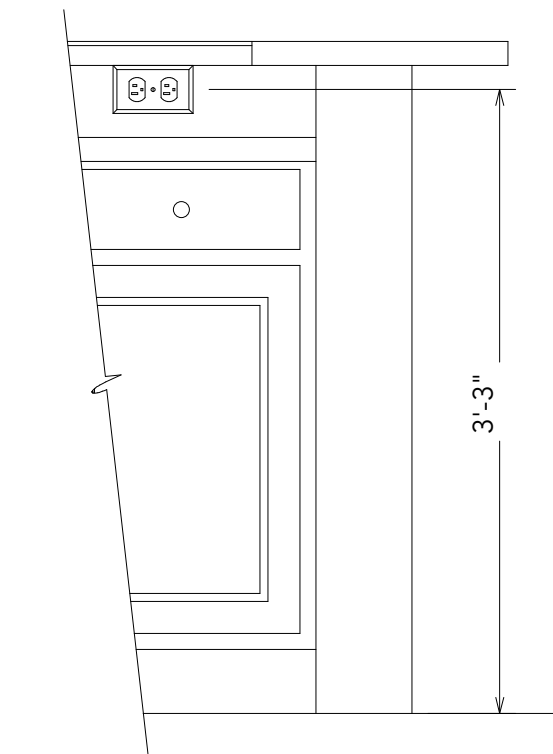
NO.	DATE	DESCRIPTION
1	5/20/24	PERMIT SET
2	8/5/24	CHANGES

**DRAWN BY:** TAR  
**CHECKED BY:** SAR

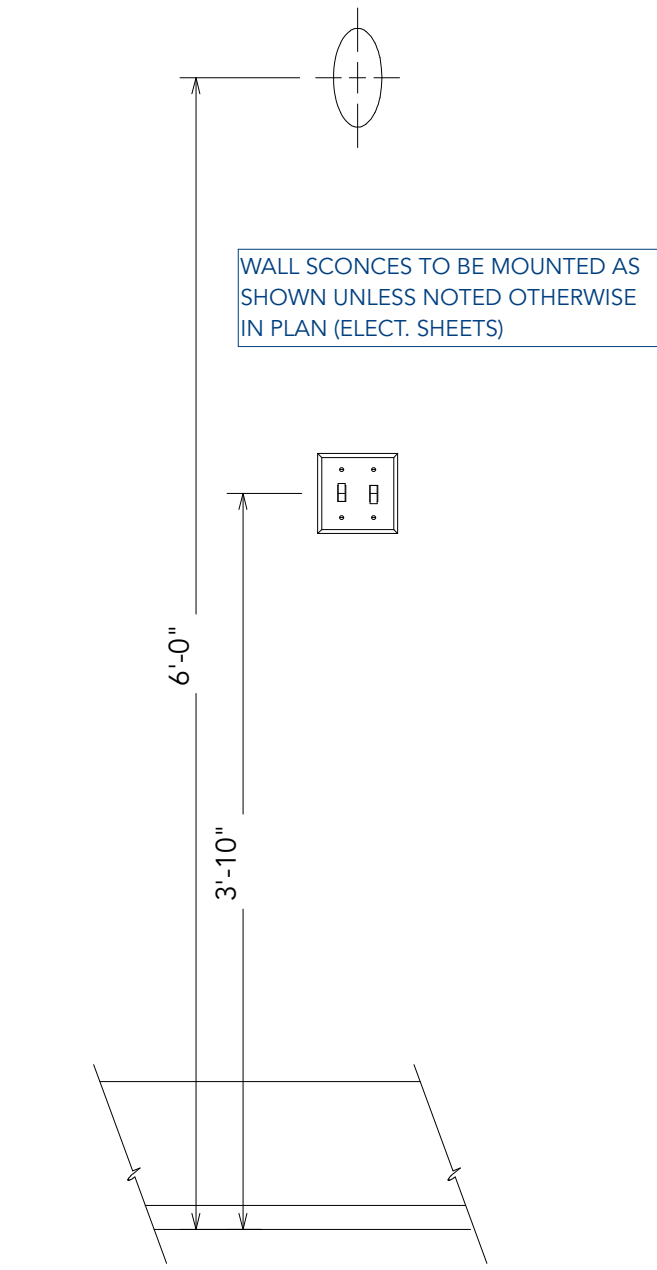




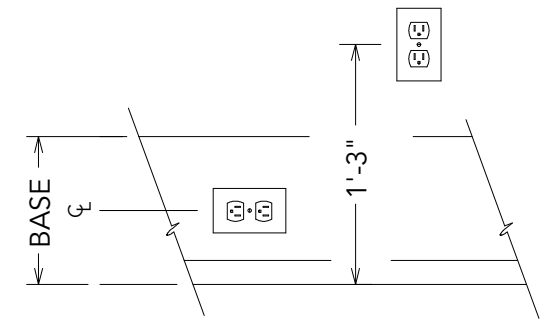
**A** RECEPTACLE & SWITCH @ KITCHEN  
SCALE: 1"=1'-0"



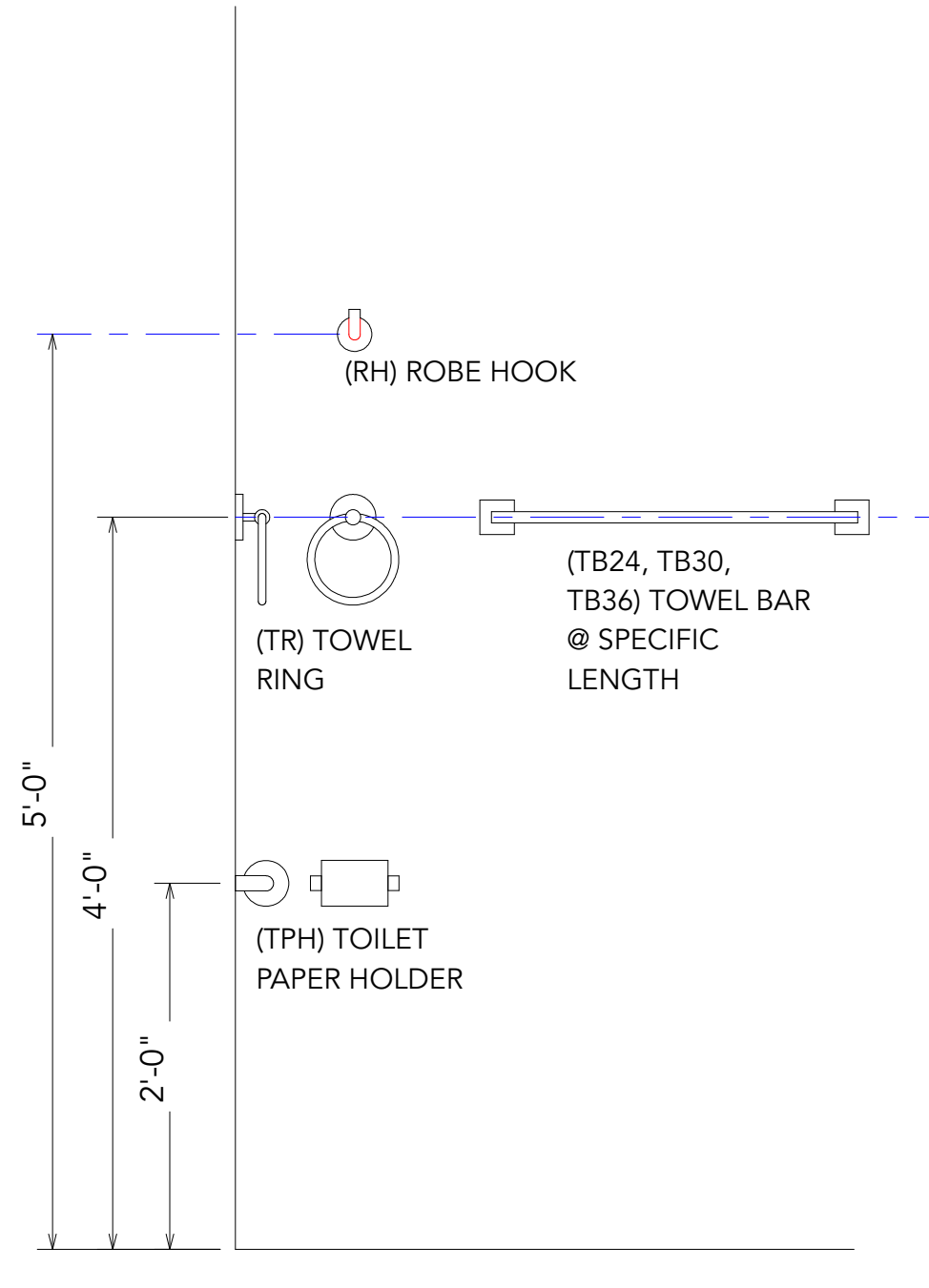
**B** RECEPTACLE & SWITCH @ COUNTER  
SCALE: 1"=1'-0"



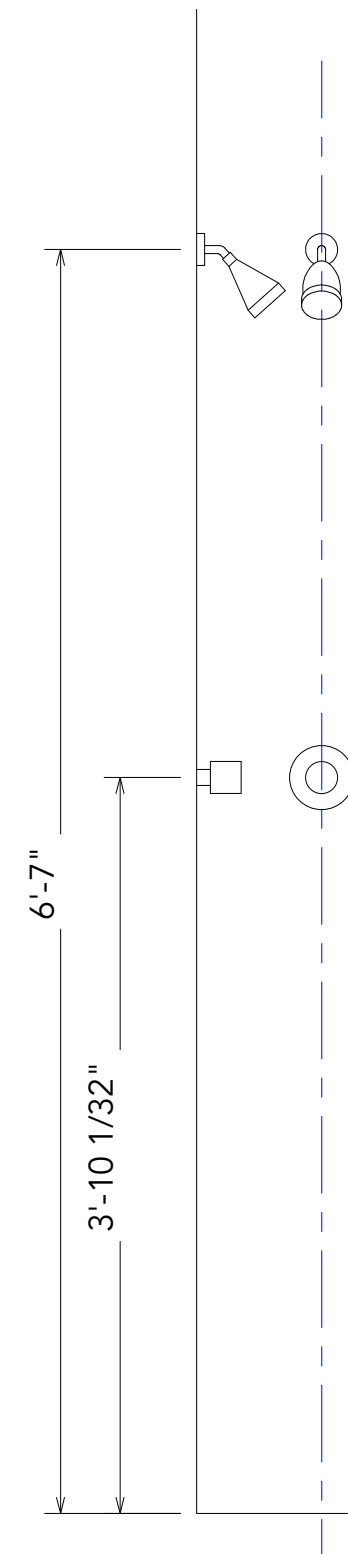
**C** SWITCH & SCONCE DETAIL  
SCALE: 1"=1'-0"



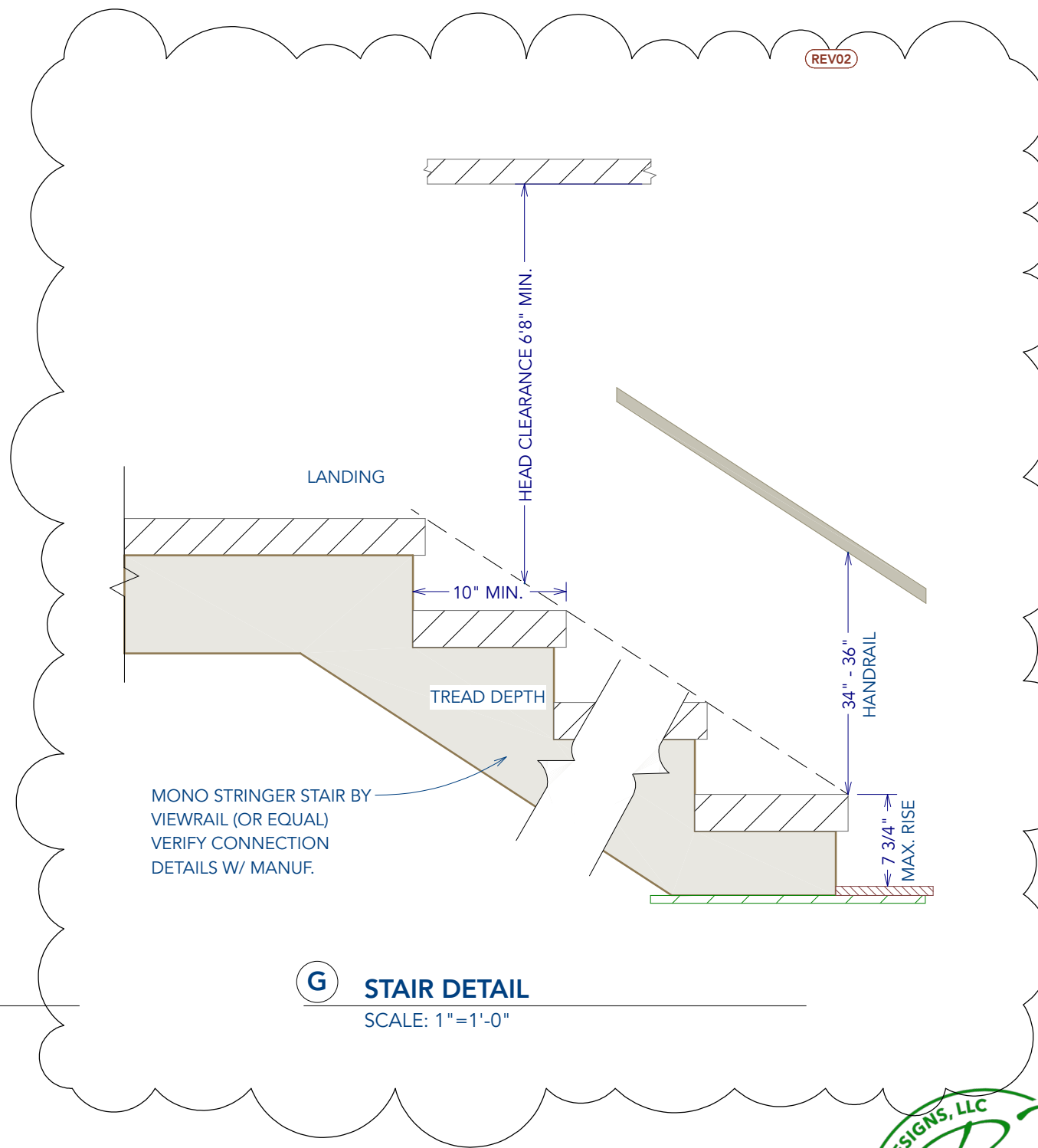
**D** TYP. RECEPTACLE DETAIL  
SCALE: 1"=1'-0"



**E** BATH ACCESSORIES DETAIL  
SCALE: 1"=1'-0"



**F** SHOWER FIXTURE DETAIL  
SCALE: 1"=1'-0"



**G** STAIR DETAIL  
SCALE: 1"=1'-0"

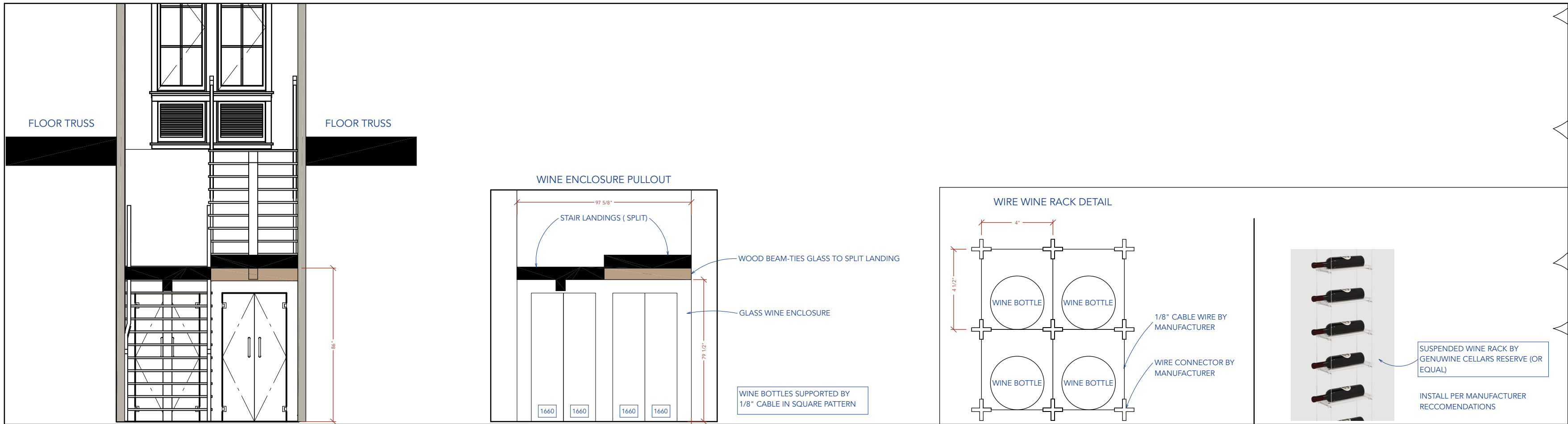



The Design, Specifications, and Documents, either physical or electronic media, are the property of Rudd Designs, LLC. Any use, reuse, or reproduction without written permission is prohibited. Use dimensions supplied in drawings do not scale. Call Rudd Designs, LLC if more information is needed. Contractor shall coordinate site conditions with supplied drawings prior to fabrication or purchase of materials.

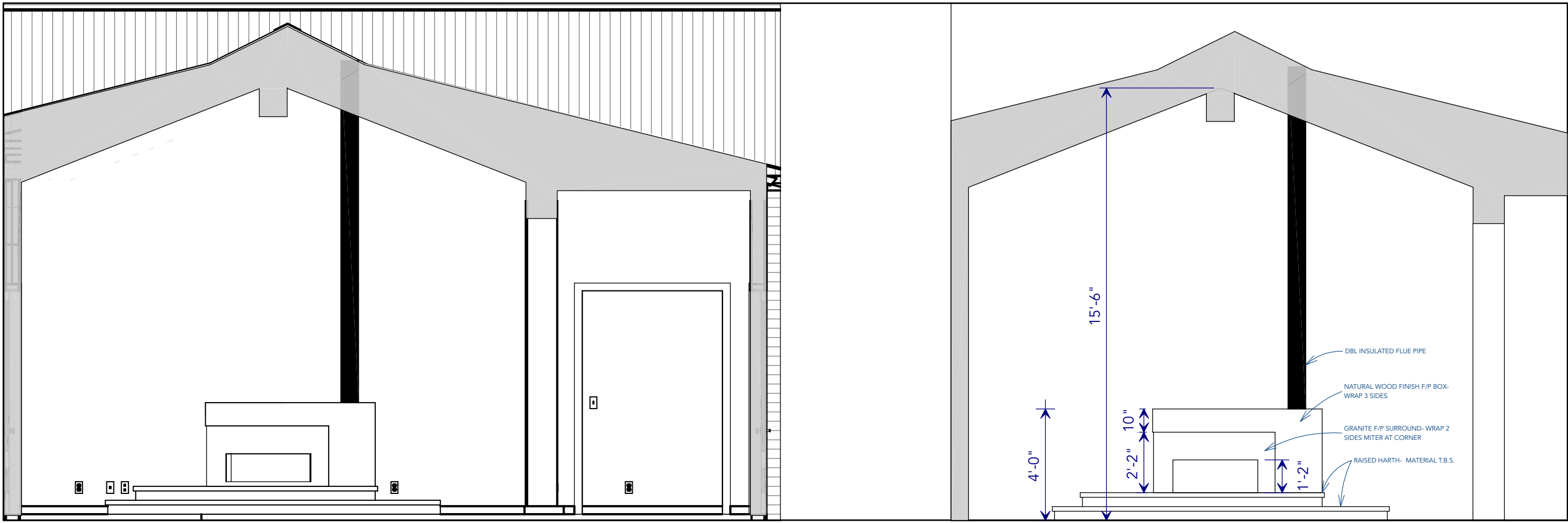
Design & Construction Documents for:  
**Carrot Top Beach Developments**  
LOT 69, WINDSONG DR  
SANTA ROSA BEACH, FL 32459

ISSUES AND REVISIONS		Project Number:
NO.	DATE DESCRIPTION	24-01
1	5/20/24 PERMIT SET REQUESTED	
2	8/5/24 CHANGES	
DRAWN BY:		Project Name:
TAR		LOT 69
CHECKED BY:		Drawing Name:
SAR		Misc. Project Details





FLOATING STAIR  
SCALE: 1/4"=1'-0"



LIVING ROOM/FIREPLACE  
SCALE: 1/4"=1'-0"



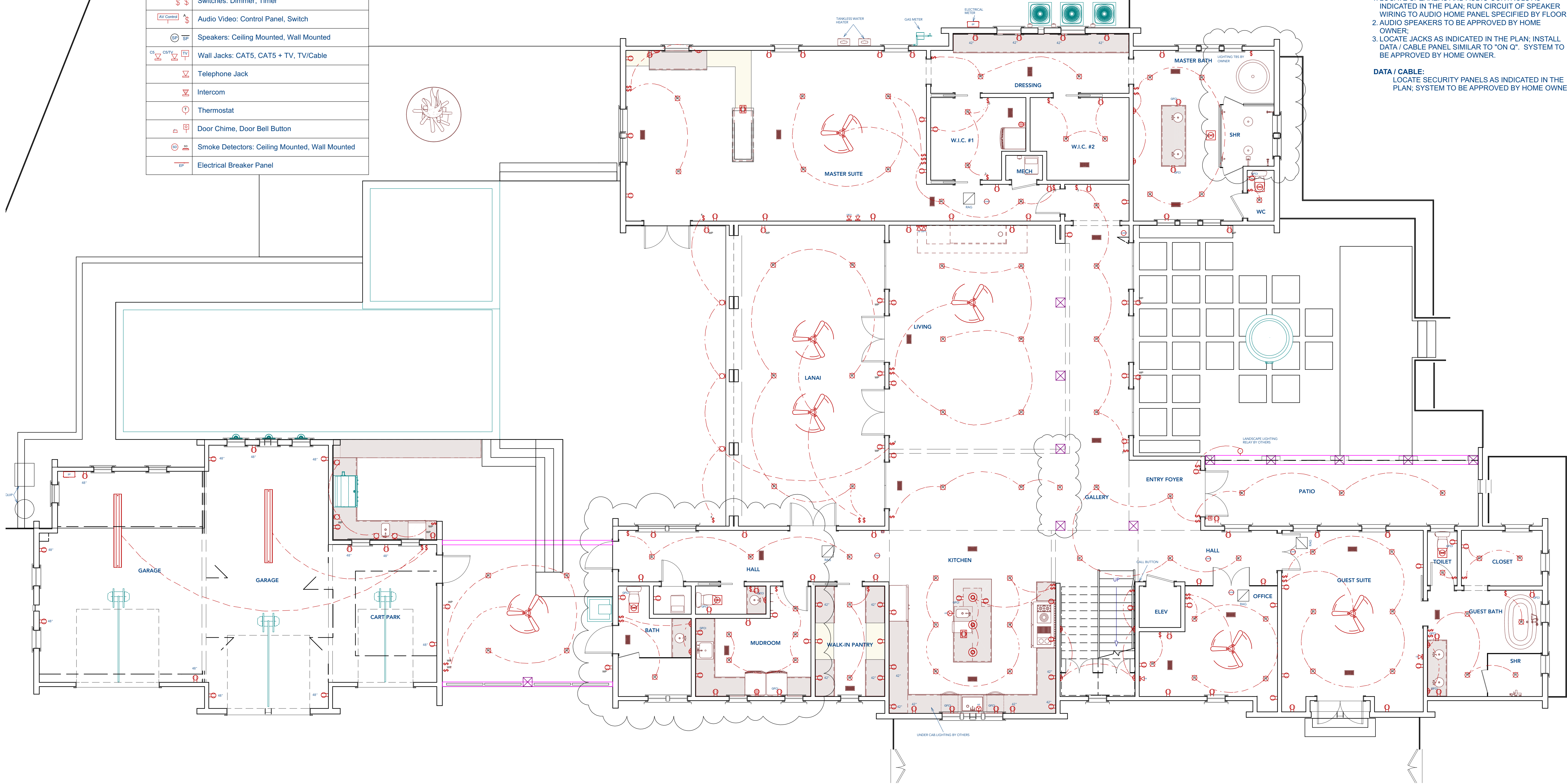
The Design, Specifications, and Documents, either physical or electronic media, are the property of Rudd Designs, LLC. Any use, reuse, or reproduction without written permission is prohibited. Use dimensions supplied in drawings do not scale. Call Rudd Designs, LLC if more information is needed. Contractor shall coordinate site conditions with supplied drawings prior to fabrication or purchase of materials.

Design & Construction Documents for:  
**Carrot Top Beach Developments**  
LOT 69, WINDSONG DR  
SANTA ROSA BEACH, FL 32459

ISSUES AND REVISIONS		Project Number:
NO.	DATE	24-01
1	5/20/24	PERMIT SET
2	8/5/24	REQUESTED CHANGES
DRAWN BY:		Project Name:
TAR		LOT 69
CHECKED BY:		Drawing Name:
SAR		Interior Elevations



ELECTRICAL - DATA - AUDIO LEGEND	
SYMBOL	DESCRIPTION
	Ceiling Fan
	Ventilation Fans: Ceiling Mounted, Wall Mounted
	Ceiling Mounted Light Fixtures: Surface/Pendant, Recessed, Heat Lamp, Low Voltage
	Wall Mounted Light Fixtures: Flush Mounted, Wall Sconce
	Chandelier Light Fixture
	Fluorescent Light Fixture
	240V Receptacle
	110V Receptacles: Duplex, Weather Proof, GFCI
	Switches: Single Pole, Weather Proof, 3-Way, 4-Way
	Switches: Dimmer, Timer
	Audio Video: Control Panel, Switch
	Speakers: Ceiling Mounted, Wall Mounted
	Wall Jacks: CAT5, CAT5 + TV, TV/Cable
	Telephone Jack
	Intercom
	Thermostat
	Door Chime, Door Bell Button
	Smoke Detectors: Ceiling Mounted, Wall Mounted
	Electrical Breaker Panel



**ELECTRICAL, DATA, & AUDIO NOTES:**  
HOME OWNER SHALL DO A WALK-THRU WITH RELEVANT INSTALLERS TO VERIFY THE EXACT LOCATION FOR OUTLETS, LIGHTS, SWITCHES, CABLE, DATA, PHONE, AUDIO, ETC. ALL DATA, CABLE, TELEPHONE, OR NETWORK CABLE TO BE HOMERUN TO A LOW VOLTAGE PANEL PROVIDED BY ELECTRICAL CONTRACTOR. VERIFY LOCATION WITH OWNER.

**ELECTRICAL NOTES:**  
1. ELECTRICAL RECEPTACLES IN BATHROOMS, KITCHENS AND GARAGES SHALL BE G.F.I. ORG.F.I.C. PER NATIONAL ELECTRICAL CODE REQUIREMENTS.  
2. PROVIDE ONE SMOKE DETECTOR IN EACH ROOM AND ONE IN EACH CORRIDOR ACCESSING BEDROOMS. CONNECT SMOKE DETECTORS TO HOUSE POWER AND INTER-CONNECT SMOKE DETECTORS SO THAT, WHEN ANY ONE IS TRIPPED, THEY ALL WILL SOUND. PROVIDE BATTERY BACKUP FOR ALL UNITS.  
3. CIRCUITS SHALL BE VERIFIED WITH HOME OWNER PRIOR TO WIRE INSTALLATION.  
4. FINAL SWITCHES FOR TIMERS AND DIMMERS SHALL BE VERIFIED WITH HOME OWNER.  
5. FIXTURES TO BE SELECTED BY HOME OWNER.

**AUDIO:**  
1. LOCATE SPEAKERS AND AUDIO CONTROLS AS INDICATED IN THE PLAN; RUN CIRCUIT OF SPEAKER WIRING TO AUDIO HOME PANEL SPECIFIED BY FLOOR;  
2. AUDIO SPEAKERS TO BE APPROVED BY HOME OWNER;  
3. LOCATE JACKS AS INDICATED IN THE PLAN; INSTALL DATA / CABLE PANEL SIMILAR TO "ON Q". SYSTEM TO BE APPROVED BY HOME OWNER.

**DATA / CABLE:**  
LOCATE SECURITY PANELS AS INDICATED IN THE PLAN; SYSTEM TO BE APPROVED BY HOME OWNER.

GROUND LEVEL ELECTRICAL PLAN  
SCALE 3/16" = 1'-0"

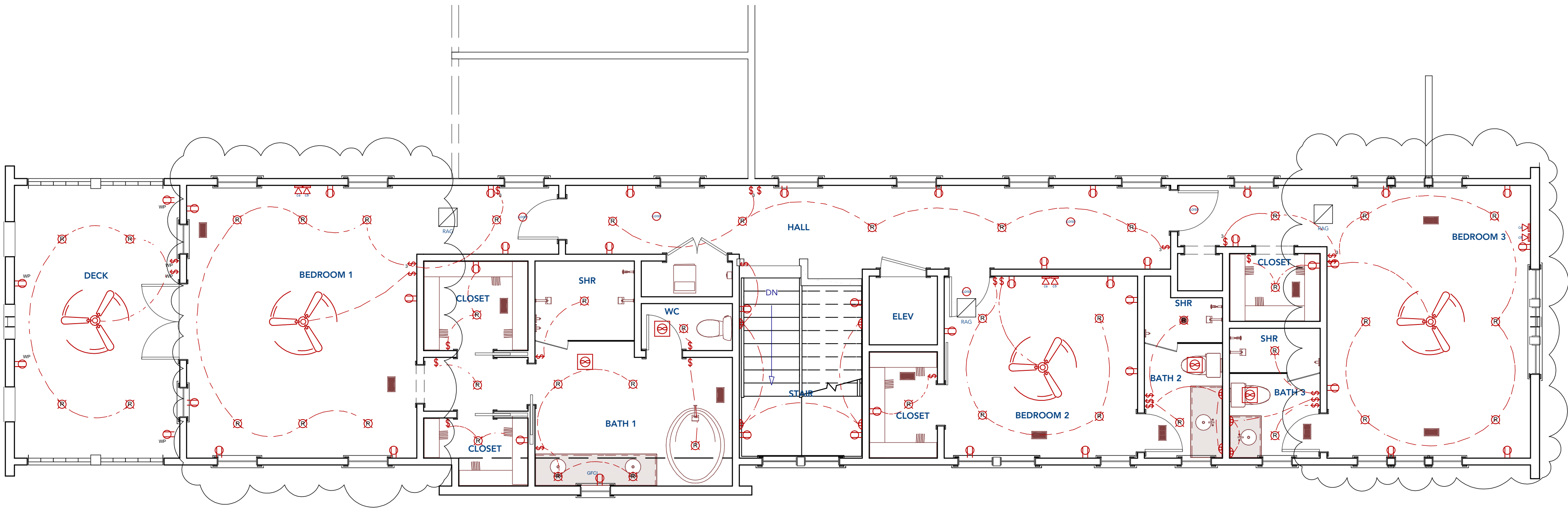


The Design, Specifications, and Documents, either physical or electronic media, are the property of Rudd Designs, LLC. Any use, reuse, or reproduction without written permission is prohibited. Use dimensions supplied in drawings; do not scale. Call Rudd Designs, LLC if more information is needed. Contractor shall coordinate site conditions with supplied drawings prior to fabrication or purchase of materials.

Design & Construction Documents for:  
**Carrot Top Beach Developments**  
LOT 69, WINDSONG DR  
SANTA ROSA BEACH, FL 32459

ISSUES AND REVISIONS		Project Number:
NO.	DESCRIPTION	24-01
1	PERMIT SET	
2	REQUESTED CHANGES	
DRAWN BY:		Project Name:
TAR		LOT 69
CHECKED BY:		Drawing Name:
SAR		Ground Level Electrical





2ND LEVEL ELECTRICAL PLAN  
SCALE 3/16" = 1'-0"

ELECTRICAL - DATA - AUDIO LEGEND	
SYMBOL	DESCRIPTION
	Ceiling Fan
	Ventilation Fans: Ceiling Mounted, Wall Mounted
	Ceiling Mounted Light Fixtures: Surface/Pendant, Recessed, Heat Lamp, Low Voltage
	Wall Mounted Light Fixtures: Flush Mounted, Wall Sconce
	Chandelier Light Fixture
	Fluorescent Light Fixture
	240V Receptacle
	110V Receptacles: Duplex, Weather Proof, GFCI
	Switches: Single Pole, Weather Proof, 3-Way, 4-Way
	Switches: Dimmer, Timer
	Audio Video: Control Panel, Switch
	Speakers: Ceiling Mounted, Wall Mounted
	Wall Jacks: CAT5, CAT5 + TV, TV/Cable
	Telephone Jack
	Intercom
	Thermostat
	Door Chime, Door Bell Button
	Smoke Detectors: Ceiling Mounted, Wall Mounted
	Electrical Breaker Panel

**ELECTRICAL, DATA, & AUDIO NOTES:**  
HOME OWNER SHALL DO A WALK-THRU WITH RELEVANT INSTALLERS TO VERIFY THE EXACT LOCATION FOR OUTLETS, LIGHTS, SWITCHES, CABLE, DATA, PHONE, AUDIO, ETC. ALL DATA, CABLE, TELEPHONE, OR NETWORK CABLE TO BE HOMERUN TO A LOW VOLTAGE PANEL PROVIDED BY ELECTRICAL CONTRACTOR. VERIFY LOCATION WITH OWNER.

- ELECTRICAL NOTES:**
- ELECTRICAL RECEPTACLES IN BATHROOMS, KITCHENS AND GARAGES SHALL BE G.F.I. OR G.F.I.C. PER NATIONAL ELECTRICAL CODE REQUIREMENTS.
  - PROVIDE ONE SMOKE DETECTOR IN EACH ROOM AND ONE IN EACH CORRIDOR ACCESSING BEDROOMS. CONNECT SMOKE DETECTORS TO HOUSE POWER AND INTER-CONNECT SMOKE DETECTORS SO THAT, WHEN ANY ONE IS TRIPPED, THEY ALL WILL SOUND. PROVIDE BATTERY BACKUP FOR ALL UNITS.
  - CIRCUITS SHALL BE VERIFIED WITH HOME OWNER PRIOR TO WIRE INSTALLATION.
  - FINAL SWITCHES FOR TIMERS AND DIMMERS SHALL BE VERIFIED WITH HOME OWNER.
  - FIXTURES TO BE SELECTED BY HOME OWNER.

- AUDIO:**
- LOCATE SPEAKERS AND AUDIO CONTROLS AS INDICATED IN THE PLAN; RUN CIRCUIT OF SPEAKER WIRING TO AUDIO HOME PANEL SPECIFIED BY FLOOR;
  - AUDIO SPEAKERS TO BE APPROVED BY HOME OWNER;
  - LOCATE JACKS AS INDICATED IN THE PLAN; INSTALL DATA / CABLE PANEL SIMILAR TO "ON Q". SYSTEM TO BE APPROVED BY HOME OWNER.

- DATA / CABLE:**
- LOCATE SECURITY PANELS AS INDICATED IN THE PLAN; SYSTEM TO BE APPROVED BY HOME OWNER.

