



SUZY JOLLEY

913-219-1772 direct | 913-825-7500 office


SuzyJolley@KW.com | www.jolleyhomes.com

4200 Somerset Drive, #101 - Prairie Village, KS 66208

KELLERWILLIAMS
Luxury

KW KANSAS CITY
KELLERWILLIAMS METRO

Thinking about a home project? Let's talk first! I'll help you make sure every dollar you invest boosts your home's value.

KW Kansas City Metro
4200 Somerset, Suite 101, Prairie Village, KS 66208 
If your home is listed with another broker, this is not intended as a solicitation.
Each office is independently owned and operated.

MERRY CHRISTMAS!

I want to wish you and your family a wonderful Christmas, and a very happy new year! I hope your holidays are bright and filled with joy.

CURIOUS ABOUT YOUR HOME'S VALUE? CLICK HERE!

Staying Warm

These restaurants offer some of Kansas City's coziest dining experiences, perfect for the cold weather. From Pot Pie's classic comfort food to Bacaro Primo's refined Italian warmth and The Antler Room's intimate small-plates approach, they're all ideal for slow, relaxed dinners. Whether you're planning a date or a quiet night out, each spot delivers a cozy, inviting experience.



BACARO PRIMO



Pot Pie

Pot Pie offers a warm, intimate atmosphere with candlelit tables and comfort-forward dishes that feel homemade and hearty. It's a beloved spot for a relaxed, cozy dinner in Westport.

Bacaro Primo

Bacaro Primo blends Italian-inspired flavors with a modern, intimate setting, creating a charming space ideal for a date night or a slow, cozy meal. The menu focuses on seasonal ingredients and refined comfort.

The Antler Room

The Antler Room features a soft, inviting ambience with a creative small-plates menu that highlights seasonal, globally influenced flavors. It's perfect for a quiet evening of sharing plates and sipping wine.

Home care corner



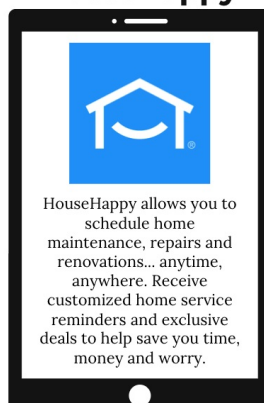
As temperatures drop, your home faces more strain from cold air, dry conditions, and fluctuating moisture levels. One important area to check is the weatherstripping around your windows and doors. If you feel drafts, notice visible gaps, or see cracked rubber, it's likely time to replace it.

Damaged or aging weatherstripping can drive up your heating bill and make your home feel noticeably chillier. Replacing it not only keeps warm air in and cold air out, but also helps protect your HVAC system from overworking during the coldest months.

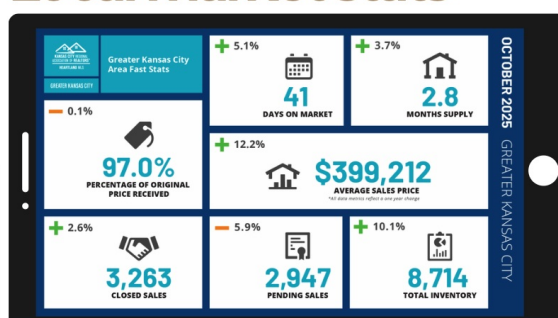
When shopping for new weatherstripping, consider options with strong insulation, durability in freezing temperatures, and easy application—foam, felt, and rubber are common choices. A tight seal now can keep your home cozy all winter long and lower energy costs well into spring.

You need this app!

HouseHappy



Local market stats



Cleaning Up

Keeping your home clean doesn't have to be time-consuming or complicated—sometimes the simplest tricks make the biggest difference. These quick cleaning hacks can help you stay on top of messes, freshen up your space, and make everyday tasks feel a lot more manageable.

- Drop a bowl of vinegar in the microwave and heat for 3 minutes—steam loosens grime so you can wipe it clean effortlessly.
- Toss lemon peels and ice cubes into the garbage disposal to sharpen the blades and remove odors.
- Place dryer sheets at the bottom of your trash can to absorb smells between bag changes.



- Sprinkle baking soda on mattresses, let sit for an hour, then vacuum to remove odors and moisture.
- Clean your shower head by filling a plastic bag with vinegar, securing it over the head, and letting it soak overnight.
- Remove water stains from wood furniture by gently rubbing with a mixture of baking soda and a few drops of water.

A clean home doesn't require expensive products or hours of scrubbing—just a few smart tricks that make your routine easier. Try a couple at a time, build them into your weekly habits, and enjoy a fresher, more comfortable space with a lot less effort.



Download my mobile search app!
<https://app.kw.com/KW25SGUOH>

Cranberry Brie Bites

- Cooking spray
- All-purpose flour for dusting
- 1 tube crescent dough
- 1 wheel of Brie

- 1/2 cup whole berry cranberry sauce
- 1/4 cup finely chopped, roasted, unsalted pecans
- 6 rosemary sprigs, cut into 1" pieces.

1. Arrange a rack in center of oven; preheat to 375°. Grease a mini (24-cup) muffin tin with cooking spray. On a lightly floured surface, roll out crescent dough and pinch together seams. Cut into 24 squares. Press squares into prepared cups.
2. Cut Brie into small pieces and place inside dough. Top with a spoonful of cranberry sauce, pecans, and one piece of rosemary.
3. Bake bites until pastry is golden brown, about 15 minutes.

What I'm loving