



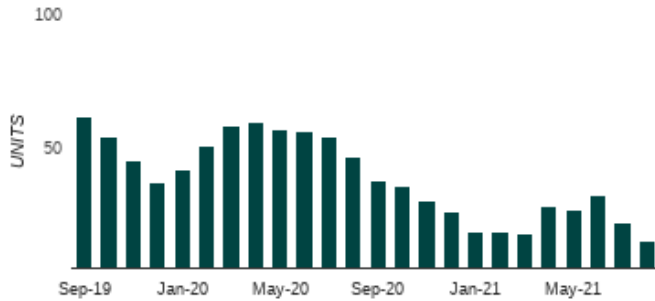
# AUGUST 2021 MARKET REPORT

FAIRFIELD COUNTY - OLD GREENWICH - SINGLE FAMILY

	AUG 2021	CHANGE FROM JUL 2021	CHANGE FROM AUG 2020
MEDIAN SALE PRICE	\$2,166,661	▼ -18.2%	▲ 15.6%
AVERAGE SALE PRICE	\$2,377,826	▼ -24.8%	▲ 14.5%
HOMES SOLD	24	0.0%	▲ 41.2%
AVERAGE DAYS ON MARKET	41	▲ 28.1%	▼ -58.6%
% OF SALES PRICE	95.79	▼ -5.6%	▼ -0.3%
HOMES FOR SALE	15	▼ -31.8%	▼ -68.1%
MONTHS OF INVENTORY	0.63	▼ -31.8%	▼ -77.4%

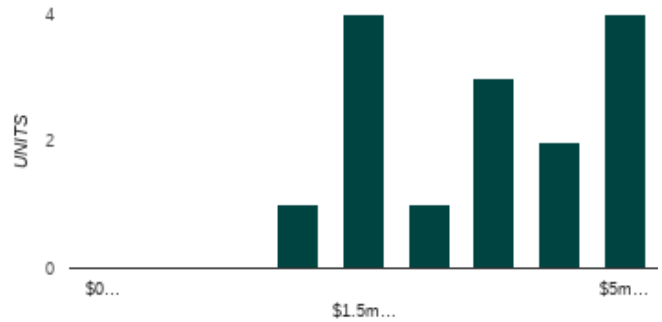
## HOMES FOR SALE

Number of homes listed for sale, end of month



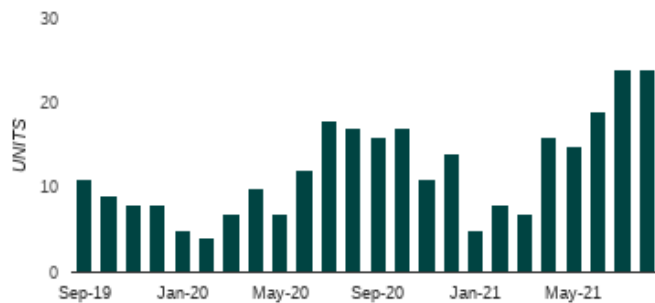
## HOMES FOR SALE BY PRICE RANGE

Number of homes listed for sale at the end of month



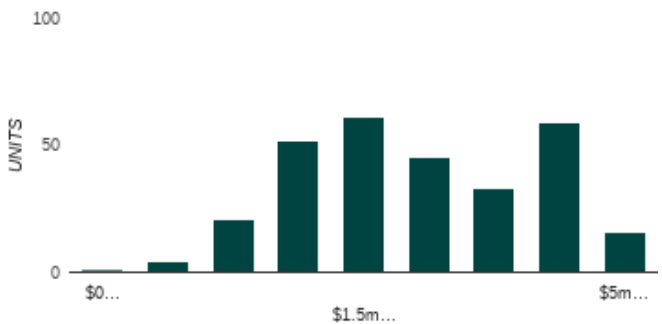
## HOMES SOLD

Number of homes sold



## HOMES SOLD BY PRICE RANGE

Number of homes sold in the previous two years

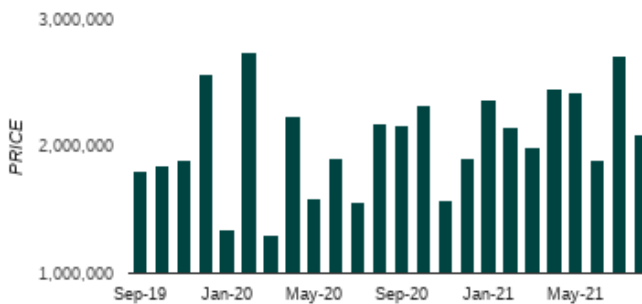
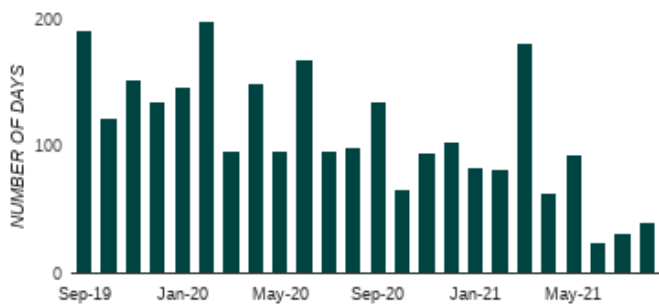


## DAYS ON MARKET - SOLDS

Average days on market for all homes sold

## MEDIAN SALE PRICE

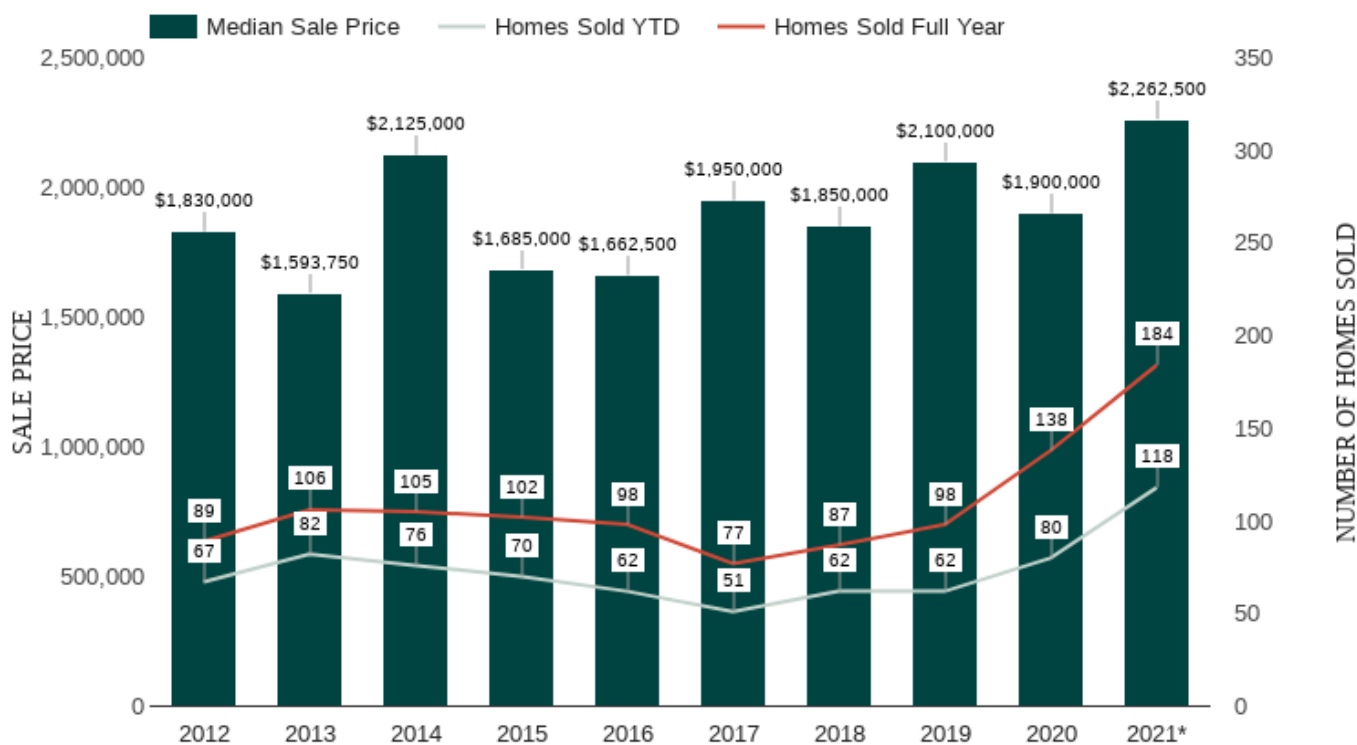
Price of the "middle" home sold -an equal number of sales were above AND below this price



HOULIHAN LAWRENCE  
SINCE 1888

### TEN-YEAR MARKET HISTORY

FAIRFIELD COUNTY - OLD GREENWICH - SINGLE FAMILY



\* 2021 year-to-date Units and Median Price are through 08/31/2021  
For 2021, units on Full-Year Line Graph are annualized based on actual sales year-to-date

	2012	2013	2014	2015	2016	2017	2018	2019	2020	2021
<b>HOMES SOLD</b>	89	106	105	102	98	77	87	98	138	184
	▲ 2%	▲ 19%	▼ 1%	▼ 3%	▼ 4%	▼ 21%	▲ 13%	▲ 13%	▲ 41%	▲ 33%
<b>MEDIAN PRICE</b>	\$1,830,000	\$1,593,750	\$2,125,000	\$1,685,000	\$1,662,500	\$1,950,000	\$1,850,000	\$2,100,000	\$1,900,000	\$2,262,500
	▲ 12%	▼ 13%	▲ 33%	▼ 21%	▼ 1%	▲ 17%	▼ 5%	▲ 14%	▼ 10%	▲ 19%

Data Source: GMLS, Property Type: Single Family. Information believed to be accurate but not warranted.  
Copyright 2021 Houlihan Lawrence. All rights reserved.  
Privacy Policy | Contact Us