

PROPERTY REPORT

7909 East Dr, Apt 204, North Bay Village, FL 33141



Presented by

Fabrice Ernandes

Florida Real Estate License: 3427417

Florida Appraisal License: 3427417

Work: (786) 603-0184 | Mobile: (786) 603-0184 | Fax: (305) 200-0133

Main: info@fabriceernandes.com

Agent: <http://www.yourdreamia.com>

Fabrice Group

5445 Collins Ave CU4A

Miami Beach, FL 33140

7909 East Dr, Apt 204, North Bay Village, FL 33141



Legend: Subject Property

● Active • New, Active: 1/21/2024

List Price

\$279,000

Active Date: 1/21/2024
Listing ID: A11518248

Current Estimated Value

\$259,460

Last RVM® Update: 1/16/2024

RVM® Est. Range: \$254K – \$265K

RVM® Confidence: ★★★★★

↑ RVM® Change - Last 1 Month: \$11,410

↑ RVM® Change - Last 12 Months: 14.09%

This report contains data and information that is publicly available and/or licensed from third parties and is provided to you on an "as is" and "as available" basis. The information is not verified or guaranteed. Neither this report nor the estimated value of a property is an appraisal of the property. Any valuation shown in this report has been generated by use of proprietary computer software that assembles publicly available property records and certain proprietary data to arrive at an approximate estimate of a property's value. Some portions of this report may have been provided by an RPR user; RPR is not responsible for any content provided by its users. RPR and its information providers shall not be liable for any claim or loss resulting from the content of, or errors or omissions in, information contained in this report.

Home Facts

Public Remarks


Waterfront Paradise with Pool - 1 Bed, 1 Bath Condo at 7920 East Dr, North Bay Village Charming 1-bedroom retreat nestled along the tranquil waters of North Bay Village! This delightful unit at 7909 East Dr, Unit 204 offers a serene waterfront experience, perfect for those seeking a picturesque setting. Enjoy mesmerizing views and a cozy, intimate space designed for comfort and relaxation. Experience waterfront living at its finest!!!! Large Balcony, ready to move!! Centrally located to all shops, restaurant within walking distance or board walk. let's live the dream. 100% OWNER FINANCING READY TO MOVE

Home Facts	Public Facts	Listing Facts	Realtor Refinements
Property Type	Condo/Townhouse/Apt.	Condo/Townhouse/Apt.	-
Property Subtype	Condominium Unit (Residential)	Condo	-
Bedrooms	1	1	-
Total Baths	1	1	-
Full Baths	1	1	-
Partial Baths	-	-	-
Living Area (sq ft)	710	710	-
Building Area (sq ft)	710	710	-
Lot Size	-	-	-
Garage (spaces)	0	-	-
Year Built	1951	1951	-
Heating	-	No Heat	-
Cooling	-	Ceiling Fans, Electric Cooling	-
Construction	-	Concrete Block	-
Number of Units	0	-	-
Number of Stories	-	2	-

Homeowner Facts

Owner Name (Public)	Real Deal 7909 Llc
Mailing Address	4301 Collins Ave APT 208 Miami Beach FL 33140-3232

Extended Home Facts



Legend: Subject Property

Interior Features

Appliance	Smoke Detector(S)
Cooling	Ceiling Fans, Electric Cooling
Floor	Ceramic Floor
Heating	No Heat
Pet	Maximum 20 Lbs
General	Fire Sprinklers

Interior Details

Adjusted Area	710 sq ft
Total Area	710 sq ft

Exterior Features

Construction	Concrete Block
Water Front	Bay Front, Intracoastal Front, Ocean Access
Parking	Other Parking/Garage
View	None
General	Barbeque, Fence, Open Balcony, Open Porch

Exterior Details

Neighborhood Code	100
--------------------------	-----

Location Details

Zoning	4100:MULTI-FAMILY,101+U/A
---------------	---------------------------

Homeowners Association Info

Dues	\$430
Payments per Year	12

Schools (based on location)

Elementary School	Treasure Island Elementary School
Middle School	Nautilus Middle School
High School	Miami Beach Senior High School
School District	Miami-Dade County School District

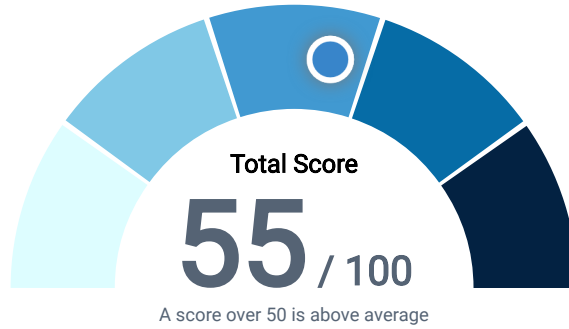
AARP Livability™ Index for 33141

This chart rates the overall livability of a selected ZIP code on a scale from 0 to 100. AARP Livability™ is a trademark of AARP Inc.

Data Source: [AARP](#)

Update Frequency: Annual



0-19 20-39 40-59 60-79 80-100



Housing	62
Affordability & Access	
Neighborhood	67
Access to Life, Work & Play	
Transportation	70
Safe & Convenient Options	
Environment	51
Clean Air & Water	
Health	47
Prevention, Access & Quality	
Engagement	53
Civic & Social Involvement	
Opportunity	37
Inclusion & Possibilities	


Property Photos



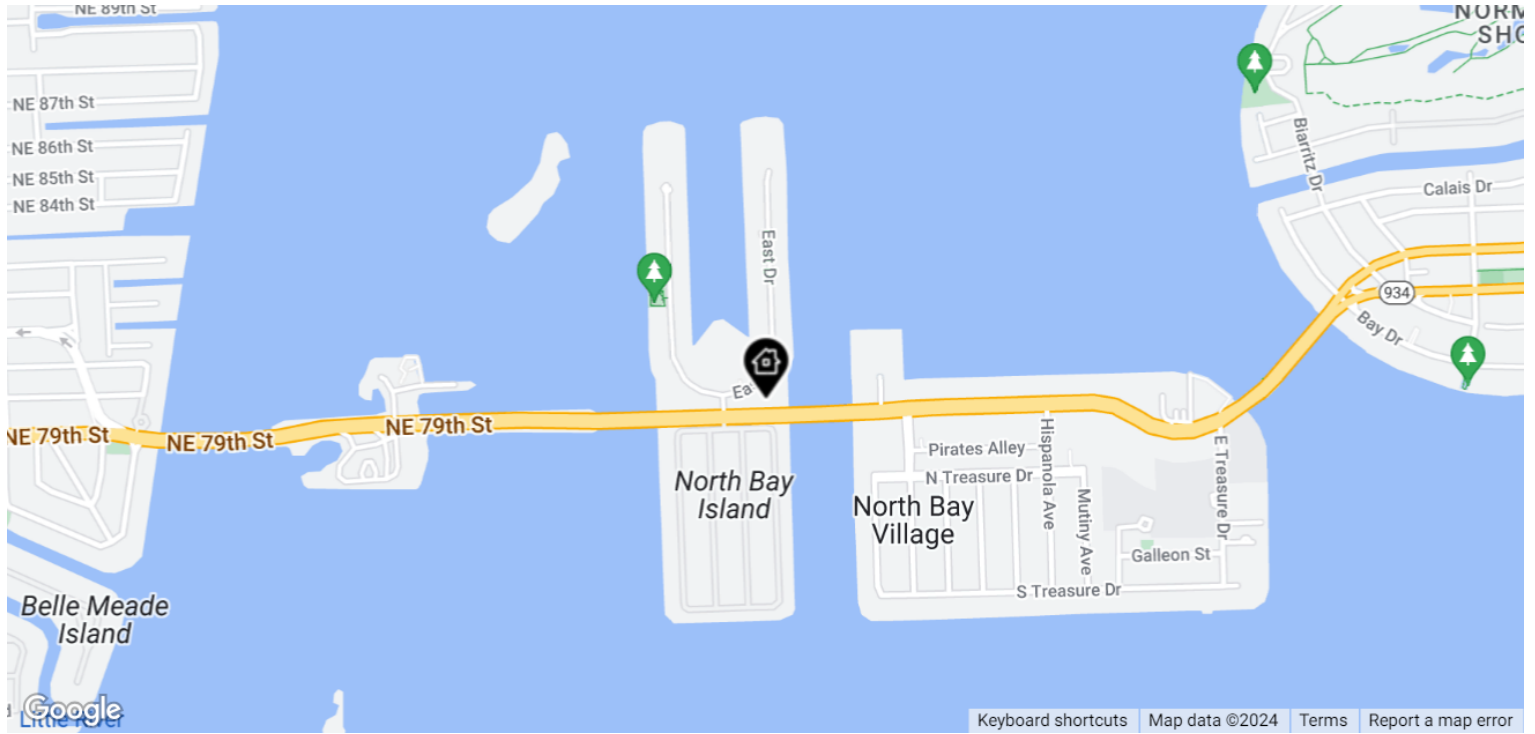


Historical Photos





Comps and Adjustments



LEGEND: Subject Property Pending For Sale or For Lease Distressed Recent Sale Off Market

This Property



Active

7909 East Dr, Apt 204
North Bay Village, FL 33141

Proxim.	Days in RPR	Date	Amount	\$/sq ft	Living Area	Lot Size	Beds	Baths	Built
-	12 days	-	-	\$393	710 sq ft	-	1	1	1951

No comps have been selected for this property.

Property History

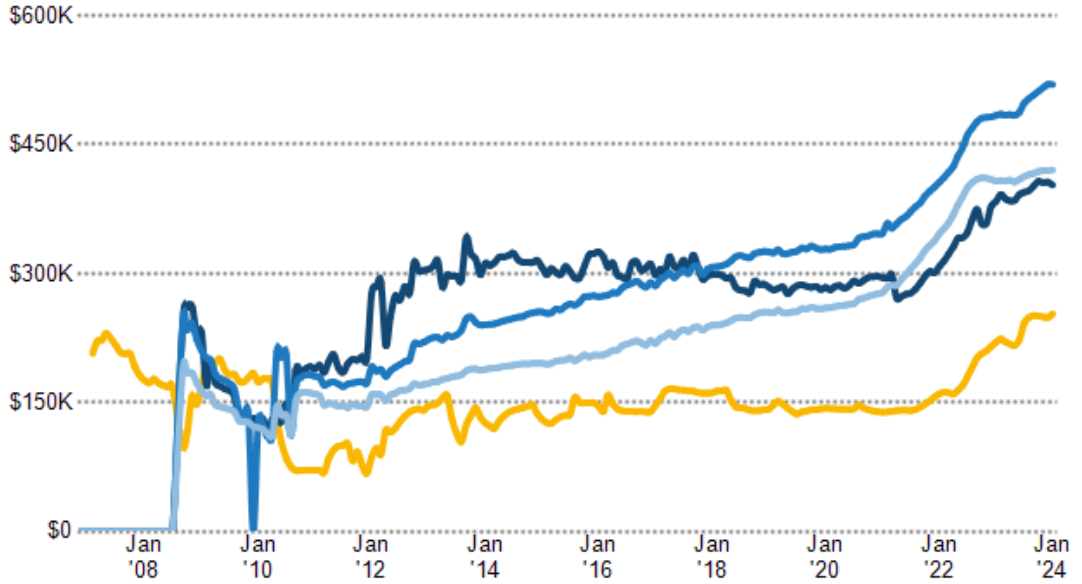
Median Estimated Home Value

This graphic displays property estimates for a market area and a subject property, where one has been selected. Estimated property values are generated by a valuation model and are not formal appraisals.

Data Source: Public records, and MLS sources where licensed

Update Frequency: Monthly

- This Property
- Miami Beach
- Miami-Dade County
- Florida



Sales History

Sales Date	Sales Amount	Price per sq. ft.
7/17/2023	\$250,000	\$352
9/1/2020	\$145,000	\$204
4/10/2019	\$120,000	\$169
8/16/2012	\$50,300	\$70
5/6/2005	\$150,000	\$211
10/28/2000	\$48,000	\$67
1/4/1994	\$33,000	\$46

Assessed Values

Date	Improvements	Land	Total	Tax
2023	-	-	-	\$3,147
2022	-	-	\$123,900	\$2,589
2021	-	-	\$106,800	\$2,402
2020	-	-	\$100,799	\$2,257
2019	-	-	\$118,587	\$2,076
2018	-	-	\$148,234	\$2,076
2017	-	-	\$68,827	\$2,059
2016	-	-	\$62,570	\$1,875
2015	-	-	\$56,882	\$1,638
2014	-	-	\$51,711	\$1,342
2013	-	-	\$47,010	\$1,091
2012	-	-	\$47,010	\$1,062
2011	-	-	\$47,010	\$1,068
2010	-	-	\$48,460	-
2009	-	-	\$88,100	-
2008	-	-	\$135,950	-
2007	-	-	\$137,330	-

Legal Description

APN	23-3209-034-0170
Zoning	4100:MULTI-FAMILY,101+U/A
Census Tract	120860039.182002
Abbreviated Description	CITY/MUNI/TWP:NORTH BAY VILLAGE SEC/TWN/RNG/MER:SEC 09 TWN 53S RNG 42E HARBOR CONDO UNIT 204 UNDIV 4.67% INT IN COMMON ELEMENTS OFF REC 10939-3150 COC 23344-2626 04 2005 1
City/Municipality/Township	North Bay Village, FL 33141

Mortgage Records

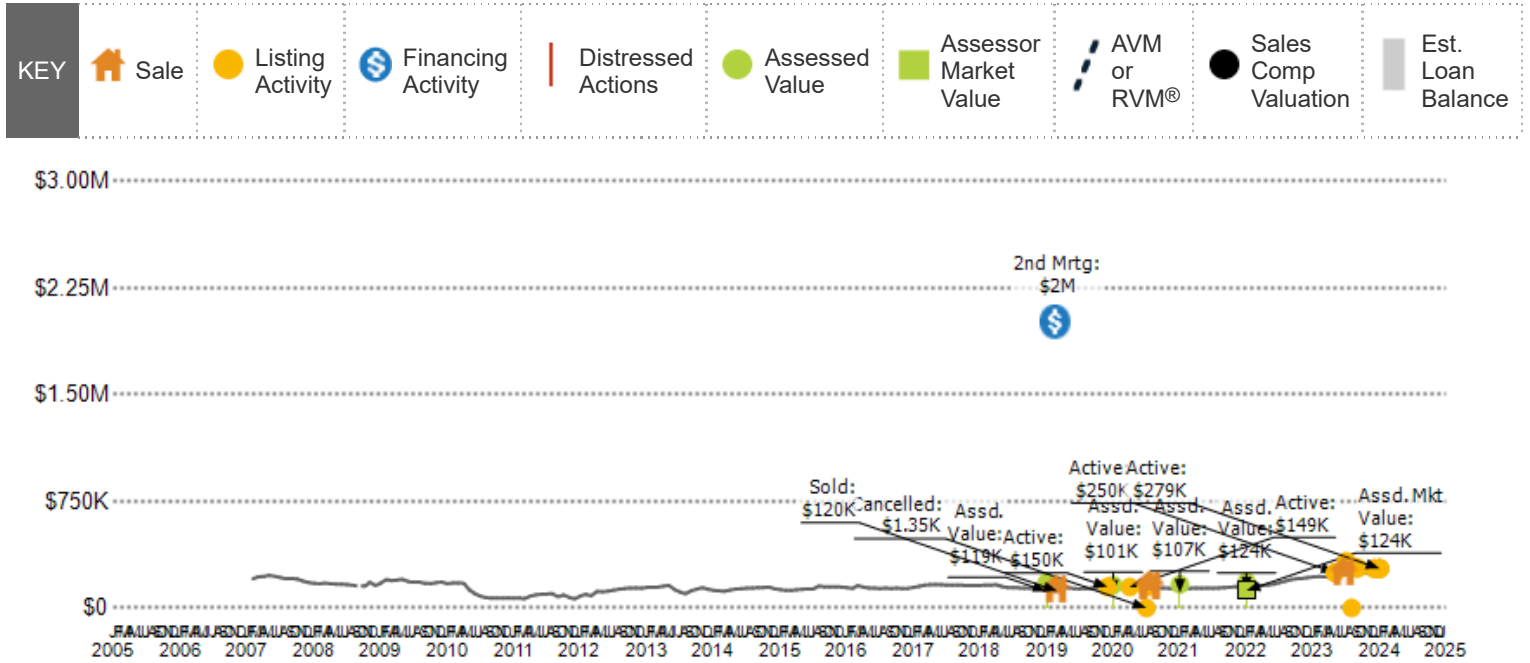
Recording Date	4/10/2019	3/28/2007	7/2/2004
Borrower Name	–	FELIPE VELAZQUEZ	EDUARDO R MOUJAN, CAROLINA PONCE DELEON MOUJAN
Lender Name	FLORIDA COMMUNITY LOAN FUND INC	NATIONAL CITY BANK	FLAGSTAR BANK FSB
Lender Type	Other (company or corporation)	Bank	Bank
Loan Amount	\$2,000,000	\$27,270	\$63,000
Document Number	2019R0223964	2007R0317335	2004R0546882
Loan Type	Credit Line (Revolving)	Unknown	Unknown
Contract Date	3/29/2019	3/19/2007	6/25/2004
Due Date	–	3/19/2022	7/1/2034
Finance Type	Variable	–	–

Deed Records

Recording Date	7/17/2023
Document Type	Warranty Deed
Sales Price	\$250,000
Sales Price Code	Sales Price or Transfer Tax rounded by county prior to computation. Varies by county.
Buyer Name	REAL DEAL 7909 LLC
Buyer ID	Limited Liability Company
Seller Name	ERIKA GABRIELA VANDERBIEST
Seller ID	Single Woman
Document #	2023R0491327
Total Transfer Tax	\$1,500
Book #	33796
Page #	97
Contract Date	7/10/2023

Sales and Financing Activity

This chart shows a property's sales and financing history. It can be used to compare the value of the property as seen by public records, such as deeds and tax records, with the estimated home value. Actions taken against the owner, such as the issuance of a Notice of Default, are noted. Sales activity, such as listing date and price reductions, are highlighted.



Data Source: Public Record and Listing data

Update Frequency: Valuations are updated twice monthly; actions on the home, such as listing activity or distressed property notices, are updated daily as made available from public records sources

Price Change History

Change Date	Description	New List Price	% Change
1/21/2024	Active	\$279,000	-

Neighborhood: Housing Stats and Charts

	33141	Miami Beach	Miami-Dade County	Florida	USA
Median Estimated Home Value	\$403K	\$507K	\$520K	\$420K	\$360K
Estimated Home Value 12-Month Change	+5%	+8.3%	+7.5%	+2.6%	+5.1%
Median List Price	\$690K	\$788K	\$690K	\$445K	—
List Price 1-Month Change	+10%	+0.3%	—	+1.1%	—
List Price 12-Month Change	+6.3%	-1.4%	+4.9%	+5.2%	—
Median Home Age	49	51	44	36	43
Own	30%	36%	52%	66%	65%
Rent	70%	64%	48%	34%	35%
\$ Value of All Buildings for which Permits Were Issued	—	—	\$1.77B	\$36.9B	\$307B
% Change in Permits for All Buildings	—	—	-6%	+15%	+13%
% Change in \$ Value for All Buildings	—	—	-27%	+11%	+10%

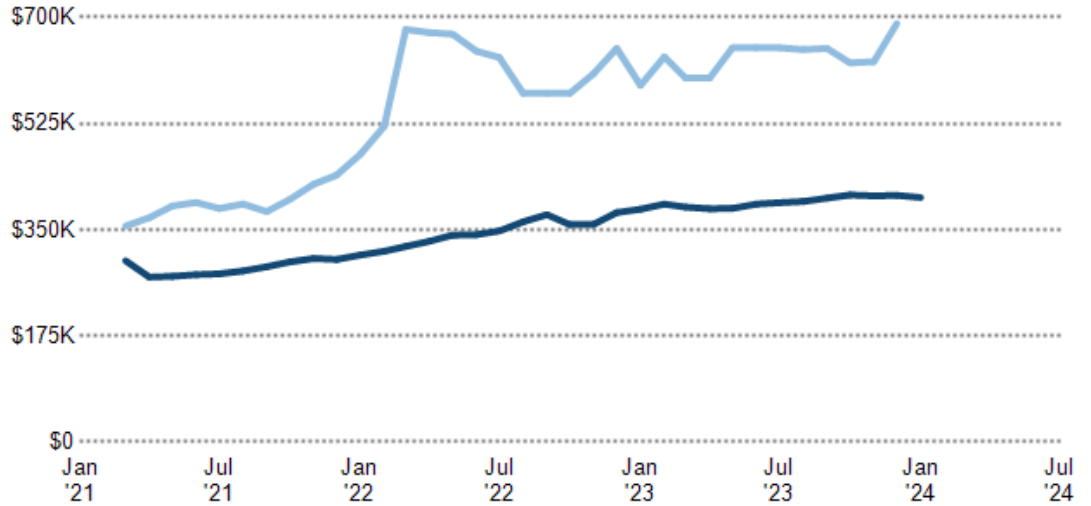
Median Estimated Home Value vs. Median Listing Price

This chart compares a ZIP code's median estimated home value with the median listing price of Active listings. Estimated home values are generated by a valuation model and are not formal appraisals.

Data Source: Public Record and Listing data

Update Frequency: Monthly

■ Median Estimated Value
■ Median List Price



Median Sales Price vs. Sales Volume

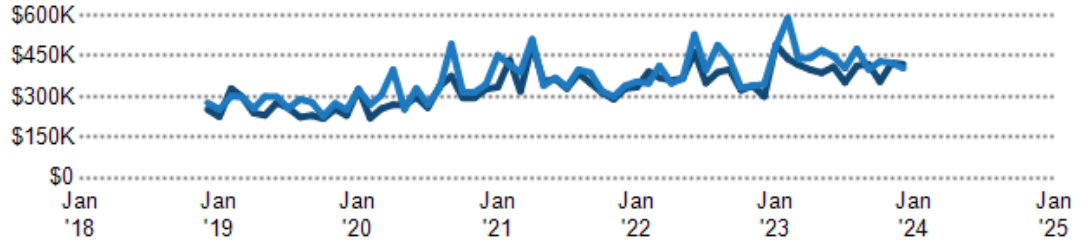
This chart compares the listings and public records sales price trend and sales volume for homes in an area.

Data Source: Public Record and Listing data

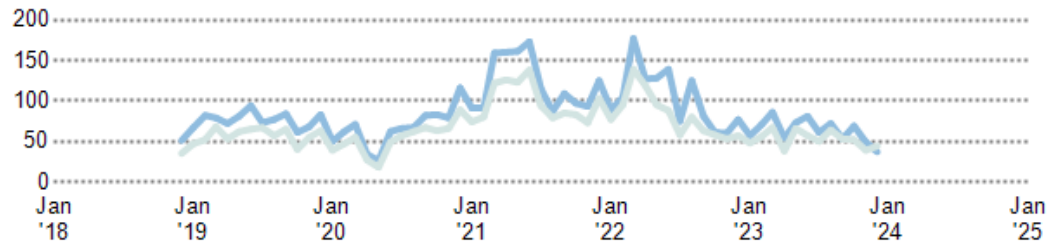
Update Frequency: Monthly

- Median Sales Price Public Records
- Median Sales Price Listings
- Sales Volume Public Records
- Sales Volume Listings

Median Sales Price



Sales Volume



Median Listing Price vs. Listing Volume

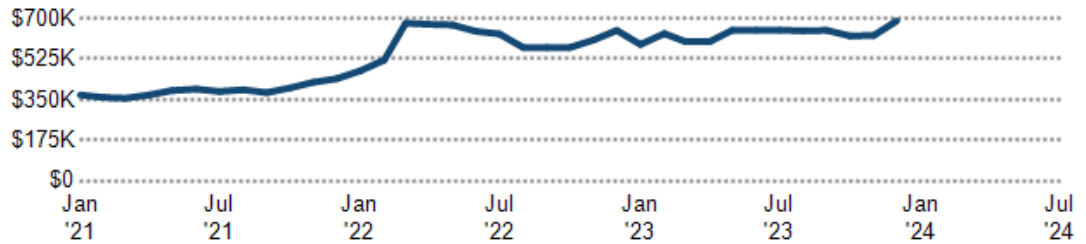
This chart compares the listings and public records sales price trend and sales volume for homes in an area.

Data Source: Public Record and Listing data

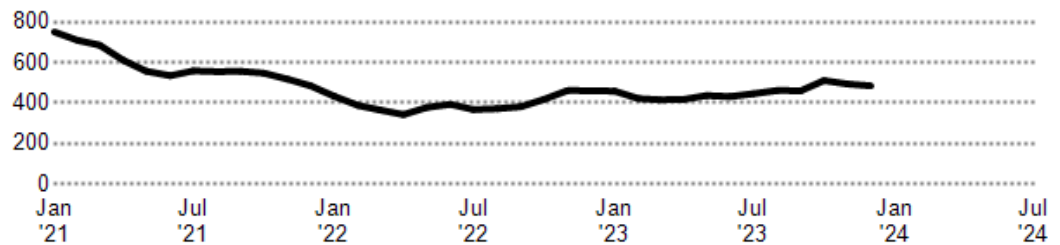
Update Frequency: Monthly

- Median List Price
- Listing Volume

Median List Price



Listing Volume



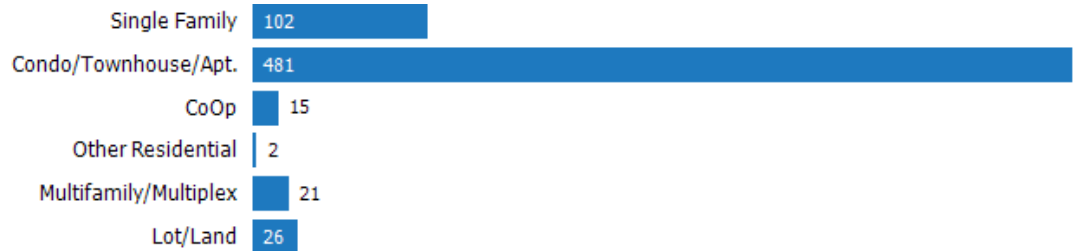
Listing Inventory

This chart shows the number of For Sale listings in a ZIP code by Property Type.

Data Source: On- and off-market listings sources

Update Frequency: Daily

- ZIP Count Listings by PropertyType



Inventory of Distressed Listings

Foreclosure **2**

This chart shows the count of distressed properties (all stages of foreclosure) that are for sale in a ZIP code.

Data Source: MLS data where licensed

Update Frequency: Daily

■ Inventory of Distressed Listings

Median Sales Price by Square Footage



This chart shows the median price of homes reported sold in the past six months, according to the size of the living space (square footage sourced from public records). The amount shown for the subject property is sold data where available, or the property's estimated value when sales data are unavailable (such as non-disclosure states) or provided in range format.

Data Source: Public records and MLS data where licensed

Update Frequency: Monthly

■ This Property
■ Comps

Price per Bedroom of Comps Sold



This chart shows the distribution of homes reported sold in the past six months at different prices per bedroom in the area of your search. The amount shown for the subject property is sold data where available, or the property's estimated value when sales data are unavailable (such as a non-disclosure state) or provided in range format.

Data Source: Public records and MLS data where licensed

Update Frequency: Monthly

■ This Property
■ Comps

Price per Square Foot of Comps Sold

This chart shows the distribution of homes reported sold in the past three months at different prices per square foot.

Data Source: Public records data

Update Frequency: Daily

■ This Property
■ Comps

This Property

\$365 1

Comps



Price Range of Comps Sold

This chart shows the distribution of homes reported sold in the past three months within different price ranges in the area of your search. The amount shown for the subject property is sold data where available, or the property's estimated value when sales data is unavailable (such as a non-disclosure state) or provided in range format.

Data Source: Public records data

Update Frequency: Daily

■ This Property
■ Comps

This Property

\$259K 1

Comps



Age Range of Comps Sold

This chart shows the distribution of homes reported sold in the past three months of different age ranges in the area of your search.

Data Source: Public records data

Update Frequency: Daily

■ This Property
■ Comps

This Property

73 yrs 1

Comps



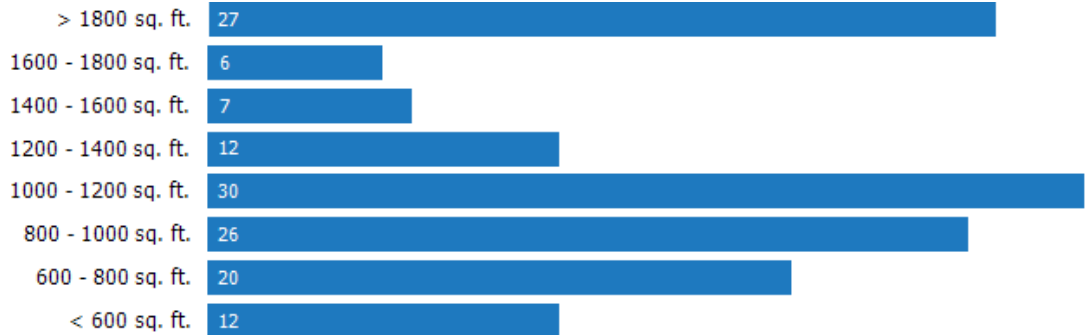
Size of Homes Sold

This chart shows the distribution of homes reported sold in the past three months of different sizes in the area of your search.

Data Source: Public records data

Update Frequency: Daily

■ Sales Count By Living Area



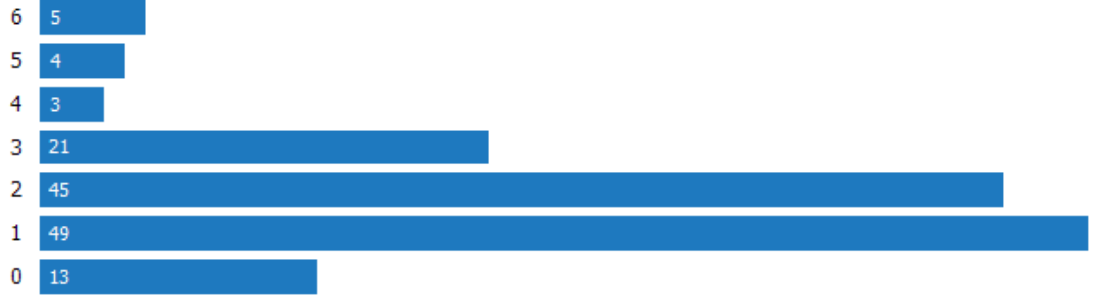
Number of Bedrooms in Homes Sold

This chart shows the distribution of homes reported sold in the past three months, compared by the number of bedrooms, in the area of your search.

Data Source: Public records data

Update Frequency: Daily

Sales Count by Bedroom



Neighborhood: People Stats and Charts

	33141	Miami Beach	Miami-Dade County	Florida	USA
Population	25.4K	83.5K	2.69M	21.3M	330M
Population Density per Sq Mi	20.7K	10.9K	1.42K	398	—
Population Change since 2010	+1.9%	-5%	+9.7%	+17.6%	+8.7%
Median Age	42	42	40	42	38
Male / Female Ratio	50%	51%	49%	49%	50%

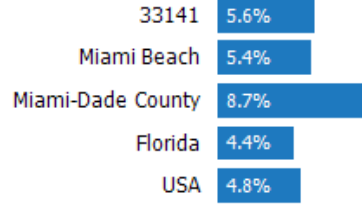
Education Levels of Population

This chart shows the educational achievement levels of adults in an area, compared with other geographies.

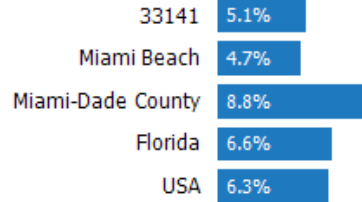
Data Source: U.S. Census American Community Survey via Esri, 2021

Update Frequency: Annually

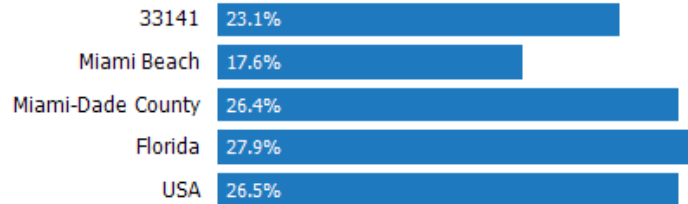
Less Than 9th Grade



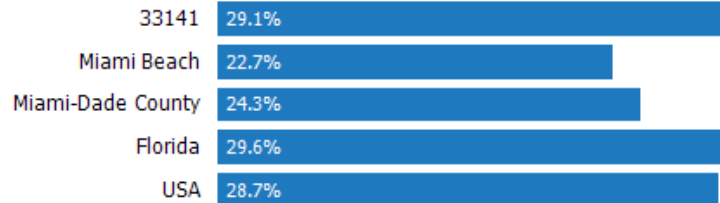
9-12th Grade/No Diploma




High School Graduate



Associate Degree



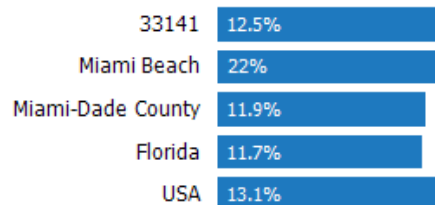
Bachelor's Degree



At Least a College Education



Grad/Professional Degree



Population of Children by Age Group

This chart shows the distribution of the population of children by age range — from birth to 17 — in the area of your search.

Data Source: U.S. Census

Update Frequency: Annually

■ 33141



Population of Adults by Age Group

This chart shows the distribution of the population of adults by age range — from 18 to 75-plus — in the area of your search.

Data Source: U.S. Census

Update Frequency: Annually

■ 33141



Households With Children

This chart shows the distribution of households with children, categorized by marital status, in the area of your search.

Data Source: U.S. Census

Update Frequency: Annually

■ 33141



Household Income Brackets

This chart shows annual household income levels within an area.

Data Source: U.S. Census

Update Frequency: Annually

■ 33141



Presidential Voting Pattern

This chart shows how residents of a county voted in the 2020 presidential election.

Data Source: USElectionAtlas.org

Update Frequency: Quadrennially



 Miami-Dade County

Neighborhood: Economic Stats and Charts

	33141	Miami Beach	Miami-Dade County	Florida	USA
Income Per Capita	\$32,301	\$59,738	\$31,813	\$35,216	\$37,638
Median Household Income	\$48,321	\$59,162	\$57,815	\$61,777	\$69,021
Unemployment Rate	–	1.3%	1.5%	3%	3.8%
Unemployment Number	–	706	21.2K	340K	–
Employment Number	–	54.7K	1.37M	10.9M	–
Labor Force Number	–	55.4K	1.39M	11.3M	–

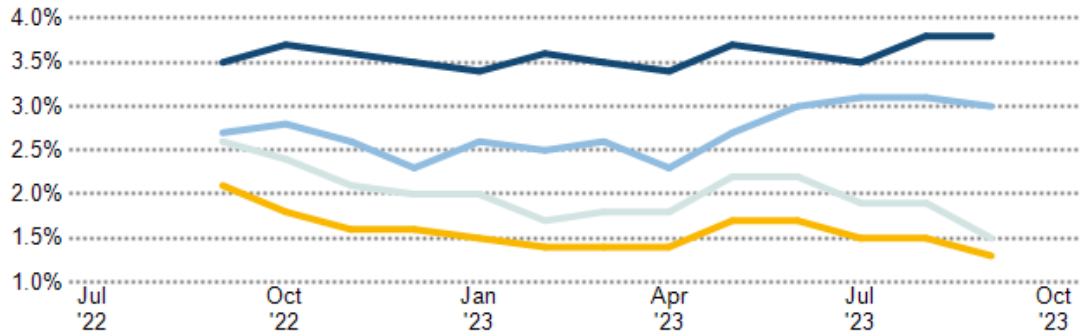
Unemployment Rate

This chart shows the unemployment trend in the area of your search. The unemployment rate is an important driver behind the housing market.

Data Source: Bureau of Labor Statistics

Update Frequency: Monthly

- Miami Beach
- Miami-Dade County
- Florida
- USA

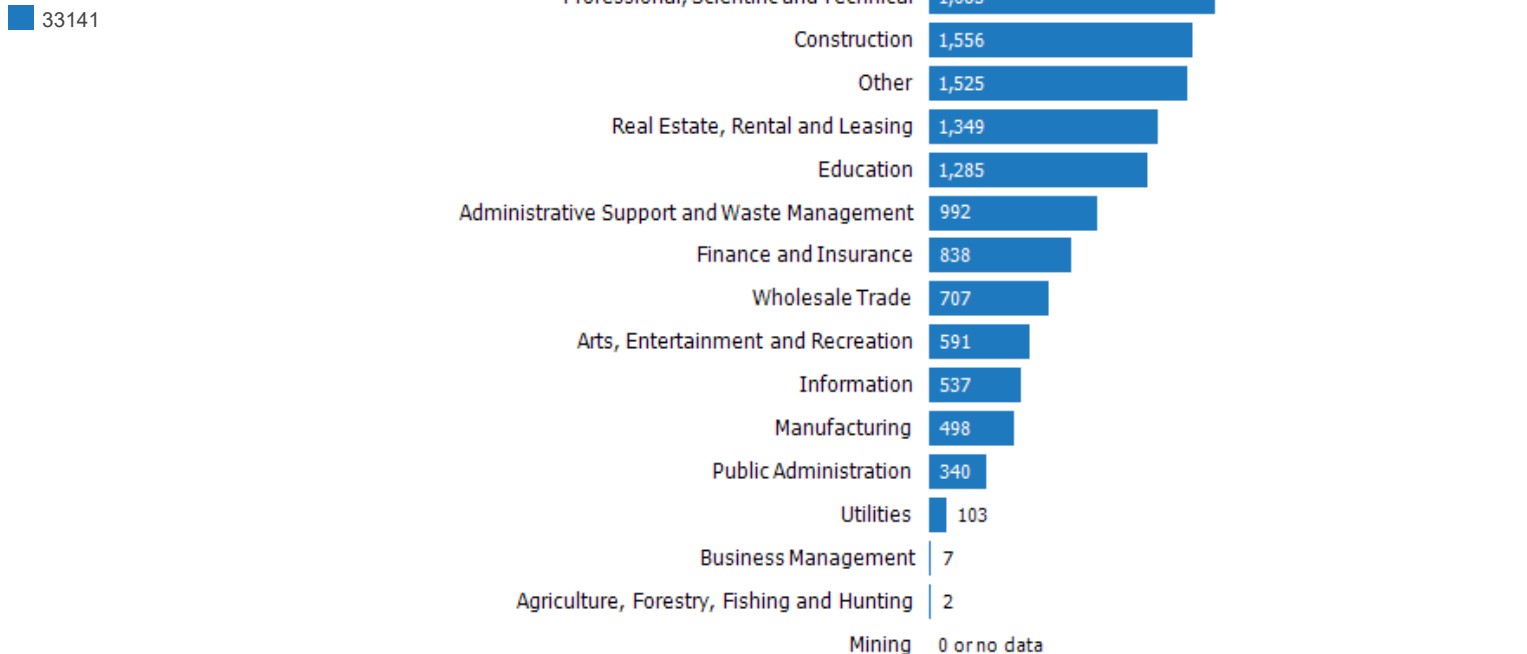


Occupational Categories

This chart shows categories of employment within an area.

Data Source: U.S. Census

Update Frequency: Annually



Neighborhood: Quality of Life Stats and Charts

Quality of Life in 33141

	33141	Miami Beach	Miami-Dade County	Florida	USA
Elevation (in feet)	5	5	6	59	–
Annual Rainfall (in inches)	60	55.9	59.82	56.45	–
Annual Snowfall (in inches)	0	0	0	0.06	–
Days of Full Sun (per year)	82	83	83	98	–
Travel Time to Work (in minutes)	–	27	32	28	27
Water Quality - Health Violations	–	–	–	–	–
Water Quality - Monitoring and Report Violations	–	–	–	–	–
Superfund Sites	0	0	15	91	2,438
Brownfield Sites	No	No	Yes	Yes	Yes

Average Commute Time

This chart shows average commute times to work, in minutes, by percentage of an area's population.

Data Source: U.S. Census

Update Frequency: Annually



33141

How People Get to Work

This chart shows the types of transportation that residents of the area you searched use for their commute.

Data Source: U.S. Census

Update Frequency: Annually



33141

Average Monthly Temperature

This chart shows average temperatures in the area you searched.

Data Source: NOAA

Update Frequency: Annually



33141

School: Treasure Island Elementary School

School Details

Name
Treasure Island Elementary School

Level
Elementary

Type
Public

Grades Served
PK, K-5

School District
Miami-Dade County Public Schools

Address
7540 E Treasure Dr,
North Bay Village, FL
33141

Phone
(305) 865-3141

School Facts

Treasure Island Elementary School

-

Overall Grade

B

B+

Total Enrollment

423

328,589

Students per Teacher

15.0:1

24.0:1

Students in Free Lunch Program

78%

71%

Academic Grade

B

B+

Average GPA

-

3.36 (out of 74719 responses)

Math Proficiency

52%

45%

Reading Proficiency

57%

54%

Gifted Students

9%

-

AP Enrollments

-

-

Graduation Rate

-

90%

Average ACT Score

-

24 (out of 8829 responses)

Average SAT Score

-

1,140 (out of 26947 responses)

Teacher Grade

B

B

Average Teacher Salary

\$49,843

\$65,590

Teachers in 1st or 2nd Year

16%

24%

About this data: Facts and proficiency scores are provided by Niche, which compiles scores, community reviews and other data about schools across the United States. Ratings for this school are based on the most recent available facts for each school and district. Data compiled from the U.S. Department of Education, Private School Universe Survey, Common Core Data and others. Source: Niche Update Frequency: Quarterly

Community Reviews for this School

Posted: 5/19/2021 by Alum

It was excellent for what it was given. The school was underfunded while I was attending and it was often difficult for students to enjoy themselves during meals or PE due to the overgrown field and cracked concrete "courts," but despite this, the school did its best to provide for its students, and the PTA was heavily involved in making sure things ran well both during and not during school.

Posted: 5/20/2020 by Alum

When I went to this elementary school, it was one of the best school times of my life. I loved the teachers I had and everyone I have got in to know. I honestly wish I could go back.

Posted: 2/29/2020 by Alum

When I went to this elementary school, it was one of the best school times of my life. I loved the teachers I had and everyone I have got in to know. I honestly wish I could go back.

School: Nautilus Middle School

School Details

Name
Nautilus Middle School

Level
Middle

Type
Public

Grades Served
6-8

School District
Miami-Dade County
Public Schools

Address
4301 N Michigan Ave,
Miami Beach, FL 33140

Phone
(305) 532-3481

School Facts

	Nautilus Middle School	-
Overall Grade	B	B+
Total Enrollment	959	328,589
Students per Teacher	22.0:1	24.0:1
Students in Free Lunch Program	67%	71%
Academic Grade	B	B+
Average GPA	-	3.36 (out of 74719 responses)
Math Proficiency	46%	45%
Reading Proficiency	58%	54%
Gifted Students	30%	-
AP Enrollments	-	-
Graduation Rate	-	90%
Average ACT Score	-	24 (out of 8829 responses)
Average SAT Score	-	1,140 (out of 26947 responses)
Teacher Grade	B	B
Average Teacher Salary	\$49,843	\$65,590
Teachers in 1st or 2nd Year	9%	24%

About this data: Facts and proficiency scores are provided by Niche, which compiles scores, community reviews and other data about schools across the United States. Ratings for this school are based on the most recent available facts for each school and district. Data compiled from the U.S. Department of Education, Private School Universe Survey, Common Core Data and others. Source: Niche Update Frequency: Quarterly

Community Reviews for this School

Posted: 5/6/2022 by Alum

I would like to see more taken care of and cleaner bathrooms. Also more control on students behaviors because of the bullying. I suggest to join the scholars if you are planning on attending.

Posted: 6/28/2020 by Parent

Teaching and leading in a middle school has to be a challenge, but the teachers, coaches and administrators at Nautilus Middle deserve a round of applause. This is a well-run school that strives to meet the divergent needs of its students. These students are mentally shifting from an elementary school and preparing for high school, and Nautilus does this very well. There are problems but they deal with them ASAP.

Posted: 3/30/2020 by Alum

I honestly loved the teachers I had when I was in middle school. Every school will have a group of bad apples and students that fight but in all honesty, I enjoyed my middle school years.

Posted: 12/31/2019 by Middle School Student

I honestly loved the teachers I had when I was in middle school. Every school will have a group of bad apples and students that fight but in all honesty, I enjoyed my middle school years.

School: Miami Beach Senior High School

School Details

Name
Miami Beach Senior High School

Level
High

Type
Public

Grades Served
9-12

School District
Miami-Dade County Public Schools

Address
2231 Prairie Ave, Miami Beach, FL 33139

Phone
(305) 532-4515

School Facts

Miami Beach Senior High School

-

Overall Grade

B

B+

Total Enrollment

2,258

328,589

Students per Teacher

24.0:1

24.0:1

Students in Free Lunch Program

61%

71%

Academic Grade

B

B+

Average GPA

3.38 (out of 1692 responses)

3.36 (out of 74719 responses)

Math Proficiency

21%

45%

Reading Proficiency

48%

54%

Gifted Students

15%

-

AP Enrollments

34%

-

Graduation Rate

90%

90%

Average ACT Score

26 (out of 241 responses)

24 (out of 8829 responses)

Average SAT Score

1,170 (out of 563 responses)

1,140 (out of 26947 responses)

Teacher Grade

B-

B

Average Teacher Salary

\$49,843

\$65,590

Teachers in 1st or 2nd Year

6%

24%

About this data: Facts and proficiency scores are provided by Niche, which compiles scores, community reviews and other data about schools across the United States. Ratings for this school are based on the most recent available facts for each school and district. Data compiled from the U.S. Department of Education, Private School Universe Survey, Common Core Data and others. Source: Niche Update Frequency: Quarterly

Community Reviews for this School

Posted: 9/29/2023 by Alum

Most amazing 4 years of my life. I met my forever friends. the faculty and staff were amazing, very helpful, and always on top of everything

Posted: 9/28/2023 by Sophomore

I love Miami Beach Senior high because there is everything. So, especially if your someone who may be indecisive on what you may wan to be in the future Beach High really helps in providing experience in all kinds of fields. Personally I felt as I am currently getting a well rounded form of education. However, I feel that if you need a lot of one-on-one Beach high might not be the best option, because the amount of kids does require you to be a somewhat independent learner and not depend so much on the teacher.

Posted: 8/13/2023 by Alum

Throughout the four years of this high school in Miami Beach, Florida, it's odd, as I traversed the COVID-19 restrictions as the class of 2023. Coinciding with the onset of the prolonged restrictions, it's no wonder that my sophomore year was the worst year in the entirety of my academic history, with loneliness purging in the sessions through a computer. But that one year and event alone don't tell the whole story. Due to the extracurriculars, atmosphere, and events during the senior year, it has contributed to the higher three-star rating I'd give the high school experience. And that's the best year ever in the academic life. There are problems that do have to be addressed. One of them is the student restrooms often locked due to students smoking, causing the rest in dire need, to suffer. The others are the sanitation of those said restrooms, as well as less security officers and teachers who are more assertive in their job and a better pay rate. Overall, it was mediocre

Posted: 7/21/2023 by Alum

My overall experience at Miami Beach Senior High School was unforgettable. As a student who transferred in the initiation of her junior year, I instantly felt as if I found a place which I could proudly call my second home. Despite the intense academic rigor of this school's International Baccalaureate IB program, I exemplified traits such as perseverance, diligence, and curiosity, due to the outstanding models provided by my professors and fellow peers. In addition, I attained numerous leadership positions, such as my senatorial position for my senior class, as well as my co-presidency of my school's chapter of the National Honor Society, which demonstrated to me the value and power of the unification of a community. I wish that future generations of students at this school would place greater emphasis upon executing charitable initiatives and fundraisers, and I am confident that they will, as they boldly carve new paths from those derived from generations of invaluable alumni.

Posted: 7/21/2023 by Alum

My overall experience at Miami Beach Senior High School was unforgettable. As a student who transferred in the initiation of her junior year, I instantly felt as if I found a place which I could proudly call my second home. Despite the intense academic rigor of this school's International Baccalaureate IB program, I exemplified traits such as perseverance, diligence, and curiosity, due to the outstanding models provided by my professors and fellow peers. In addition, I attained numerous leadership positions, such as my senatorial position for my senior class, as well as my co-presidency of my school's chapter of the National Honor Society, which demonstrated to me the value and power of the unification of a community. I wish that future generations of students at this school would place greater emphasis upon executing charitable initiatives and fundraisers, and I am confident that they will, as they boldly carve new paths from those derived from generations of invaluable alumni.

About RPR (Realtors Property Resource)

- Realtors Property Resource® is a wholly owned subsidiary of the National Association REALTORS®.
- RPR offers comprehensive data – including a nationwide database of 164 million properties – as well as powerful analytics and dynamic reports exclusively for members of the NAR.
- RPR's focus is giving residential and commercial real estate practitioners, brokers, and MLS and Association staff the tools they need to serve their clients.
- This report has been provided to you by a member of the NAR.



About RPR's Data

RPR generates and compiles real estate and other data from a vast array of sources. The data contained in your report includes some or all of the following:

- **Listing data** from our partner MLSs and CIEs, and related calculations, like estimated value for a property or median sales price for a local market.
- **Public records data** including tax, assessment, and deed information. Foreclosure and distressed data from public records.
- **Market conditions and forecasts** based on listing and public records data.
- **Census and employment data** from the U.S. Census and the U.S. Bureau of Labor Statistics.
- **Demographics and trends data** from Esri. The data in commercial and economic reports includes Tapestry Segmentation, which classifies U.S. residential neighborhoods into unique market segments based on socioeconomic and demographic characteristics.
- **Business data** including consumer expenditures, commercial market potential, retail marketplace, SIC and NAICS business information, and banking potential data from Esri.
- **School data and reviews** from Niche.
- **Specialty data sets** such as walkability scores, traffic counts and flood zones.



Update Frequency

- Listings and public records data are updated on a continuous basis.
- Charts and statistics calculated from listing and public records data are refreshed monthly.
- Other data sets range from daily to annual updates.

Learn more

For more information about RPR, please visit RPR's public website: <https://blog.narrpr.com>

