



PROPERTY REPORT

5161 Collins Ave, Apt 410, Miami Beach, FL 33140



Presented by

**Fabrice Ernandes**

Florida Real Estate License: 3427417

Florida Appraisal License: 3427417

Work: (786) 603-0184 | Mobile: (786) 603-0184 | Fax: (305) 200-0133

Main: [info@fabriceernandes.com](mailto:info@fabriceernandes.com)

Agent: <http://www.yourdreamia.com>

**Fabrice Group**

5445 Collins Ave CU4A

Miami Beach, FL 33140

## 5161 Collins Ave, Apt 410, Miami Beach, FL 33140



Legend:  Subject Property

● Active • New, Active: 2/2/2024

### List Price

**\$559,000**

Active Date: 2/2/2024  
Listing ID: A11526171

### Current Estimated Value

**\$539,700**

Last RVM® Update: 1/30/2024

RVM® Est. Range: \$464K – \$615K

RVM® Confidence: ★★★★★

↑ RVM® Change - Last 1 Month: \$40

↑ RVM® Change - Last 12 Months: 9.76%

*This report contains data and information that is publicly available and/or licensed from third parties and is provided to you on an "as is" and "as available" basis. The information is not verified or guaranteed. Neither this report nor the estimated value of a property is an appraisal of the property. Any valuation shown in this report has been generated by use of proprietary computer software that assembles publicly available property records and certain proprietary data to arrive at an approximate estimate of a property's value. Some portions of this report may have been provided by an RPR user; RPR is not responsible for any content provided by its users. RPR and its information providers shall not be liable for any claim or loss resulting from the content of, or errors or omissions in, information contained in this report.*



# Home Facts

## Public Remarks

This beautifully remodeled 1/1 gem is now available for monthly rental, offering a perfect blend of comfort and style. Welcome to your chic Miami Beach retreat! This beautifully remodeled 1/1 gem is now available for monthly rental, offering a perfect blend of comfort and style. Enjoy the luxury of a spacious bedroom, designed for relaxation and adorned with tasteful decor. A modern and elegant bathroom awaits, complete with contemporary fixtures and a sleek design. The fully-equipped kitchen is a culinary haven. The living area is a cozy haven, ideal for both relaxation and entertainment. Large windows flood the space with natural light and offer stunning garden view. This residence provides access to fabulous amenities, ensuring a lifestyle of convenience and luxury. ALL FURNITURE ARE NEW

Home Facts	Public Facts	Listing Facts	Realtor Refinements
Property Type	Condo/Townhouse/Apt.	Condo/Townhouse/Apt.	-
Property Subtype	Condominium Unit (Residential)	Condo	-
Bedrooms	1	1	-
Total Baths	2	2	-
Full Baths	1	1	-
Partial Baths	1	1	-
Living Area (sq ft)	930	930	-
Building Area (sq ft)	930	930	-
Lot Size	-	-	-
Garage (spaces)	0	1	-
Year Built	1966	1966	-
Heating	-	No Heat	-
Cooling	-	Central Cooling	-
Construction	-	Cbs Construction	-
Number of Units	0	-	-
Number of Stories	-	16	-

## Homeowner Facts

Owner Name (Public)	Euclid Realty Llc
Mailing Address	719 Euclid Ave APT 5 Miami Beach FL 33139-6133
Vesting	Company/Corporation



## Extended Home Facts



Legend:  Subject Property

### Interior Features

<b>Appliance</b>	Ice maker, Intercom, Microwave, Refrigerator, Smoke Detector(S)
<b>Cooling</b>	Central Cooling
<b>Floor</b>	Other Floors
<b>Heating</b>	No Heat
<b>Pet</b>	Maximum 20 Lbs
<b>General</b>	Cooking Island, Fireplace, Fire Sprinklers, Walk-In Closet

### Interior Details

<b>Adjusted Area</b>	930 sq ft
<b>Total Area</b>	930 sq ft

### Exterior Features

<b>Construction</b>	Cbs Construction
<b>Water Front</b>	Bay Front, Canal Front, Ocean Access, Oceanfront
<b>Parking</b>	1 Space, Valet Parking
<b>View</b>	Garden View
<b>General</b>	Barbeque, Courtyard

### Exterior Details

<b>Neighborhood Code</b>	100
--------------------------	-----

### Location Details

<b>Zoning</b>	4100:MULTI-FAMILY,101+U/A
---------------	---------------------------

### Homeowners Association Info

<b>Dues</b>	\$873
<b>Payments per Year</b>	12

## Schools (based on location)

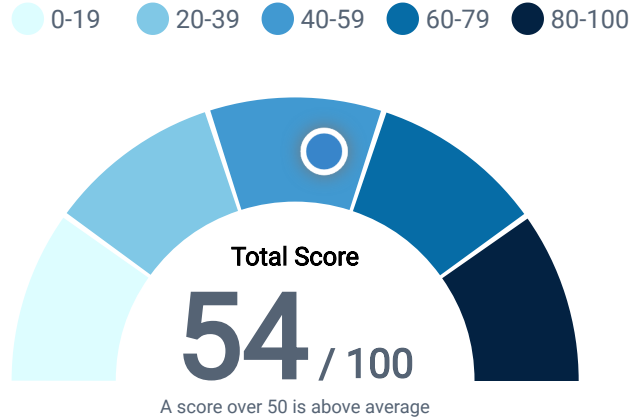
<b>Elementary School</b>	North Beach Elementary School
<b>Middle School</b>	Nautilus Middle School
<b>High School</b>	Miami Beach Senior High School
<b>School District</b>	Miami-Dade County School District

## AARP Livability™ Index for 33140

This chart rates the overall livability of a selected ZIP code on a scale from 0 to 100. AARP Livability™ is a trademark of AARP Inc.

Data Source: [AARP](#)

Update Frequency: Annual



<b>Housing</b>	<b>48</b>
Affordability & Access	
<b>Neighborhood</b>	<b>57</b>
Access to Life, Work & Play	
<b>Transportation</b>	<b>68</b>
Safe & Convenient Options	
<b>Environment</b>	<b>48</b>
Clean Air & Water	
<b>Health</b>	<b>59</b>
Prevention, Access & Quality	
<b>Engagement</b>	<b>61</b>
Civic & Social Involvement	
<b>Opportunity</b>	<b>36</b>
Inclusion & Possibilities	

## Property Photos





## Historical Photos





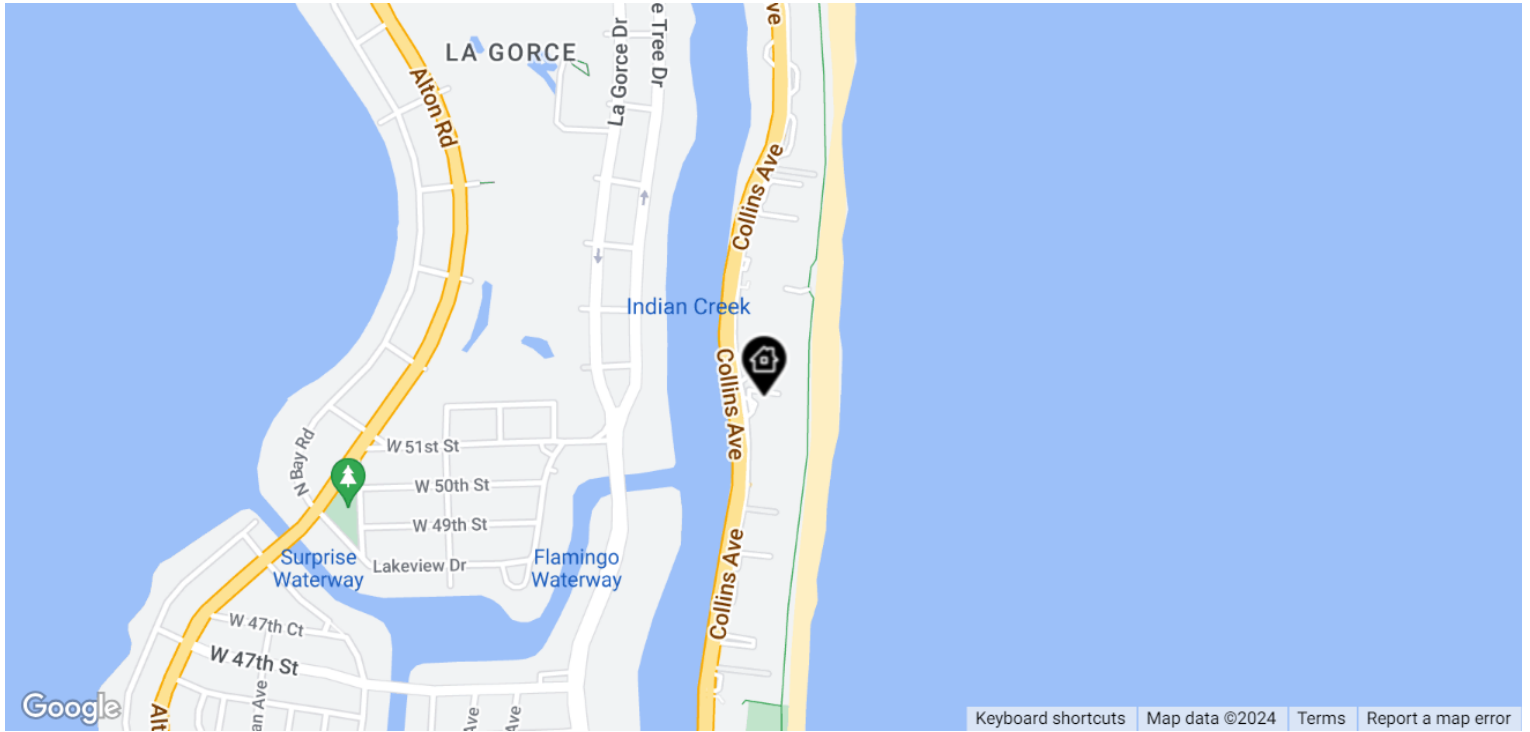


**Ocean Access**



**Space Unit in the Luxury Resort at the Beach**

## Comps and Adjustments



LEGEND: Subject Property Pending For Sale or For Lease Distressed Recent Sale Off Market

### This Property



**Active**

5161 Collins Ave, Apt 410  
Miami Beach, FL 33140

Proxim.	Days in RPR	Date	Amount	\$/sq ft	Living Area	Lot Size	Beds	Baths	Built
–	14 days	–	–	\$601	930 sq ft	–	1	2	1966

No comps have been selected for this property.

## Property History

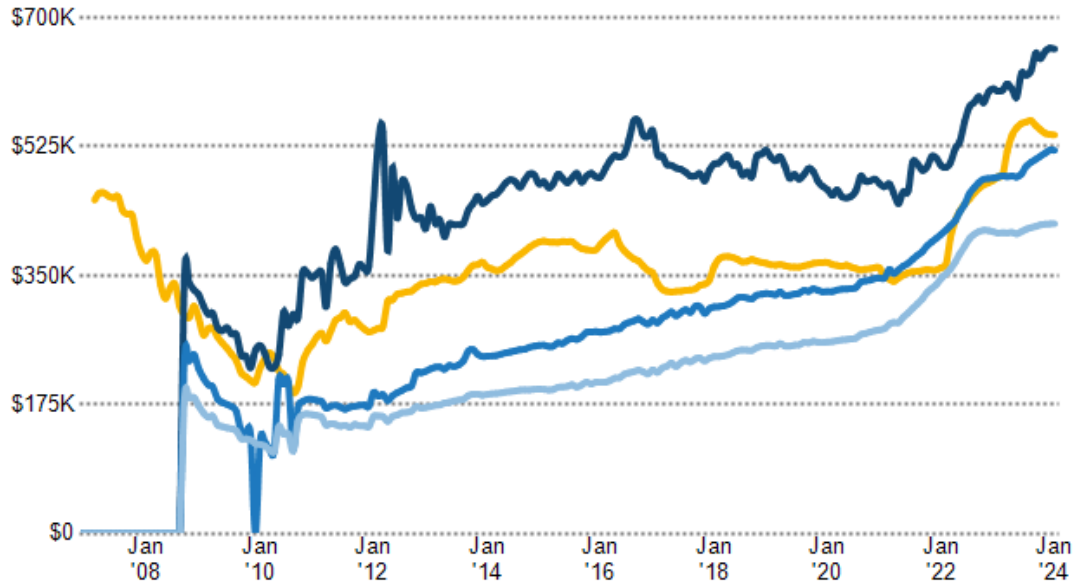
### Median Estimated Home Value

This graphic displays property estimates for a market area and a subject property, where one has been selected. Estimated property values are generated by a valuation model and are not formal appraisals.

Data Source: Public records, and MLS sources where licensed

Update Frequency: Monthly

- This Property
- Miami Beach
- Miami-Dade County
- Florida



### Sales History

Sales Date	Sales Amount	Price per sq. ft.
5/31/2022	\$480,000	\$516
4/27/2021	\$370,000	\$397
7/8/1996	\$118,200	\$127

### Assessed Values

Date	Improvements	Land	Total	Tax
2023	—	—	—	\$6,679
2022	—	—	\$282,745	\$5,313
2021	—	—	\$243,746	\$4,669
2020	—	—	\$218,800	\$4,236
2019	—	—	\$303,850	\$5,888
2018	—	—	\$295,000	\$5,888
2017	—	—	\$260,006	\$4,951
2016	—	—	\$218,477	\$4,627
2015	—	—	\$198,616	\$4,485
2014	—	—	\$180,560	\$3,668
2013	—	—	\$194,293	\$4,515
2012	—	—	\$176,630	\$3,616
2011	—	—	\$176,630	\$3,656
2010	—	—	\$168,220	—
2009	—	—	\$171,650	—
2008	—	—	\$245,220	—
2007	—	—	\$245,220	—

### Legal Description

<b>APN</b>	02-3214-024-1370
<b>Zoning</b>	4100:MULTI-FAMILY,101+U/A
<b>Census Tract</b>	120860039.222000
<b>Abbreviated Description</b>	DIST:02 CITY/MUNI/TWP:MIAMI BEACH SEC/TWN/RNG/MER:SEC 14 TWN 53S RNG 42E SEACOAST 5151 CONDO UNIT 410 UNDIV 926/531452 INT IN COMMON ELEMENTS OFF REC 16885-3715 OR 17265-4792 0696 1
<b>City/Municipality/Township</b>	Miami Beach, FL 33140



## Mortgage Records

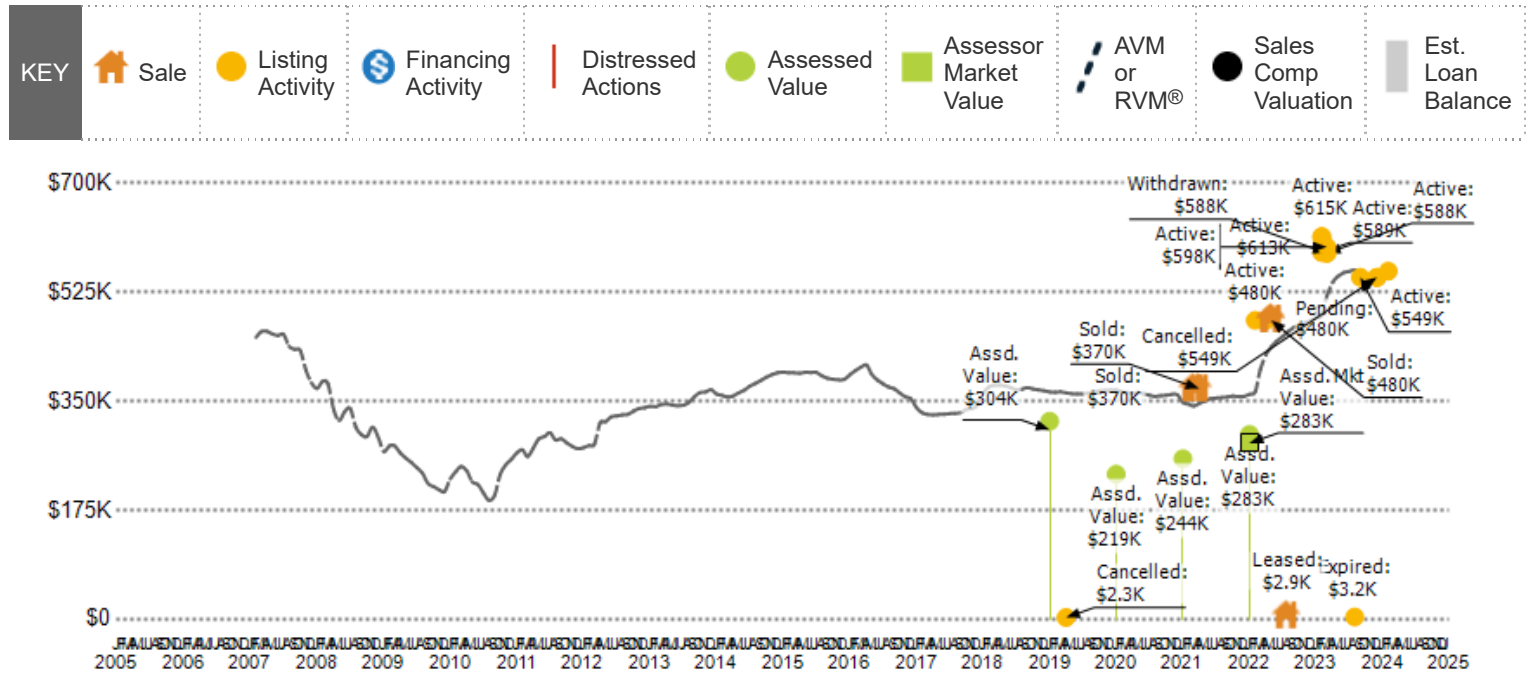
Recording Date	4/15/2005	4/18/2002
Borrower Name	MARIA MARGARITA PAZ	MARIA M PAZ
Lender Name	WASHINGTON MUTUAL BANK FA	WORLD SAV BK
Lender Type	Bank	—
Loan Amount	\$250,000	\$120,000
Document Number	2005R0377411	—
Loan Type	Credit Line (Revolving)	New Conventional
Contract Date	4/2/2005	—
Due Date	4/7/2035	—
Finance Type	Other	Fixed Rate

## Deed Records

Recording Date	5/31/2022
Document Type	Warranty Deed
Sales Price	\$480,000
Sales Price Code	Sales Price or Transfer Tax rounded by county prior to computation. Varies by county.
Buyer Name	EUCLID REALTY LLC
Buyer ID	Limited Liability Company
Seller Name	PIPE 27 CORP, PIPE 27 CORP INC
Seller ID	Corporation
Document #	2022R0439188
Total Transfer Tax	\$2,880
Book #	33215
Page #	1149
Contract Date	5/17/2022

## Sales and Financing Activity

This chart shows a property's sales and financing history. It can be used to compare the value of the property as seen by public records, such as deeds and tax records, with the estimated home value. Actions taken against the owner, such as the issuance of a Notice of Default, are noted. Sales activity, such as listing date and price reductions, are highlighted.



Data Source: Public Record and Listing data

Update Frequency: Valuations are updated twice monthly; actions on the home, such as listing activity or distressed property notices, are updated daily as made available from public records sources

## Price Change History

Change Date	Description	New List Price	% Change
2/2/2024	Active	\$559,000	-

## Neighborhood: Housing Stats and Charts

	33140	Miami Beach	Miami-Dade County	Florida	USA
Median Estimated Home Value	\$658K	\$507K	\$520K	\$421K	\$360K
Estimated Home Value 12-Month Change	+9.6%	+8.3%	+7.5%	+3.1%	+5.1%
Median List Price	\$972K	\$785K	\$675K	\$445K	—
List Price 1-Month Change	+2.6%	+4.3%	-1.5%	+1.2%	—
List Price 12-Month Change	+10.8%	-1.3%	+2.3%	+4.7%	—
Median Home Age	52	51	44	36	43
Own	57%	36%	52%	66%	65%
Rent	43%	64%	48%	34%	35%
\$ Value of All Buildings for which Permits Were Issued	—	—	\$1.77B	\$36.9B	\$307B
% Change in Permits for All Buildings	—	—	-6%	+15%	+13%
% Change in \$ Value for All Buildings	—	—	-27%	+11%	+10%

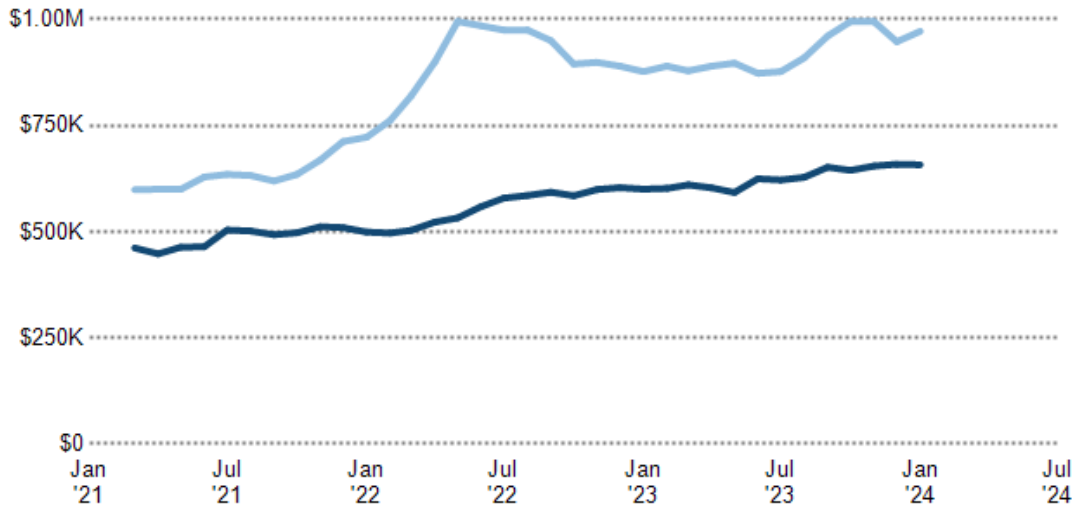
### Median Estimated Home Value vs. Median Listing Price

This chart compares a ZIP code's median estimated home value with the median listing price of Active listings. Estimated home values are generated by a valuation model and are not formal appraisals.

Data Source: Public Record and Listing data

Update Frequency: Monthly

■ Median Estimated Value  
■ Median List Price



## Median Sales Price vs. Sales Volume

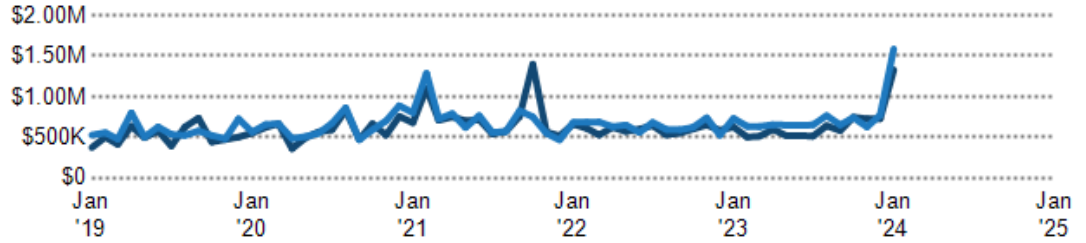
This chart compares the listings and public records sales price trend and sales volume for homes in an area.

Data Source: Public Record and Listing data

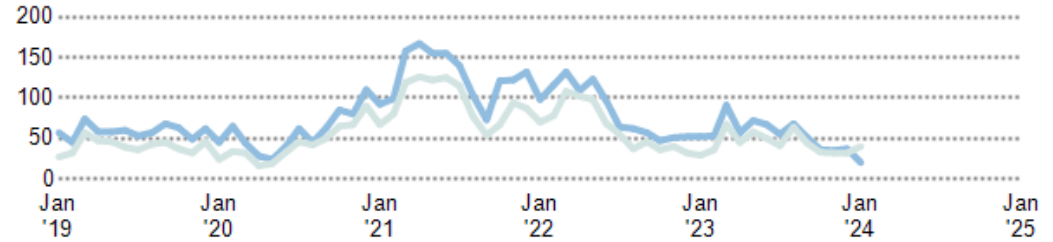
Update Frequency: Monthly

- Median Sales Price Public Records
- Median Sales Price Listings
- Sales Volume Public Records
- Sales Volume Listings

### Median Sales Price



### Sales Volume



## Median Listing Price vs. Listing Volume

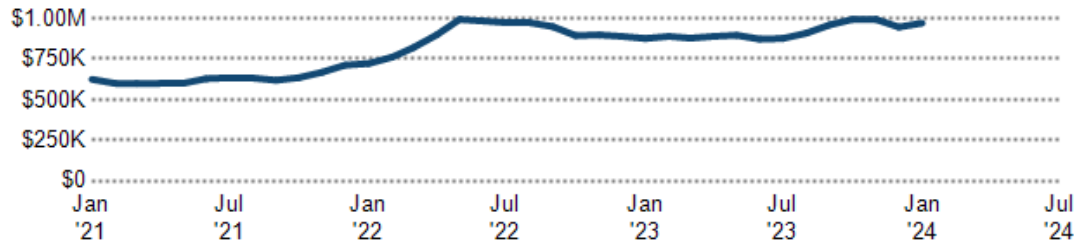
This chart compares the listings and public records sales price trend and sales volume for homes in an area.

Data Source: Public Record and Listing data

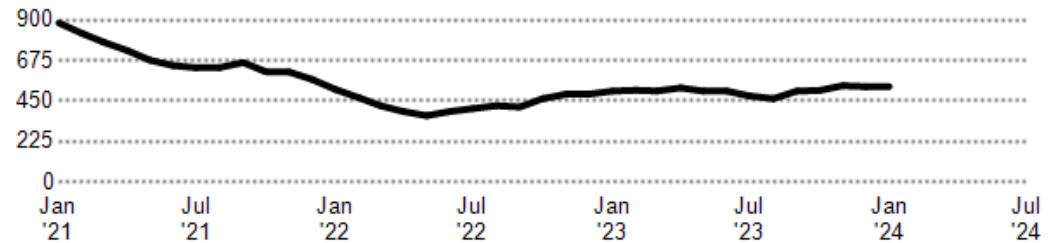
Update Frequency: Monthly

- Median List Price
- Listing Volume

### Median List Price



### Listing Volume



## Listing Inventory

This chart shows the number of For Sale listings in a ZIP code by Property Type.

Data Source: On- and off-market listings sources

Update Frequency: Daily

- ZIP Count Listings by PropertyType

Single Family	146
Condo/Townhouse/Apt.	470
CoOp	3
Other Residential	4
Multifamily/Multiplex	4
Lot/Land	22

## Inventory of Distressed Listings



This chart shows the count of distressed properties (all stages of foreclosure) that are for sale in a ZIP code.

Data Source: MLS data where licensed

Update Frequency: Daily

■ Inventory of Distressed Listings

## Median Sales Price by Square Footage

This chart shows the median price of homes reported sold in the past six months, according to the size of the living space (square footage sourced from public records). The amount shown for the subject property is sold data where available, or the property's estimated value when sales data are unavailable (such as non-disclosure states) or provided in range format.

Data Source: Public records and MLS data where licensed

Update Frequency: Monthly

### This Property



### Comps



■ This Property

■ Comps

## Price per Bedroom of Comps Sold

This chart shows the distribution of homes reported sold in the past six months at different prices per bedroom in the area of your search. The amount shown for the subject property is sold data where available, or the property's estimated value when sales data are unavailable (such as a non-disclosure state) or provided in range format.

Data Source: Public records and MLS data where licensed

Update Frequency: Monthly

### This Property



### Comps



■ This Property

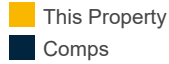
■ Comps

## Price per Square Foot of Comps Sold

This chart shows the distribution of homes reported sold in the past three months at different prices per square foot.

Data Source: Public records data

Update Frequency: Daily



### This Property

\$580 1

### Comps



## Price Range of Comps Sold

This chart shows the distribution of homes reported sold in the past three months within different price ranges in the area of your search. The amount shown for the subject property is sold data where available, or the property's estimated value when sales data is unavailable (such as a non-disclosure state) or provided in range format.

Data Source: Public records data

Update Frequency: Daily



### This Property

\$540K 1

### Comps

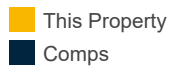


## Age Range of Comps Sold

This chart shows the distribution of homes reported sold in the past three months of different age ranges in the area of your search.

Data Source: Public records data

Update Frequency: Daily



### This Property

58 yrs 1

### Comps



## Size of Homes Sold

This chart shows the distribution of homes reported sold in the past three months of different sizes in the area of your search.

Data Source: Public records data

Update Frequency: Daily






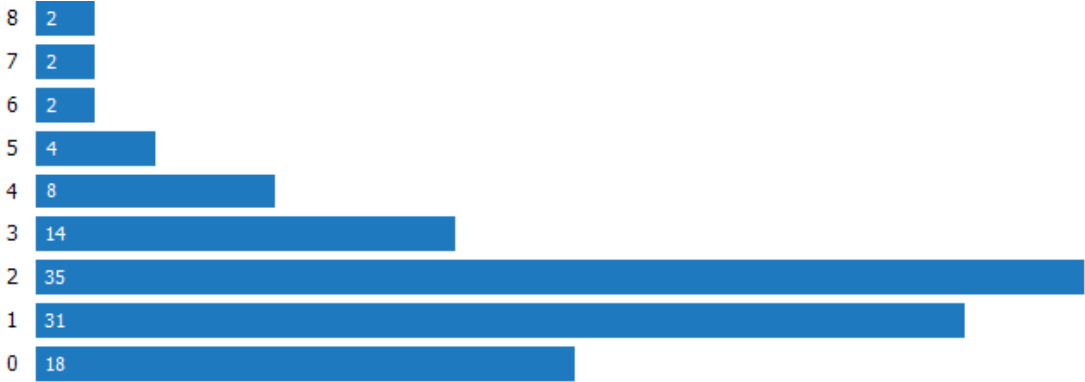
Number of Bedrooms in  
Homes Sold

This chart shows the distribution of homes reported sold in the past three months, compared by the number of bedrooms, in the area of your search.

Data Source: Public records data

Update Frequency: Daily

 Sales Count by Bedroom





# Neighborhood: People Stats and Charts

	33140	Miami Beach	Miami-Dade County	Florida	USA
Population	16K	83.5K	2.69M	21.3M	330M
Population Density per Sq Mi	7.22K	10.9K	1.42K	398	—
Population Change since 2010	-7.7%	-5%	+9.7%	+17.6%	+8.7%
Median Age	40	42	40	42	38
Male / Female Ratio	49%	51%	49%	49%	50%



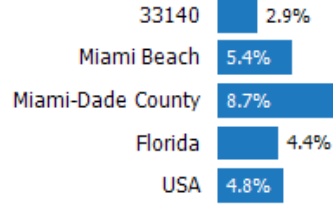
## Education Levels of Population

This chart shows the educational achievement levels of adults in an area, compared with other geographies.

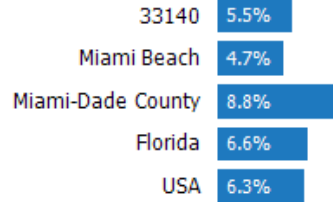
Data Source: U.S. Census American Community Survey via Esri, 2021

Update Frequency: Annually

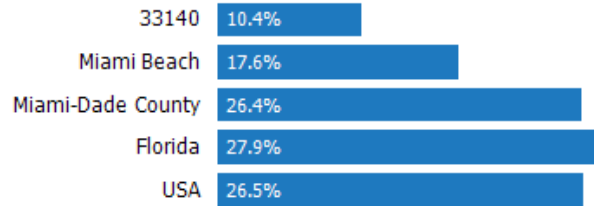
### Less Than 9th Grade




### 9-12th Grade/No Diploma




### High School Graduate



### Associate Degree



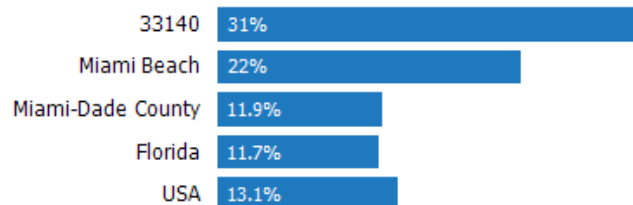
### Bachelor's Degree



### At Least a College Education



### Grad/Professional Degree



## Population of Children by Age Group

This chart shows the distribution of the population of children by age range — from birth to 17 — in the area of your search.

Data Source: U.S. Census

Update Frequency: Annually

33140



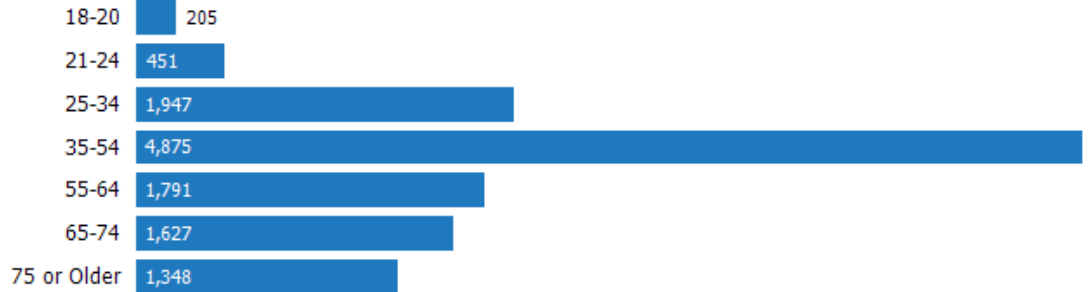
## Population of Adults by Age Group

This chart shows the distribution of the population of adults by age range — from 18 to 75-plus — in the area of your search.

Data Source: U.S. Census

Update Frequency: Annually

33140



## Households With Children

This chart shows the distribution of households with children, categorized by marital status, in the area of your search.

Data Source: U.S. Census

Update Frequency: Annually

33140



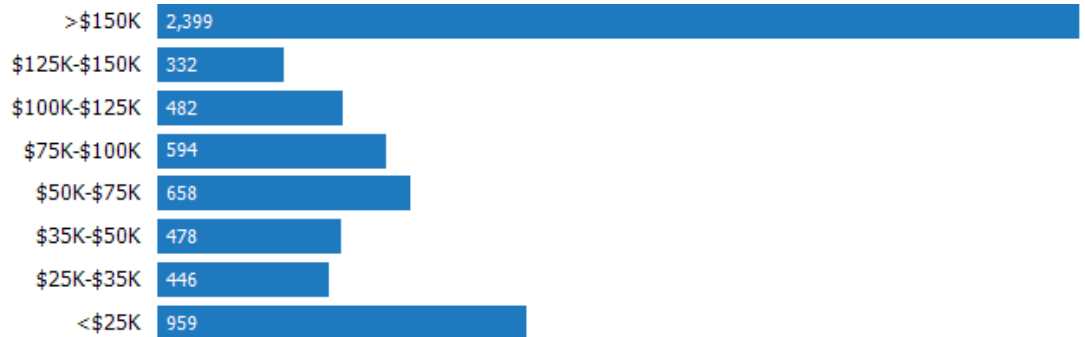
## Household Income Brackets

This chart shows annual household income levels within an area.

Data Source: U.S. Census

Update Frequency: Annually

33140





Presidential Voting Pattern

This chart shows how residents of a county voted in the 2020 presidential election.

Data Source: USElectionAtlas.org

Update Frequency: Quadrennially



Miami-Dade County



## Neighborhood: Economic Stats and Charts

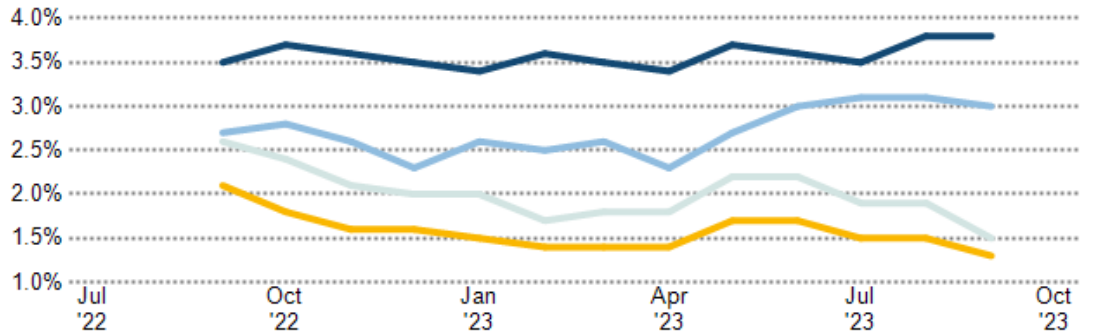
	33140	Miami Beach	Miami-Dade County	Florida	USA
<b>Income Per Capita</b>	\$79,789	\$59,738	\$31,813	\$35,216	\$37,638
<b>Median Household Income</b>	\$102,023	\$59,162	\$57,815	\$61,777	\$69,021
<b>Unemployment Rate</b>	—	1.3%	1.5%	3%	3.8%
<b>Unemployment Number</b>	—	706	21.2K	340K	—
<b>Employment Number</b>	—	54.7K	1.37M	10.9M	—
<b>Labor Force Number</b>	—	55.4K	1.39M	11.3M	—

### Unemployment Rate

This chart shows the unemployment trend in the area of your search. The unemployment rate is an important driver behind the housing market.

Data Source: Bureau of Labor Statistics

Update Frequency: Monthly

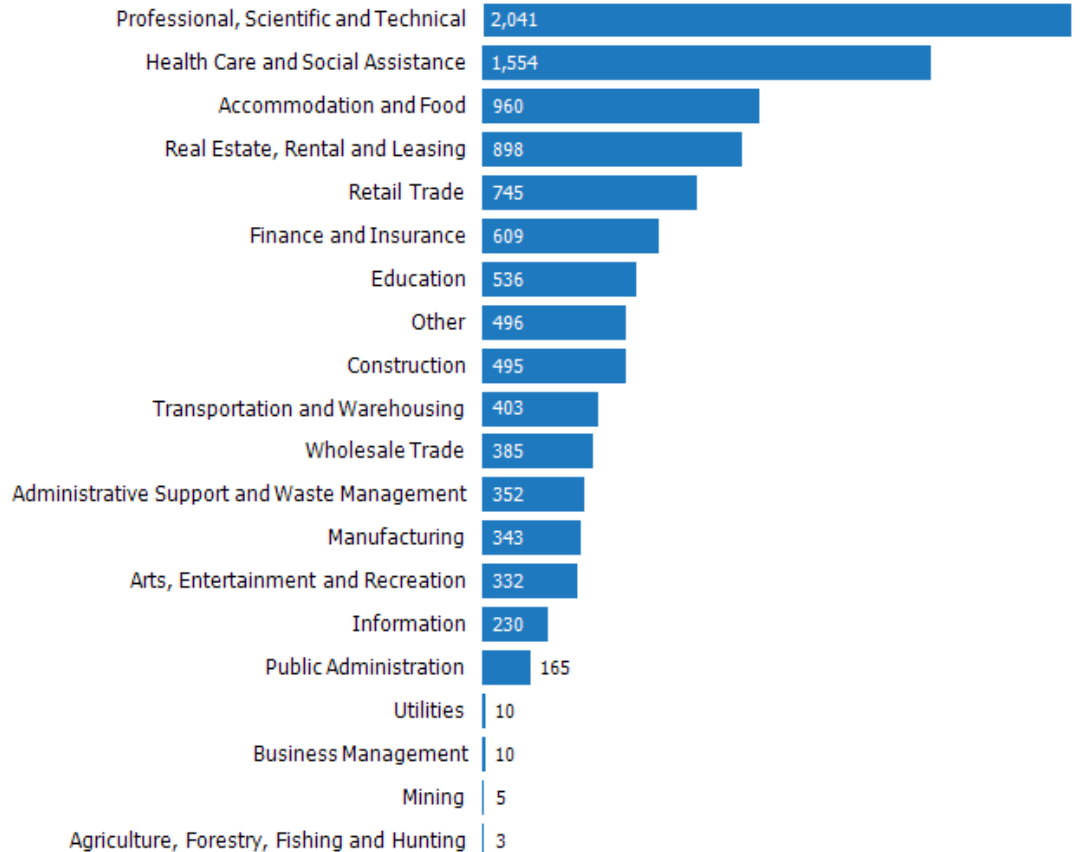


### Occupational Categories

This chart shows categories of employment within an area.

Data Source: U.S. Census

Update Frequency: Annually





# Neighborhood: Quality of Life Stats and Charts

## Quality of Life in 33140

	33140	Miami Beach	Miami-Dade County	Florida	USA
Elevation (in feet)	5	5	6	—	—
Annual Rainfall (in inches)	54.84	55.9	59.82	56.45	—
Annual Snowfall (in inches)	0	0	0	0.06	—
Days of Full Sun (per year)	83	83	83	98	—
Travel Time to Work (in minutes)	—	27	32	28	27
Water Quality - Health Violations	—	—	—	—	—
Water Quality - Monitoring and Report Violations	—	—	—	—	—
Superfund Sites	0	0	15	91	2,438
Brownfield Sites	No	No	Yes	Yes	Yes

## Average Commute Time

This chart shows average commute times to work, in minutes, by percentage of an area's population.

Data Source: U.S. Census

Update Frequency: Annually



## How People Get to Work

This chart shows the types of transportation that residents of the area you searched use for their commute.

Data Source: U.S. Census

Update Frequency: Annually



## Average Monthly Temperature

This chart shows average temperatures in the area you searched.

Data Source: NOAA

Update Frequency: Annually



## School: North Beach Elementary School

### School Details

**Name**  
North Beach Elementary School

**Level**  
Elementary

**Type**  
Public

**Grades Served**  
PK, K-5

**School District**  
Miami-Dade County Public Schools

**Address**  
4100 Prairie Ave, Miami Beach, FL 33140

**Phone**  
(305) 531-7666

### School Facts

#### North Beach Elementary School

#### Miami-Dade County Public Schools

#### Overall Grade

**A-**

**B+**

#### Total Enrollment

**955**

**328,589**

#### Students per Teacher

**17:1**

**24:1**

#### Students in Free Lunch Program

**28%**

**71%**

#### Academic Grade

**A**

**B+**

#### Average GPA

**-**

**3.36 (out of 74719 responses)**

#### Math Proficiency

**75%**

**45%**

#### Reading Proficiency

**79%**

**54%**

#### Gifted Students

**53%**

**-**

#### AP Enrollments

**-**

**-**

#### Graduation Rate

**-**

**90%**

#### Average ACT Score

**-**

**24 (out of 8829 responses)**

#### Average SAT Score

**-**

**1,140 (out of 26947 responses)**

#### Teacher Grade

**A-**

**B**

#### Average Teacher Salary

**\$49,843**

**\$65,590**

#### Teachers in 1st or 2nd Year

**3%**

**24%**

*About this data: Facts and proficiency scores are provided by Niche, which compiles scores, community reviews and other data about schools across the United States. Ratings for this school are based on the most recent available facts for each school and district. Data compiled from the U.S. Department of Education, Private School Universe Survey, Common Core Data and others. Source: Niche Update Frequency: Quarterly*

## School: Nautilus Middle School

### School Details

**Name**  
Nautilus Middle School

**Level**  
Middle

**Type**  
Public

**Grades Served**  
6-8

**School District**  
Miami-Dade County Public Schools

**Address**  
4301 N Michigan Ave,  
Miami Beach, FL 33140

**Phone**  
(305) 532-3481

### School Facts

#### Overall Grade

**B**

### Miami-Dade County Public Schools

**B+**

Total Enrollment

**959**

**328,589**

Students per Teacher

**22:1**

**24:1**

Students in Free Lunch Program

**67%**

**71%**

#### Academic Grade

**B**

**B+**

Average GPA

**—**

**3.36 (out of 74719 responses)**

Math Proficiency

**46%**

**45%**

Reading Proficiency

**58%**

**54%**

Gifted Students

**30%**

**—**

AP Enrollments

**—**

**—**

Graduation Rate

**—**

**90%**

Average ACT Score

**—**

**24 (out of 8829 responses)**

Average SAT Score

**—**

**1,140 (out of 26947 responses)**

#### Teacher Grade

**B**

**B**

Average Teacher Salary

**\$49,843**

**\$65,590**

Teachers in 1st or 2nd Year

**9%**

**24%**

*About this data: Facts and proficiency scores are provided by Niche, which compiles scores, community reviews and other data about schools across the United States. Ratings for this school are based on the most recent available facts for each school and district. Data compiled from the U.S. Department of Education, Private School Universe Survey, Common Core Data and others. Source: Niche Update Frequency: Quarterly*

## Community Reviews for this School

Posted: 5/6/2022 by Alum

I would like to see more taken care of and cleaner bathrooms. Also more control on students behaviors because of the bullying. I suggest to join the scholars if you are planning on attending.

Posted: 6/28/2020 by Parent

Teaching and leading in a middle school has to be a challenge, but the teachers, coaches and administrators at Nautilus Middle deserve a round of applause. This is a well-run school that strives to meet the divergent needs of its students. These students are mentally shifting from an elementary school and preparing for high school, and Nautilus does this very well. There are problems but they deal with them ASAP.



# Property Report

5161 Collins Ave, Apt 410, Miami Beach, FL 33140

---

Posted: 3/30/2020 by Alum

I honestly loved the teachers I had when I was in middle school. Every school will have a group of bad apples and students that fight but in all honesty, I enjoyed my middle school years.

---

Posted: 12/31/2019 by Middle School Student

I honestly loved the teachers I had when I was in middle school. Every school will have a group of bad apples and students that fight but in all honesty, I enjoyed my middle school years.



## School: Miami Beach Senior High School

### School Details

**Name**  
Miami Beach Senior High School

**Level**  
High

**Type**  
Public

**Grades Served**  
9-12

**School District**  
Miami-Dade County Public Schools

**Address**  
2231 Prairie Ave, Miami Beach, FL 33139

**Phone**  
(305) 532-4515

### School Facts

#### Miami Beach Senior High School

#### Miami-Dade County Public Schools

#### Overall Grade

**B**

**B+**

#### Total Enrollment

**2,258**

**328,589**

#### Students per Teacher

**24:1**

**24:1**

#### Students in Free Lunch Program

**61%**

**71%**

#### Academic Grade

**B**

**B+**

#### Average GPA

**3.38 (out of 1692 responses)**

**3.36 (out of 74719 responses)**

#### Math Proficiency

**21%**

**45%**

#### Reading Proficiency

**48%**

**54%**

#### Gifted Students

**15%**

**—**

#### AP Enrollments

**34%**

**—**

#### Graduation Rate

**90%**

**90%**

#### Average ACT Score

**26 (out of 241 responses)**

**24 (out of 8829 responses)**

#### Average SAT Score

**1,170 (out of 563 responses)**

**1,140 (out of 26947 responses)**

#### Teacher Grade

**B-**

**B**

#### Average Teacher Salary

**\$49,843**

**\$65,590**

#### Teachers in 1st or 2nd Year

**6%**

**24%**

*About this data: Facts and proficiency scores are provided by Niche, which compiles scores, community reviews and other data about schools across the United States. Ratings for this school are based on the most recent available facts for each school and district. Data compiled from the U.S. Department of Education, Private School Universe Survey, Common Core Data and others. Source: Niche Update Frequency: Quarterly*

## Community Reviews for this School

Posted: 9/29/2023 by Alum

Most amazing 4 years of my life. I met my forever friends. the faculty and staff were amazing, very helpful, and always on top of everything

Posted: 9/28/2023 by Sophomore

I love Miami Beach Senior high because there is everything. So, especially if your someone who may be indecisive on what you may wan to be in the future Beach High really helps in providing experience in all kinds of fields. Personally I felt as I am currently getting a well rounded form of education. However, I feel that if you need a lot of one-on-one Beach high might not be the best option, because the amount of kids does require you to be a somewhat independent learner and not depend so much on the teacher.

---

Posted: 8/13/2023 by Alum

Throughout the four years of this high school in Miami Beach, Florida, it's odd, as I traversed the COVID-19 restrictions as the class of 2023. Coinciding with the onset of the prolonged restrictions, it's no wonder that my sophomore year was the worst year in the entirety of my academic history, with loneliness purging in the sessions through a computer. But that one year and event alone don't tell the whole story. Due to the extracurriculars, atmosphere, and events during the senior year, it has contributed to the higher three-star rating I'd give the high school experience. And that's the best year ever in the academic life. There are problems that do have to be addressed. One of them is the student restrooms often locked due to students smoking, causing the rest in dire need, to suffer. The others are the sanitation of those said restrooms, as well as less security officers and teachers who are more assertive in their job and a better pay rate. Overall, it was mediocre

---

Posted: 7/21/2023 by Alum

My overall experience at Miami Beach Senior High School was unforgettable. As a student who transferred in the initiation of her junior year, I instantly felt as if I found a place which I could proudly call my second home. Despite the intense academic rigor of this school's International Baccalaureate IB program, I exemplified traits such as perseverance, diligence, and curiosity, due to the outstanding models provided by my professors and fellow peers. In addition, I attained numerous leadership positions, such as my senatorial position for my senior class, as well as my co-presidency of my school's chapter of the National Honor Society, which demonstrated to me the value and power of the unification of a community. I wish that future generations of students at this school would place greater emphasis upon executing charitable initiatives and fundraisers, and I am confident that they will, as they boldly carve new paths from those derived from generations of invaluable alumni.

---

Posted: 7/21/2023 by Alum

My overall experience at Miami Beach Senior High School was unforgettable. As a student who transferred in the initiation of her junior year, I instantly felt as if I found a place which I could proudly call my second home. Despite the intense academic rigor of this school's International Baccalaureate IB program, I exemplified traits such as perseverance, diligence, and curiosity, due to the outstanding models provided by my professors and fellow peers. In addition, I attained numerous leadership positions, such as my senatorial position for my senior class, as well as my co-presidency of my school's chapter of the National Honor Society, which demonstrated to me the value and power of the unification of a community. I wish that future generations of students at this school would place greater emphasis upon executing charitable initiatives and fundraisers, and I am confident that they will, as they boldly carve new paths from those derived from generations of invaluable alumni.

## About RPR (Realtors Property Resource)

- Realtors Property Resource® is a wholly owned subsidiary of the National Association REALTORS®.
- RPR offers comprehensive data – including a nationwide database of 164 million properties – as well as powerful analytics and dynamic reports exclusively for members of the NAR.
- RPR's focus is giving residential and commercial real estate practitioners, brokers, and MLS and Association staff the tools they need to serve their clients.
- This report has been provided to you by a member of the NAR.



## About RPR's Data

RPR generates and compiles real estate and other data from a vast array of sources. The data contained in your report includes some or all of the following:

- **Listing data** from our partner MLSs and CIEs, and related calculations, like estimated value for a property or median sales price for a local market.
- **Public records data** including tax, assessment, and deed information. Foreclosure and distressed data from public records.
- **Market conditions and forecasts** based on listing and public records data.
- **Census and employment data** from the U.S. Census and the U.S. Bureau of Labor Statistics.
- **Demographics and trends data** from Esri. The data in commercial and economic reports includes Tapestry Segmentation, which classifies U.S. residential neighborhoods into unique market segments based on socioeconomic and demographic characteristics.
- **Business data** including consumer expenditures, commercial market potential, retail marketplace, SIC and NAICS business information, and banking potential data from Esri.
- **School data and reviews** from Niche.
- **Specialty data sets** such as walkability scores, traffic counts and flood zones.



## Update Frequency

- Listings and public records data are updated on a continuous basis.
- Charts and statistics calculated from listing and public records data are refreshed monthly.
- Other data sets range from daily to annual updates.

## Learn more

For more information about RPR, please visit RPR's public website: <https://blog.narrpr.com>

