

90 SW 3rd St, Apt 3501

Miami, FL 33130



Fabrice Ernandes

Florida Real Estate License #3427417

Florida Appraisal License #3427417


📞 Work (786) 603-0184 | 📞 Work (786) 603-0184

📠 (305) 200-0133

✉️ info@fabriceernandes.com

🌐 <http://www.yourdreamia.com>

90 SW 3rd St, Apt 3501, Miami, FL 33130



Recently Closed 12/20 Closed / For Sale • Sold Date: 12/20/2024, MLS Listing A11675951: 10/14/2024

Closed Price

\$560,000

Closed Date 12/20/2024 Listing ID A11675951



2 Beds



2 Baths



1,093 Sq Ft



2008

Basic Facts

Type

Condo/Townhouse/Apt.

Zoning

6600:COMMERCIAL,LIBERAL

Days in RPR

67

Land Use

Condominium Unit (Residential)

Price by SqFt

\$512 per sq ft

APN/TaxID

01-4137-063-0240

Price to Est. Value

100%

Previously sold

for \$560,000 on 12/30/2024

RVM®

\$562,660

RVM® Updated 4/26/2025

RVM® Estimated Range

\$545.8K \$579.5K

RVM® Confidence



RVM® Month Change

↑ \$2,290

RVM® Year Change

↓ 2.07%

This report contains data and information that is publicly available and/or licensed from third parties and is provided to you on an "as is" and "as available" basis. The information is not verified or guaranteed. Neither this report nor the estimated value of a property is an appraisal of the property. Any valuation shown in this report has been generated by use of proprietary computer software that assembles publicly available property records and certain proprietary data to arrive at an approximate estimate of a property's value. Some portions of this report may have been provided by an RPR user; RPR is not responsible for any content provided by its users. RPR and its information providers shall not be liable for any claim or loss resulting from the content of, or errors or omissions in, information contained in this report.

90 SW 3rd St, Apt 3501, Miami, FL 33130

Property Information

Property Facts

Name	Public Facts	Listing Facts	Agent Refinements
Property Type	Condo/Townhouse/Apt.	Condo/Townhouse/Apt.	–
Property Subtype	Condominium Unit (Residential)	Condo	–
Bedrooms	2	2	–
Total Baths	2	2	–
Full Baths	2	2	–
Partial Baths	–	–	–
Living Area (sq ft)	1,093	1,093	–
Building Area (sq ft)	1,093	1,093	–
Lot Size	–	–	–
Garage	–	Attached	–
Garage (spaces)	0	1	–
Year Built	2008	2008	–
Heating	–	Central Heat	–
Cooling	–	Central Cooling	–
Construction	–	Cbs Construction	–
Number of Units	0	–	–
Number of Stories	–	45	–

90 SW 3rd St, Apt 3501, Miami, FL 33130

Interior Features

LISTING			
Appliance	Circuit Breakers, Dishwasher, Disposal, Dryer, Icemaker, Microwave, Electric Range, Refrigerator, Smoke Detector(S), Washer	Cooling	Central Cooling
Dining	Dining - Living, Eat-In Kitchen	Floor	Tile Floors
Heating	Central Heat	Pet	Restrictions Or Possible Restrictions
General	Split Bedrooms		

PUBLIC			
Adjusted Area	1093 sq ft	Total Area	1093 sq ft

Exterior Features

LISTING			
Construction	Cbs Construction	Garage	Attached
Parking	Parking-Assigned, Covered Parking, Valet Parking	View	Ocean View, Pool Area View, River
General	Open Balcony		

PUBLIC	
Neighborhood Code	100

Homeowner Association


Dues	\$1,167	Payments Per Year	12
------	---------	-------------------	----

Location Details

Area Description	41	Flood Zone	AE
------------------	----	------------	----






Photos

Listing Photos



Photos

Listing Photos



Photos

Listing Photos



Market Trends

Market Trends for Miami, FL 33130

Single Family + Condo/Townhouse/Apt.

March 2025

Market Type

Seller's Market

Balanced Market

Buyer's Market

Key Details

Months of Inventory	Sold to List Price %	Median Days in RPR	Median Sold Price
14.14	96.2%	76	\$512,500
7.94% MoM	0.64% MoM	32.14% MoM	13.87% MoM

90 SW 3rd St, Apt 3501, Miami, FL 33130

March 2025 Active Listings

Miami, FL 33130

Single Family + Condo/Townhouse/Apt.

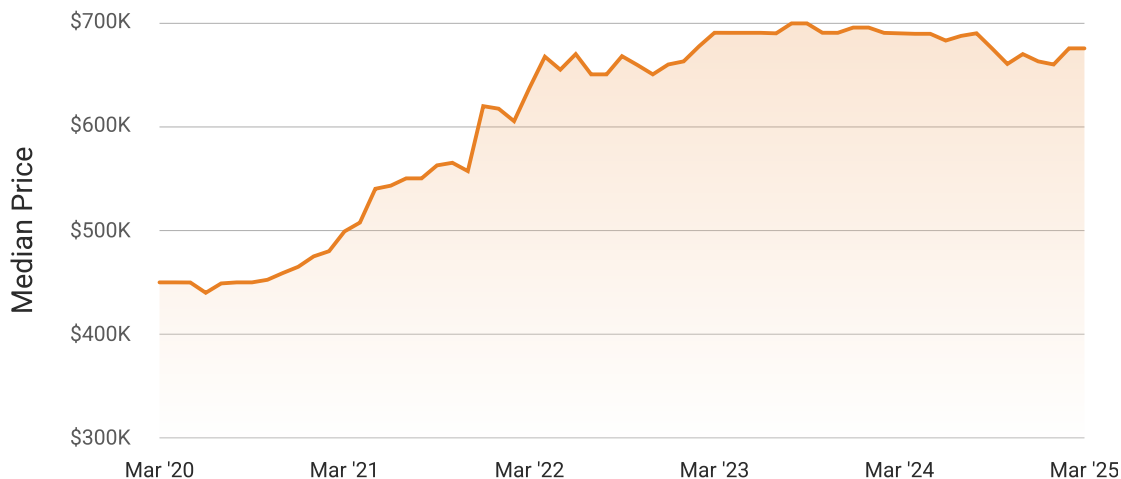
This graphic summarizes key statistics for properties that were in an active status on the last day of each month. RPR uses list date and a derived pending date to determine if the listing was active on the last day of the month. An end-of-month snapshot of active listings helps to understand inventory levels, price points and duration on the market.

Source: Listing sources

Update Frequency: Monthly

Median List Price - \$675,000

● 0% Month over Month



March 2025 Pending Listings

Miami, FL 33130

Single Family + Condo/Townhouse/Apt.

This graphic summarizes key statistics for properties that were in a pending status on the last day of the month. RPR uses the list date, a derived pending date and a derived off-market status date to determine if the listing was in a pending status on the last day of the month. An end-of-month snapshot of pending listings helps to understand inventory that is waiting to close, price points and duration on the market.

Source: Listing sources

Update Frequency: Monthly

Median List Price - \$580,000

↑ 11.5% Month over Month



90 SW 3rd St, Apt 3501, Miami, FL 33130

March 2025 Sold Listings

Miami, FL 33130

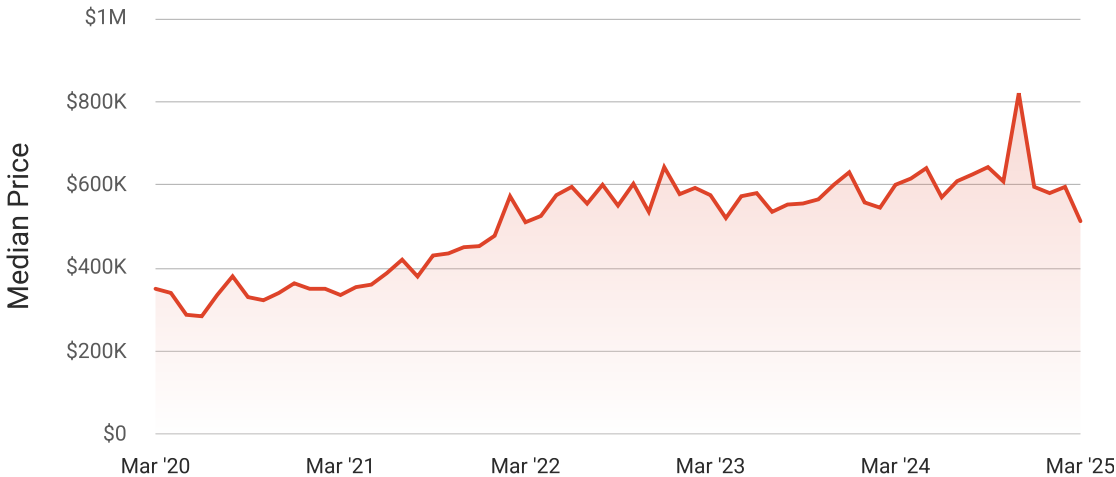
Single Family + Condo/Townhouse/Apt.

This graphic summarizes key statistics for properties that sold each month. RPR uses a derived sold date to determine when a property moved into a sold status within the given month. These statistics are important for understanding the price points on sold properties as well as the difference between the list price and sold price, which reveals whether buyers are paying over or under the asking price.

Source: Listing sources
Update Frequency: Monthly

Median Sold Price - \$512,500

↓ 13.9% Month over Month



90 SW 3rd St, Apt 3501, Miami, FL 33130

Neighborhood

Housing Facts & Stats

	33130	Miami	Miami-Dade...	Florida	USA
Median Estimated Home Value	\$538K	\$577K	\$550K	\$419K	\$370K
Est. Home Value 12-Mo. Change	+0.1%	+4.6%	+4.2%	-0.7%	+2.5%
Median List Price	\$675K	\$649K	\$615K	\$425K	–
List Price 1-Month Change	0%	+0%	+1.2%	+1.2%	–
List Price 12-Month Change	-2.1%	-3.8%	-4.7%	0%	–
Median Home Age	19	44	44	36	44
Own	15%	31%	52%	67%	65%
Rent	85%	69%	48%	33%	35%
\$ Total Value (of all buildings for which permits were issued)	–	–	\$3.66B	\$50.74B	\$365.37B
% Change in permits (for all buildings)	–	–	-34%	-6%	-6%
% Change in \$ value (for all buildings)	–	–	+14%	-1%	-5%

People Facts & Stats

	33130	Miami	Miami-Dade...	Florida	USA
Population	31K	447K	2.69M	21.93M	332.39M
Population Density per Sq Mi	31.78K	12.41K	1.41K	409	94
Pop Change since 2020	+6%	+3.3%	+1.2%	+5.8%	+2.1%
Median Age	38	40	41	43	39
Male / Female Ratio	55%	51%	49%	49%	50%

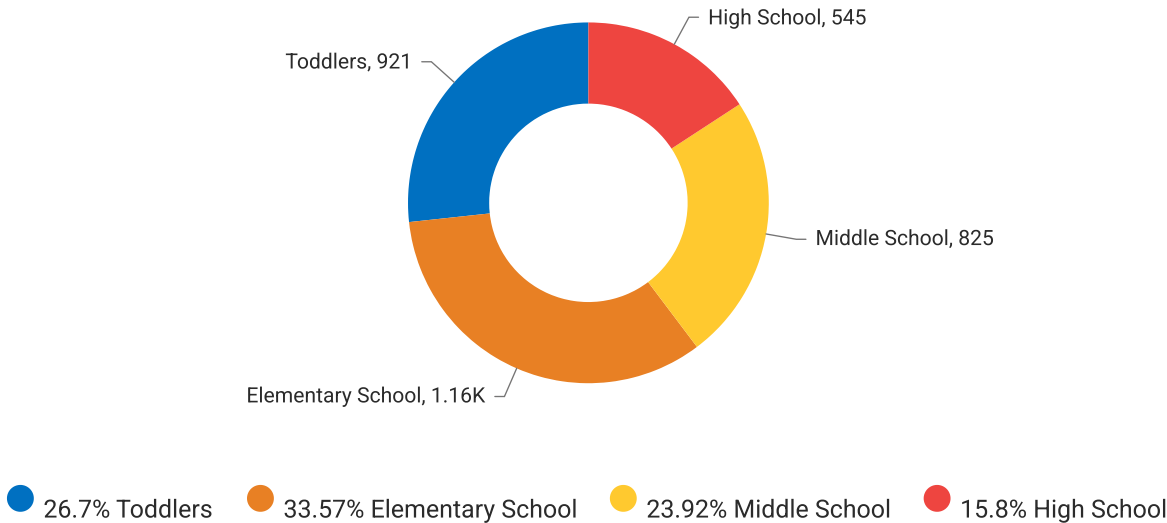
90 SW 3rd St, Apt 3501, Miami, FL 33130

Population of Children by Age Group in 33130

This chart shows the distribution of the population of children by age range — from birth to 17 — in the area of your search.

Source: U.S. Census

Update Frequency: Annually

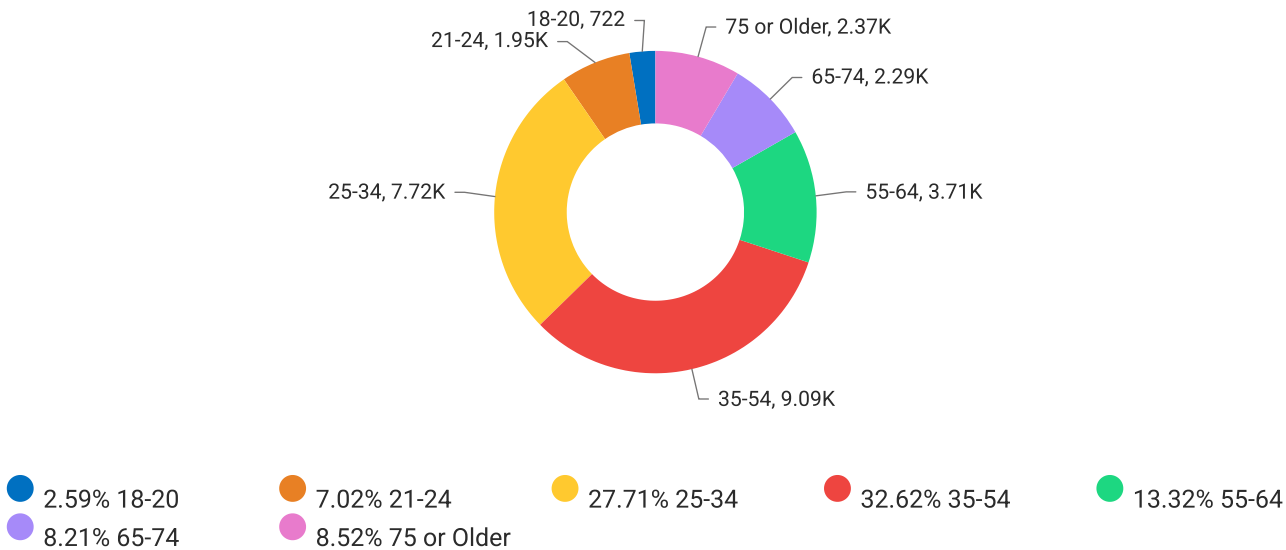


Population of Adults by Age Group in 33130

This chart shows the distribution of the population of adults by age range — from 18 to 75-plus — in the area of your search.

Source: U.S. Census

Update Frequency: Annually



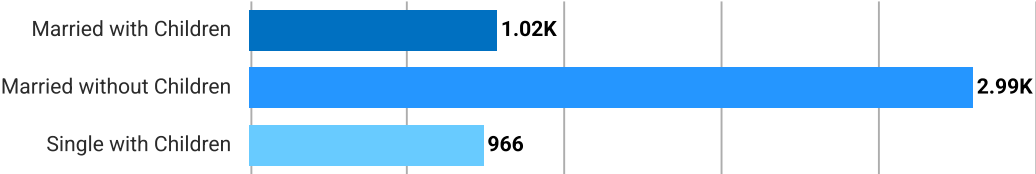
90 SW 3rd St, Apt 3501, Miami, FL 33130

Households With Children in 33130

This chart shows the distribution of households with children, categorized by marital status, in the area of your search.

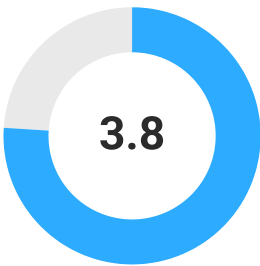
Source: U.S. Census

Update Frequency: Annually



Walkability Scores (out of 5)

Overall Score



Amenity Score

No data to display.

Leisure Score

No data to display.

This neighborhood or ZIP code is rated for walking access to general points of interest, reflected in the overall score, plus amenities (such as retail stores) and leisure (such as restaurants and parks). Other factors considered in the scores are street types, weather, public transportation and population density.

Source: Precisely

Update Frequency: Quarterly

About RPR

- RPR® is the nation's largest property database, exclusively for REALTORS®. It empowers REALTORS® to help buyers and sellers make informed decisions, backed by a real estate database covering more than 160 million residential and commercial properties in the United States.
- RPR is a wholly owned subsidiary of the National Association of REALTORS® and a member benefit to REALTORS®.
- RPR's data sources range from MLSs and county-level tax and assessment offices, to the U.S. Census and FEMA, to specialty data set providers such as Esri (consumer data), Niche (school information) and Precisely (geographic boundaries).

Learn More

For more information about RPR, please visit RPR's public website: <https://blog.narrpr.com>



RPR®