

ROSEWOOD
RESIDENCES
LIDO KEY

FEATURES & FINISHES





RESIDENCE FEATURES

- Abundant natural light from floor to ceiling windows
- Two spacious terraces with glass railings
- 11' volume ceilings except where dropped, per plan
- A selection of designer flooring throughout
- Rocky Mountain Hardware locksets & passage doors
- Recessed LED lighting included in the kitchen, hallways & baths, per plan
- Recirculating hot water loop system in each residence to ensure rapid hot water delivery
- Pre-wired shade pockets
- Linear slot air diffusers per plan
- 8' solid core 1.75" thick interior doors
- Level 5 smooth finish drywall walls & ceilings, two coats of finish paint
- Contemporary profile 7-1/2" wood baseboard & 3-1/2" door casing
- Fire protection sprinkler system
- Private garage with EV charger
- Pre-wired expandable home automation system

GOURMET KITCHEN

- Irpinia luxury 42" upper cabinetry with wide style & finish selections, soft-closing doors & drawers, & extensive hardware & accessory options
- Designer countertop selection
- Panel-ready appliance packages including:
 - 36" Sub-Zero integrated column refrigerator
 - 18" Sub-Zero integrated column freezer
 - 36" Wolf six burner gas cooktop
 - 36" Wolf "slimline" ventilation hood
 - 30" Wolf wall oven
 - 30" Wolf electric speed wall oven
 - 30" Wolf warming drawer
- Miele full-size dishwasher
- Sub-Zero tower & undercounter wine cooler, per plan
- Waterworks fixtures

OUTDOOR KITCHEN

- 24" Sub-Zero undercounter beverage center
- Artisan grill with Zephyr ventilation, per plan

OWNER'S ENSUITE BATH

- Custom cabinetry with wide style & finish selections
- Wide selection of floor & wall tile
- Designer countertop selection
- Exquisite European plumbing fixtures by Waterworks
- Dual-entry shower with rain head, body spray & hand shower fixture
- Frameless glass walk-in shower with concealed drain
- Freestanding soaking tub
- Dual porcelain undermount sinks on separate vanities
- Two private water closets
- Waterworks fixtures

ENSUITE GUEST BATHS

- Custom cabinetry with wide style & finish selections
- Designer countertop selection
- Exquisite European fixtures by Waterworks
- Frameless glass walk-in shower
- Porcelain undermount sink
- Waterworks fixtures

SERVICE GALLEY & UTILITY ROOM

- Privately accessed from service corridor
- Sub-Zero refrigerator/freezer, per plan
- Wolf oven
- Full-size Miele dishwasher
- Designer countertop selection
- High efficiency washer & dryer
- Stainless-steel laundry sink
- Waterworks fixtures



Kitchen



36" DESIGNER COLUMN REFRIGERATOR - PANEL READY



Kitchen (All Residences)
Service Galley (Residences 01, 02)

18" DESIGNER COLUMN FREEZER WITH ICE MAKER - PANEL READY



Kitchen (All Residences)
Service Galley (Residences 01, 02)



42" CLASSIC FRENCH DOOR REFRIGERATOR/FREEZER - PANEL READY



Service Galley & Utility Room
(Residences 03, 04, 05, 06, 07, 08)



36" SEALED BURNER RANGETOP WITH RED OR BLACK KNOBS



36" WOLF COOKTOP WALL HOOD





**30" WOLF E SERIES SINGLE
ELECTRIC WALL OVEN**



Kitchen & Service Galley

30" WARMING DRAWER



Kitchen



**30" E SERIES TRANSITIONAL
SPEED OVEN**



Kitchen



**24" FULLY INTEGRATED
DISHWASHER - PANEL READY**



Kitchen & Service Galley

Kitchen



24" DESIGNER WINE STORAGE - PANEL READY



Wet Bar
(Residences 01, 02, 05, 06, 07 & 08)

24" DESIGNER UNDERCOUNTER BEVERAGE CENTER - PANEL READY



Morning Bar

24" DESIGNER UNDERCOUNTER WINE STORAGE - PANEL READY




Kitchen Island
(Two in 03 & 04)

WATERWORKS

**BOND TANDEM SERIES INTEGRATED
PULL SPRAY FAUCET**



KERR STAINLESS STEEL SINK



(39" Long x 18" Wide x 10" Depth)

**.25 HIGH PROFILE FAUCET WITH
SHORT HANDLE**



Bar Faucet

**ROUND STAINLESS
STEEL SINK**



Bar Sink

Outdoor Kitchen


Artisan

ARTISAN GAS GRILL



ZEPHYR

ZEPHYR ESSENTIALS POWER
SERIES WALL MOUNT HOOD



24" OUTDOOR UNDERCOUNTER
REFRIGERATOR



NATUREKAST CABINETS

Outdoor Kitchen
(Shaker Style – Limited Color Selections)



Dark Wood Tone



Light Wood Tone



White Finish

WATERWORKS

**BOND UNION SERIES FLOOR
MOUNTED EXPOSED TUB FILLER
AND HAND SHOWER**



**UNIVERSAL ROUND FLAT 9 1/2"
RAIN SHOWER HEAD**



UNIVERSAL BODY SPRAY



**BOND UNION SERIES ROUND
THERMOSTATIC CONTROL VALVE
TRIM WITH ENAMEL GUILLOCHE
LINES KNOB HANDLE**




WATERWORKS

**BOND UNION SERIES VOLUME
CONTROL WITH ENAMEL
GUILLOCHE LINES KNOB HANDLE**



BOND HANDSHOWER ON HOOK



BOND TOWEL BAR



Two towel bars in addition to those
integrated into shower enclosure

BOND TOILET PAPER HOLDER



BOND ROBE HOOK



Owner's Bath

BOND UNION SERIES FAUCET WITH ENAMEL GUILLOCHE LINES KNOB HANDLES



CLARA UNDERMOUNT OVAL WITH WHITE VITREOUS CHINA FINISH





CLAYBROOK

SOHO FREESTANDING TUB WITH DOVER
WHITE NATURAL EXTERIOR AND DOVER
WHITE HONED INTERIOR



(59" Long x 32" Wide x 22" Depth)


TOTO

ID Infinity Drain

NEXUS ONE-PIECE ELONGATED
BOWL, SLIM SEAT TOILET



INFINITY TILE INSERT
SHOWER DRAIN



Secondary Baths

WATERWORKS

LUDLOW SHINOLA EDITION WITH
TWO-TONE LEVER HANDLES



CLARA UNDERMOUNT OVAL WITH
WHITE VITREOUS CHINA FINISH



WATERWORKS

EASTON METAL WALL
MOUNTED TOWEL RING



Powder Room

BOND TOWEL BAR



ID Infinity Drain

INFINITY TILE DRAIN



Service Galley & Utility Room



SERVICE AND UTILITY SINK



(25" Long x 19" Wide x 10" Depth)

WATERWORKS

WATERWORKS BOND SOLO SERIES INTEGRATED PULL SPRAY FAUCET



Miele

**24" FULLY INTEGRATED DISHWASHER -
PANEL READY**



 **Electrolux**

**ELECTROLUX PERFECT
STEAM WASHER**



ELECTROLUX DRYER



Cabinets




For over half a century, Irpinia Kitchens has provided a luxurious brand of fine cabinetry to North America.

Their talented designers combine the best of the best of European flare, with an infusion of character and functionality. Unlimited customization options combined with strict attention to the finer details, are both important elements to achieve highly sophisticated and unique designs.

Irpinia is FSC Certified. What is FSC? It is an international non-profit organization for ensuring the world's forests are managed in an environmentally responsible, socially acceptable and economically viable manner.

Irpinia carefully selects the finest woods and raw materials that maintain the highest environmental and sustainability standards.





CUTLERY DIVIDER



BLIND CORNER PULLOUTS



MULTIPLE DRAWER STACKS



DOUBLE WASTE PULLOUT




Accessories are included as plan allows

Cabinets

DOOR STYLE OPTIONS




D cor




Brixton



Tuscon




Alpha



Chateau

LACQUER FINISH OPTIONS


Available in All 5 Door Styles




White




Cremini



Soft White



Moonglow



Calm



Blue Gaze



Catalina




Gunpowder


Cabinets

STAINED MAPLE WOOD FINISH OPTIONS

Available in All 5 Door Styles




Iron Grey



Gotham Grey



Silver Mist



Porcini




Belen



Terra

ARTISAN VENEER FINISH OPTIONS


Available in Décor Door Style Only



Charred Maple




Cremma White




Molina Ash




Limed Brown Oak




Aurora Oak



Reflection



Textured Silk




Burnt Oak

Cabinets

HIGH GLOSS FINISH OPTIONS


Available in Décor



Aspen



London Fog



Mocha Oak



Imperia



Midnight Silver



French Walnut

INTERIOR CABINET FINISH OPTIONS


Available in All 5 Door Styles



Taupe



White Calico



Charcoal Calico

Hardware

ROCKY MOUNTAIN H A R D W A R E

CABINET HARDWARE

(Available in Polished Chrome, Brushed Nickel or Matte Black)



Available in 5 ¼ & 8 ½ Lengths



ROCKY MOUNTAIN

H A R D W A R E

CABINET HARDWARE

(Available in Polished Chrome, Brushed Nickel or Matte Black)




Countertops




3cm Thickness – 2 1/2" Thick Edge Treatment



Calcutta Gold



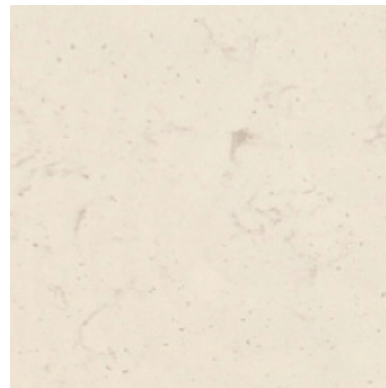
Glow



Haze



Lyra

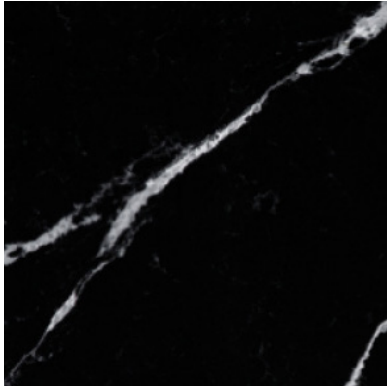


Marfil





3cm Thickness – 2 1/2" Thick Edge Treatment




Marguina




Miami Vena




Pietra



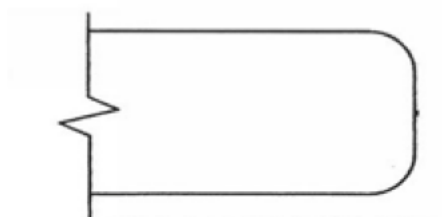
Serena



Tebas Blask



HALF BULLNOSE



TOP & BOTTOM ROUND

Trim

INTERIOR WOOD DOOR



8' Tall, 1.75" Thick

SQUARE KNUCKLE HINGES



Finish to Match Door Hardware
(4" x 4")

ROCKY MOUNTAIN

H A R D W A R E

ENTRY DOOR HARDWARE



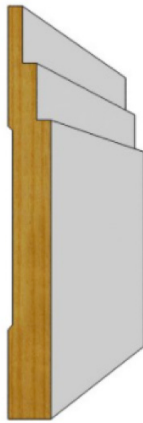
Available colors Chrome, Polished Brass,
Black & Satin Nickel

INTERIOR DOOR HANDLE



Available colors Chrome, Polished Brass,
Black & Satin Nickel

BASE PROFILE - POPLAR



(3/4" x 7-1/4")

CASING PROFILE - POPLAR



(3/4" x 3-1/2")

VENTILATED WOOD CLOSET SHELVE



Guest Bedrooms

Flooring

PORCELAIN FLOOR & WALL TILE

NATURE - MATTE FINISH ONLY


12 x 24, 24 x 24 & 24 x 48



NA10 Statuario Bianco



NA05 Dolomite




NA20 Carrara



NA25 Calacatta Vagli



NA07 Calacatta Gold



NA15 Belvedere

PORCELAIN FLOOR & WALL TILE

FOSSILIQUE

FINISHES POLISHED AND LAPPATO

12 x 24, 24 x 24 & 24 x 48



Bedrock Beige FL01



Crystal Gray FL02



Mineral Umber FL03

Flooring

PORCELAIN FLOOR & WALL TILE

THE THIRTIES

30 x 30 Honed Finish

STONEPEAK
high tech porcelain



Statuarietto



Calacatta Oro



Bianco Carrara




Cremino



Travertino Grigio



Travertino Chiaro



Bardiglietto

PORCELAIN FLOOR & WALL TILE

PRO
HONED AND POLISHED FINISH

12 x 24, 24 x 24 & 35 x 35




Ivory




Sand



Nude



Cement



Concrete

PORCELAIN FLOOR & WALL TILE

SABBIA MARMO

MATTE FINISH


12 x 24, 24 x 24 & 24 x 48



SB40 White



SB41 Medium Gray



SB42 Dark Gray

PORCELAIN FLOOR & WALL TILE

BRAVADO

12 x 24, 24 x 24 & 24 x 48



Steel Gray BV01



Aged Bronze BV02



Gunmetal Brown BV03

PORCELAIN FLOOR & WALL TILE

WOODLAND

8 x 48



HWL03 Natural



HWL05 Gray




HWL09 Walnut

PORCELAIN FLOOR & WALL TILE

BRAVADO

8 x 48



PINE
1103297 - 8" x 48"



BIRCH
1103295 - 8" x 48"



TEAK
1103293 - 8" x 48"



WHITE OAK
1103296 - 8" x 48"



CHESTNUT
1103294 - 8" x 48"




POPLAR
1103292 - 8" x 48"

PORCELAIN FLOOR & WALL TILE

TREVERKCHIC

12 x 48



Africa



Francese



Americano

Plans, materials and specifications are subject to architectural and other revisions at the sole discretion of the developer, builder or architect, or as may be requested by law. Floor plans may not be to scale. Any furniture, appliances or decorator ready items depicted herein are shown for artistic and illustrative purposes only and are not included in the purchase and sale of the condominium unit. There are various methods for calculating the total square footage of a condominium unit, and depending on the method of calculation, the quoted square footage of a condominium unit may vary. The dimensions stated in this brochure are measured to the exterior boundaries of the exterior walls of the condominium building and the centerline of interior demising walls and, in fact, are larger than the dimensions of the "Unit" as defined by the Declaration of Condominium for Rosewood Residences Lido Key, which are measured using interior measurements. All dimensions are approximate and all floor plans and development plans are subject to change. All dimensions are approximate and all floor plans and development plans are subject to change.

This project has been filed in the state of Florida and no other state. This is not an offer to sell or solicitation of offers to buy the condominium units in states where such offer or solicitation cannot be made. Prices, availability, artist's renderings, dimensions, specifications, and features are subject to change at any time without notice. Rosewood Residences Lido Key is owned and being developed, offered and sold by WSR Lido Beach, LLC ("Developer"). The project is not owned, developed or sold by Rosewood Hotels and Resorts, L.L.C. or any of its affiliates ("Rosewood"). Developer uses the Rosewood marks pursuant to a license agreement with Rosewood, which may be terminated under certain conditions. Rosewood does not assume any responsibility or liability in connection with the condominium. Rosewood is not responsible for the content presented in this email, including but not limited to any advertising claims, marketing practices and data collection, use and privacy practices.

The design concepts for the model residences at the Rosewood Residences Lido Key, including all furnishings and certain fixtures and finishes, were conceived by WSR—Lido Beach, LLC or its designers. Certain of such design concepts were approved by Rosewood and its affiliates for the sole purpose of ensuring that units are in conformity with certain Rosewood design and brand standards. Except to the limited extent described in the immediately preceding sentence, Rosewood and its affiliates were not otherwise involved in developing the design concepts or selecting the furnishings, fixtures and finishes for any units. In no event does Rosewood and its affiliates make any representations or warranties that the design concepts or the furnishings, fixtures and finishes for units are consistent with the image, quality, design standards and expectations of the Rosewood brand.

Unless otherwise expressly provided for in the governing documents for the condominium, all of the services, amenities and benefits made available to residential owners at the Rosewood Residences Lido Key are subject to change, replacement, modification or discontinuance. Fees for certain services may apply. Access to amenities may be subject to occupancy requirements and hours of operation.

The Ronto Group, Rosewood Hotels and Resorts, Sub-Zero/Wolf, Miele and Waterworks are registered trademarks of the respective companies.

Artistic Credits:

Michael Dweck / Mermaid 90 / Living Room
Khariza Rae / The Good Life, Warm / Bar Area / [minted.com](https://www.minted.com) / [kharizrae.com](https://www.kharizrae.com)
Lori Childers / Girl in Swing / Master Bedroom

© Copyright 2023. All rights reserved. The Ronto Group®, Rosewood Hotels and Resorts®



ORAL REPRESENTATIONS CANNOT BE RELIED UPON AS CORRECTLY STATING REPRESENTATIONS OF THE DEVELOPER. FOR CORRECT REPRESENTATIONS, MAKE REFERENCE TO THIS BROCHURE AND TO THE DOCUMENTS REQUIRED BY SECTION 718.503, FLORIDA STATUTES, TO BE FURNISHED BY A DEVELOPER TO A BUYER OR LESSEE.

ROSEWOOD RESIDENCES LIDO KEY

Developed by The Ronto Group in partnership with Wheelock Street Capital

Just 65 private residences on 11 floors with unobstructed Gulf of Mexico views

Absolute beachfront — step outside to three pristine miles of sugar-soft sand beaches

Sophisticated design by Swedroe Architects, Miami

An engaging landscape & beach club designed by award-winning Design Studio Boca Landscape architects

All common areas designed by Lillian Wu Studio, NY

Expansive floor plans & unparalleled feature & finish selections

Steps to St. Armands Circle boutiques, restaurants, salons & spas, just across the bridge to Sarasota's galleries, theaters, ballet & opera

941-888-3131 · *residenceslidokey.com*

Sales Gallery: 540 John Ringling Boulevard, Sarasota, Florida 34236