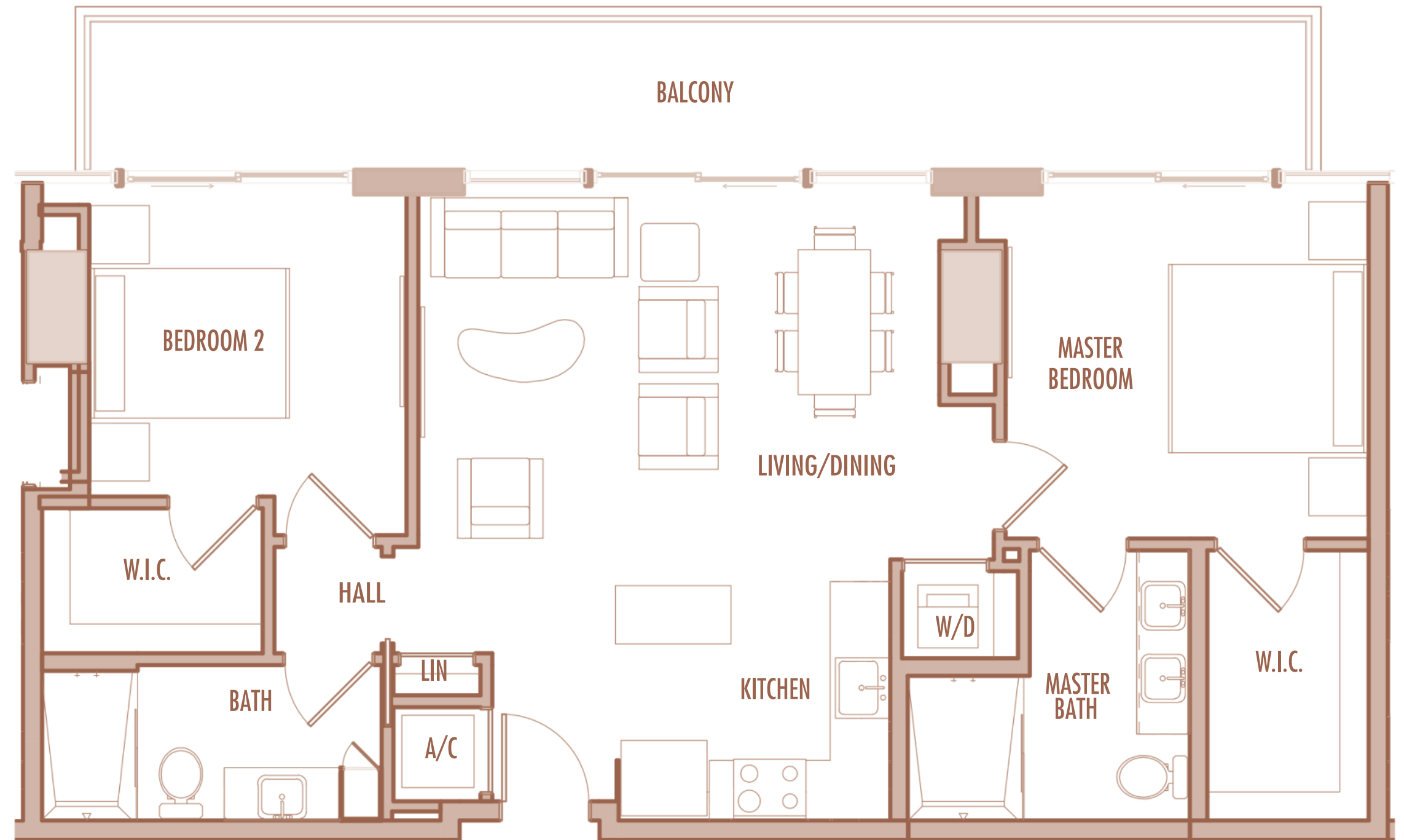
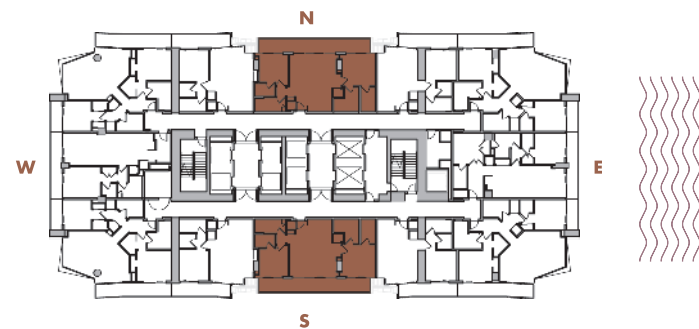


B-1

2 BEDROOM + 2 BATHROOM

LEVELS : 50 (HOTEL RESIDENCE)
: 51-57 (SKY RESIDENCE)

INTERIOR :	1,060 SqFt	98 SqM
BALCONY :	205-245 SqFt	19-23 SqM
TOTAL :	1,265-1,305 SqFt	118-121 SqM



Given the nature of condominium ownership, the Unit boundaries are precisely defined in such a manner so that all components of the Building which are (or are potentially) utilized either by other Units or the Common Elements are excluded from the Unit. This would exclude, for instance, all structural walls, columns etc. and essentially limits the Unit boundaries to the interior airspace between the perimeter walls and excludes all interior structural components. For the precise Unit boundaries, see Section 3.2 of the Declaration. For your reference, the area of the Unit, determined in accordance with these defined Unit boundaries, is set forth hereon (and labeled as "Unit Area"). Please note that the unique way of defining the boundaries actually makes the Unit appear to be smaller than it actually would be if standard architectural measuring techniques were used. Typically, apartments are measured to the exterior boundaries of the exterior walls and to the centerline of interior demising walls or to the exterior of walls adjoining corridors or other Common Elements without excluding areas that may be occupied by columns or other structural components.

B-2

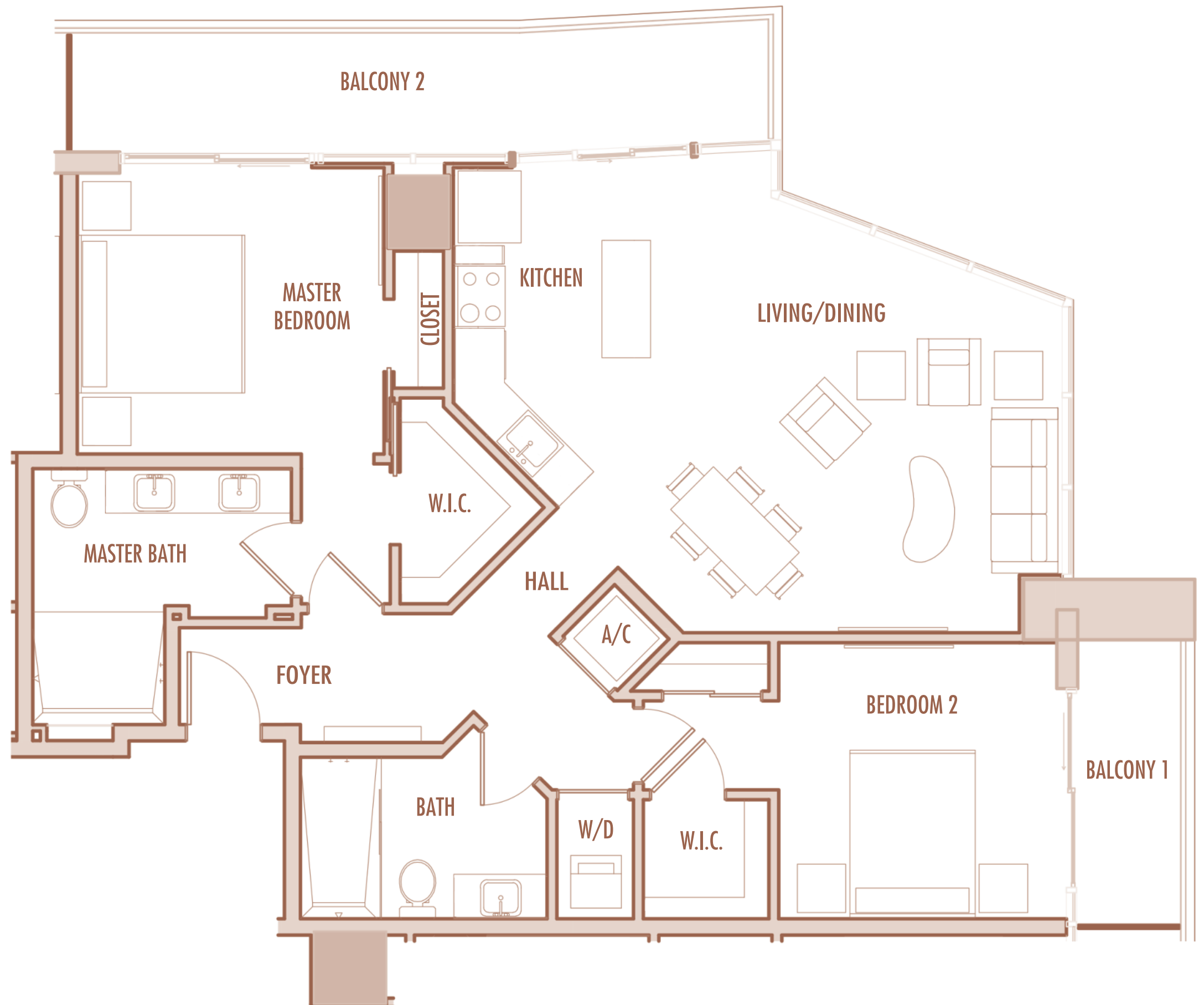
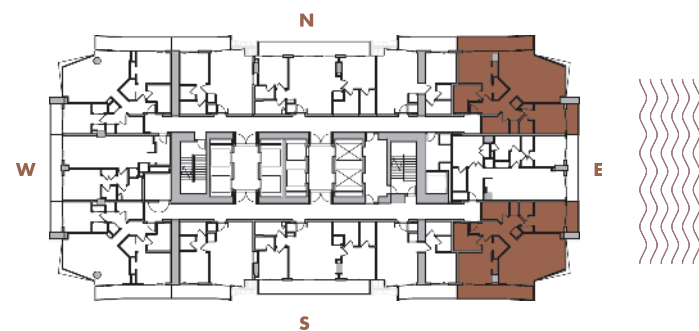
2 BEDROOM + 2 BATHROOM

LEVELS : 50 (HOTEL RESIDENCE)
: 51-54 (SKY RESIDENCE)

INTERIOR : 1,240 SqFt 98 SqM

BALCONY : 225 SqFt 19-23 SqM

TOTAL : 1,465 SqFt 118-121 SqM



Given the nature of condominium ownership, the Unit boundaries are precisely defined in such a manner so that all components of the Building which are (or are potentially) utilized either by other Units or the Common Elements are excluded from the Unit. This would exclude, for instance, all structural walls, columns etc. and essentially limits the Unit boundaries to the interior airspace between the perimeter walls and excludes all interior structural components. For the precise Unit boundaries, see Section 3.2 of the Declaration. For your reference, the area of the Unit, determined in accordance with these defined Unit boundaries, is set forth hereon (and labeled as "Unit Area"). Please note that the unique way of defining the boundaries actually makes the Unit appear to be smaller than it actually would be if standard architectural measuring techniques were used. Typically, apartments are measured to the exterior boundaries of the exterior walls and to the centerline of interior demising walls or to the exterior of walls adjoining corridors or other Common Elements without excluding areas that may be occupied by columns or other structural components.

B-3

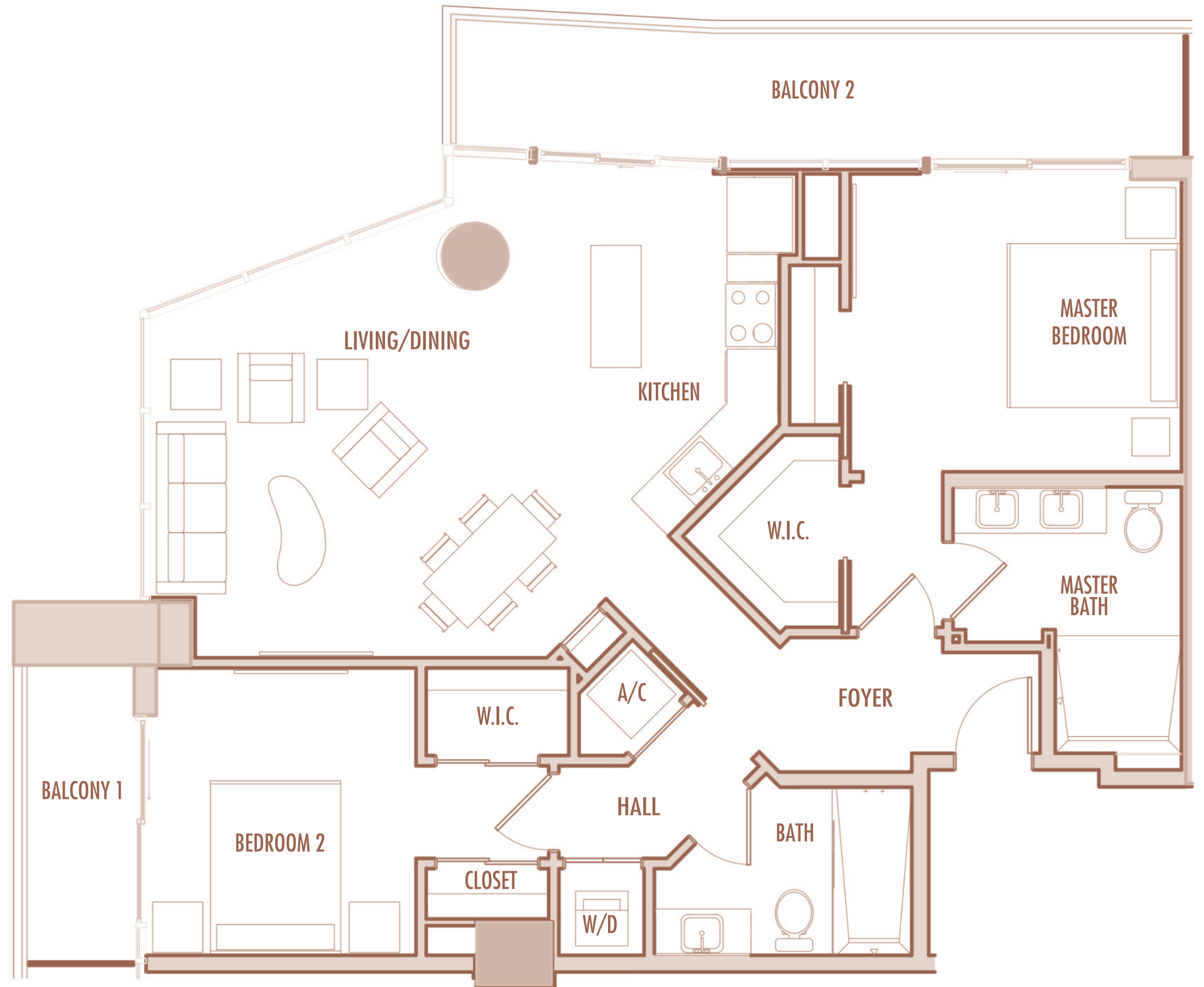
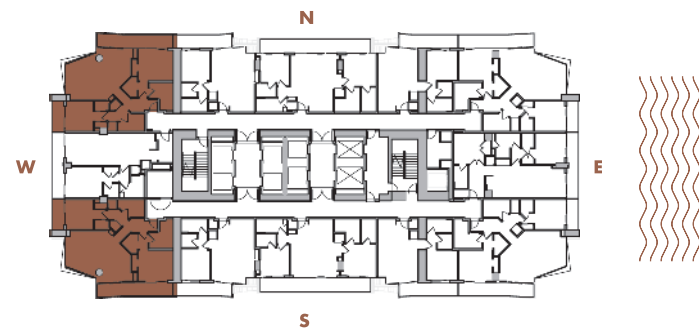
2 BEDROOM + 2 BATHROOM

LEVELS : 50 (HOTEL RESIDENCE)
: 51-54 (SKY RESIDENCE)

INTERIOR : 1,250 SqFt 116 SqM

BALCONY : 225 SqFt 21 SqM

TOTAL : 1,475 SqFt 137 SqM



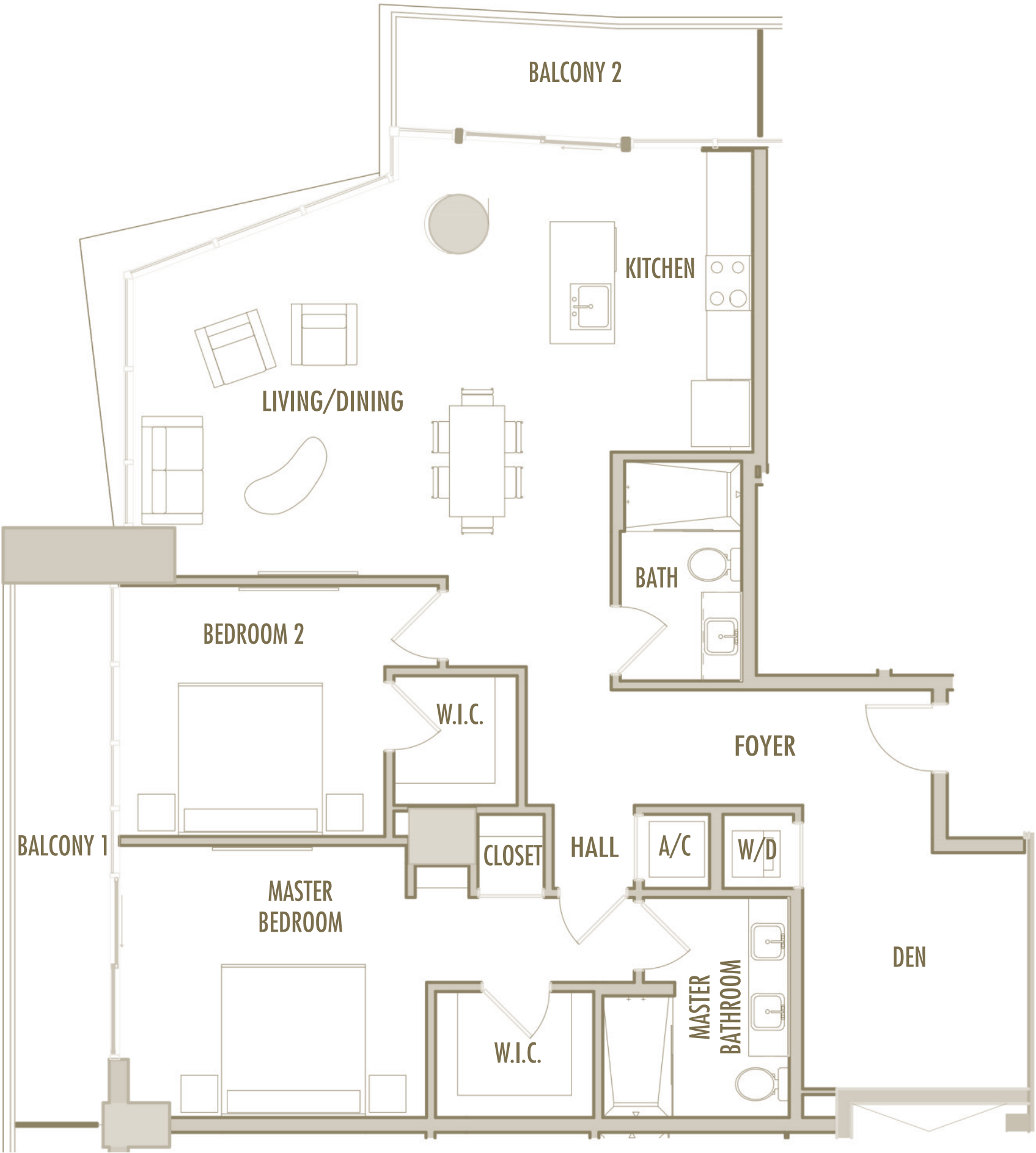
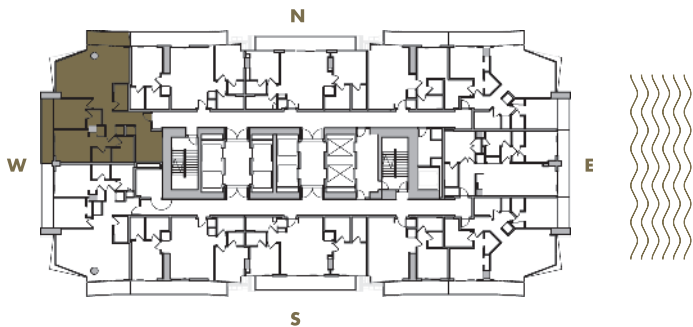
Given the nature of condominium ownership, the Unit boundaries are precisely defined in such a manner so that all components of the Building which are (or are potentially) utilized either by other Units or the Common Elements are excluded from the Unit. This would exclude, for instance, all structural walls, columns etc. and essentially limits the Unit boundaries to the interior airspace between the perimeter walls and excludes all interior structural components. For the precise Unit boundaries, see Section 3.2 of the Declaration. For your reference, the area of the Unit, determined in accordance with these defined Unit boundaries, is set forth hereon (and labeled as "Unit Area"). Please note that the unique way of defining the boundaries actually makes the Unit appear to be smaller than it actually would be if standard architectural measuring techniques were used. Typically, apartments are measured to the exterior boundaries of the exterior walls and to the centerline of interior demising walls or to the exterior of walls adjoining corridors or other Common Elements without excluding areas that may be occupied by columns or other structural components.

B-4

2 BEDROOM + DEN + 2 BATHROOM

LEVELS : 55-56

INTERIOR :	1,460 SqFt	136 SqM
BALCONY :	210-215 SqFt	19,5-20 SqM
TOTAL :	1,670-1,675 SqFt	155-156 SqM



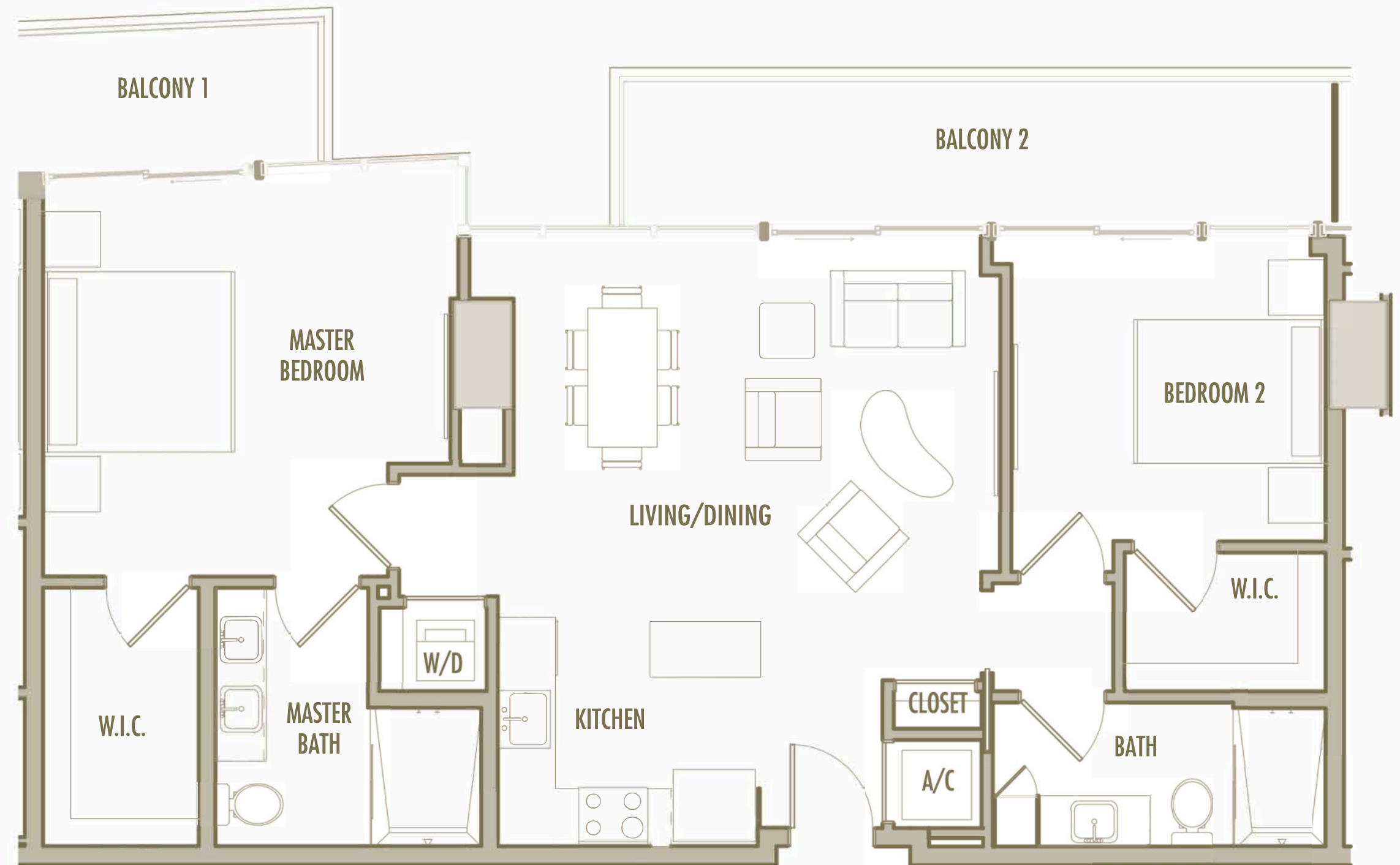
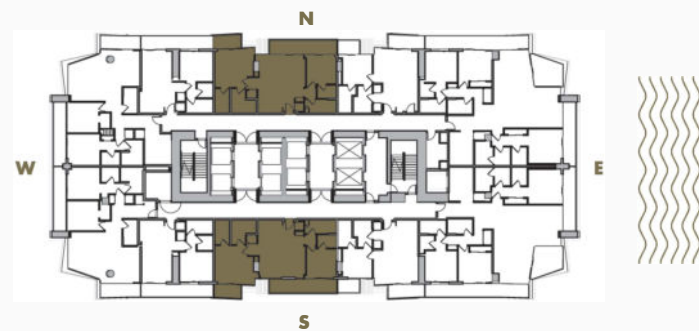
Given the nature of condominium ownership, the Unit boundaries are precisely defined in such a manner so that all components of the Building which are (or are potentially) utilized either by other Units or the Common Elements are excluded from the Unit. This would exclude, for instance, all structural walls, columns etc. and essentially limits the Unit boundaries to the interior airspace between the perimeter walls and excludes all interior structural components. For the precise Unit boundaries, see Section 3.2 of the Declaration. For your reference, the area of the Unit, determined in accordance with these defined Unit boundaries, is set forth hereon (and labeled as "Unit Area"). Please note that the unique way of defining the boundaries actually makes the Unit appear to be smaller than it actually would be if standard architectural measuring techniques were used. Typically, apartments are measured to the exterior boundaries of the exterior walls and to the centerline of interior demising walls or to the exterior of walls adjoining corridors or other Common Elements without excluding areas that may be occupied by columns or other structural components.

B-5

2 BEDROOM + 2 BATHROOM

LEVELS : 58-62

INTERIOR :	1,120 SqFt	104 SqM
BALCONY :	205-210 SqFt	19-19,5 SqM
TOTAL :	1,325-1,330 SqFt	123-124 SqM



Given the nature of condominium ownership, the Unit boundaries are precisely defined in such a manner so that all components of the Building which are (or are potentially) utilized either by other Units or the Common Elements are excluded from the Unit. This would exclude, for instance, all structural walls, columns etc. and essentially limits the Unit boundaries to the interior airspace between the perimeter walls and excludes all interior structural components. For the precise Unit boundaries, see Section 3.2 of the Declaration. For your reference, the area of the Unit, determined in accordance with these defined Unit boundaries, is set forth hereon (and labeled as "Unit Area"). Please note that the unique way of defining the boundaries actually makes the Unit appear to be smaller than it actually would be if standard architectural measuring techniques were used. Typically, apartments are measured to the exterior boundaries of the exterior walls and to the centerline of interior demising walls or to the exterior of walls adjoining corridors or other Common Elements without excluding areas that may be occupied by columns or other structural components.

B-6

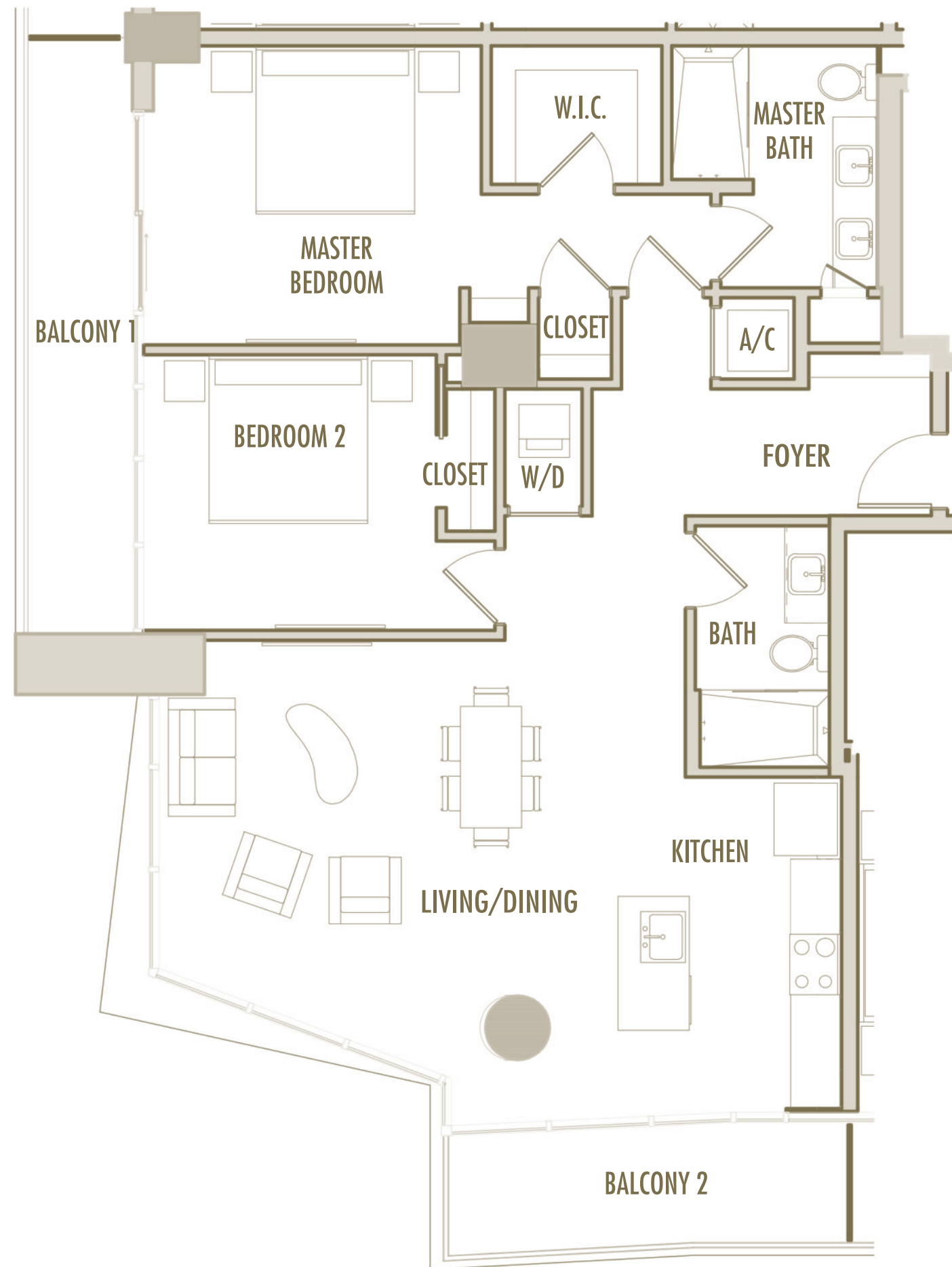
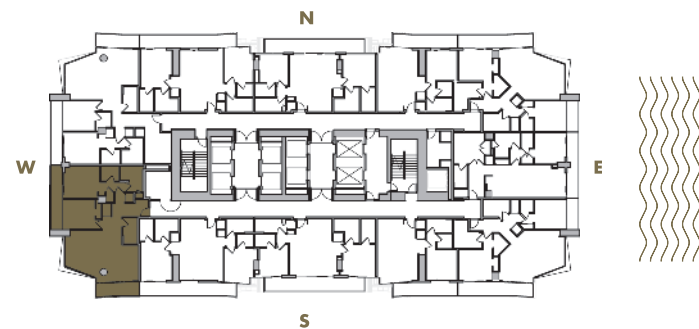
2 BEDROOM + 2 BATHROOM

LEVELS : 55-56

INTERIOR : 1,300 SqFt 121 SqM

BALCONY : 215 SqFt 20 SqM

TOTAL : 1,515 SqFt 141 SqM



Given the nature of condominium ownership, the Unit boundaries are precisely defined in such a manner so that all components of the Building which are (or are potentially) utilized either by other Units or the Common Elements are excluded from the Unit. This would exclude, for instance, all structural walls, columns etc. and essentially limits the Unit boundaries to the interior airspace between the perimeter walls and excludes all interior structural components. For the precise Unit boundaries, see Section 3.2 of the Declaration. For your reference, the area of the Unit, determined in accordance with these defined Unit boundaries, is set forth hereon (and labeled as "Unit Area"). Please note that the unique way of defining the boundaries actually makes the Unit appear to be smaller than it actually would be if standard architectural measuring techniques were used. Typically, apartments are measured to the exterior boundaries of the exterior walls and to the centerline of interior demising walls or to the exterior of walls adjoining corridors or other Common Elements without excluding areas that may be occupied by columns or other structural components.

B-7

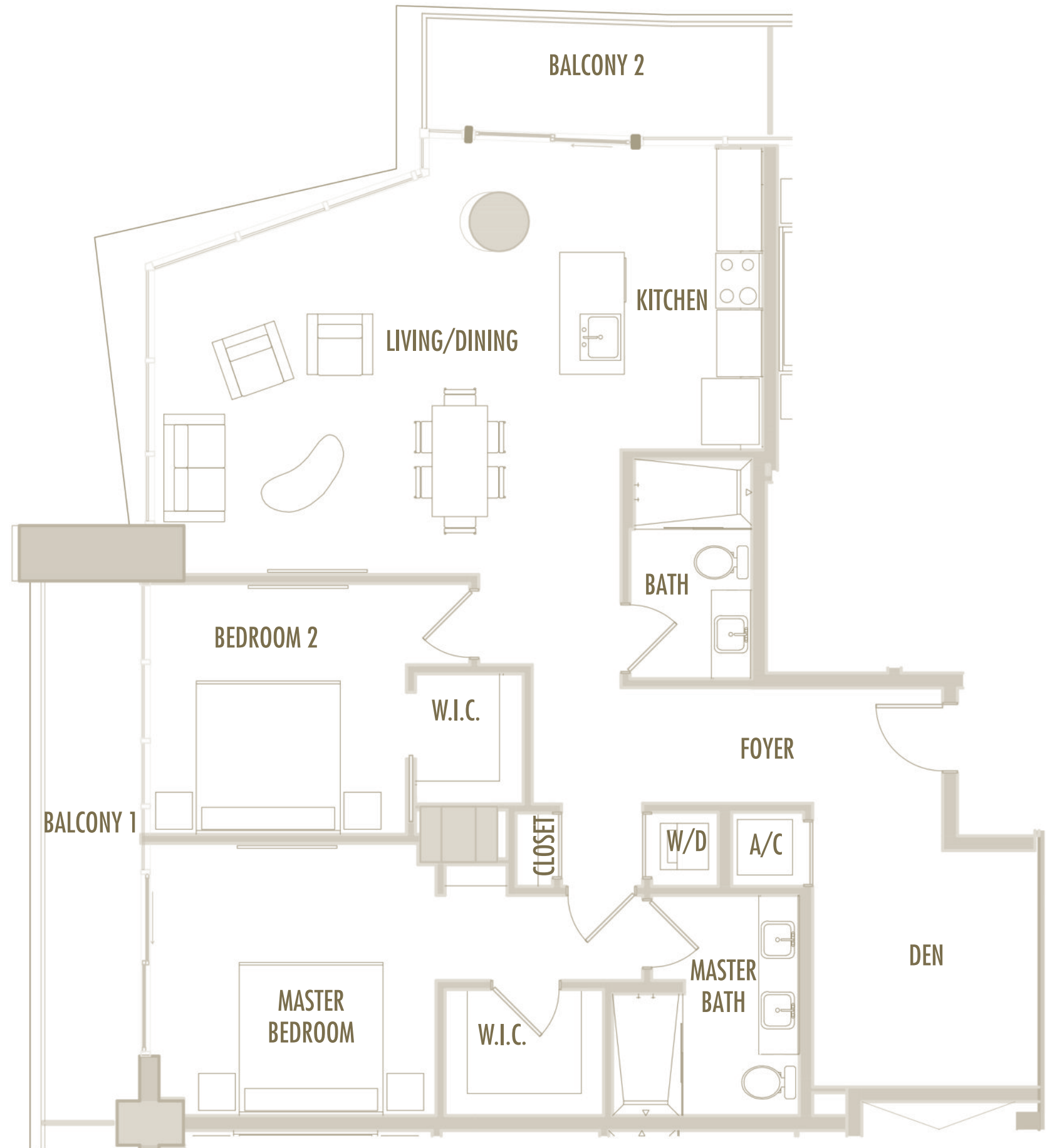
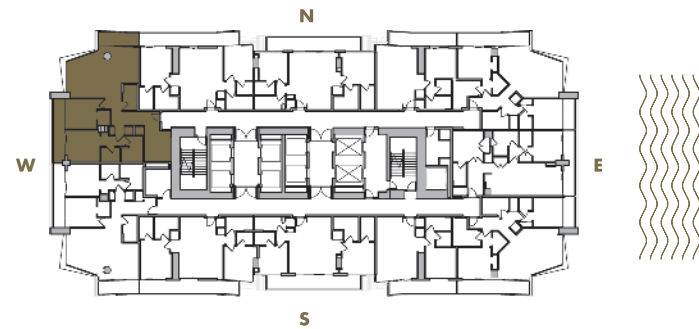
2 BEDROOM + DEN + 2 BATHROOM

LEVELS : 57

INTERIOR : 1,425 SqFt 132 SqM

BALCONY : 205 SqFt 19 SqM

TOTAL : 1,630 SqFt 151 SqM



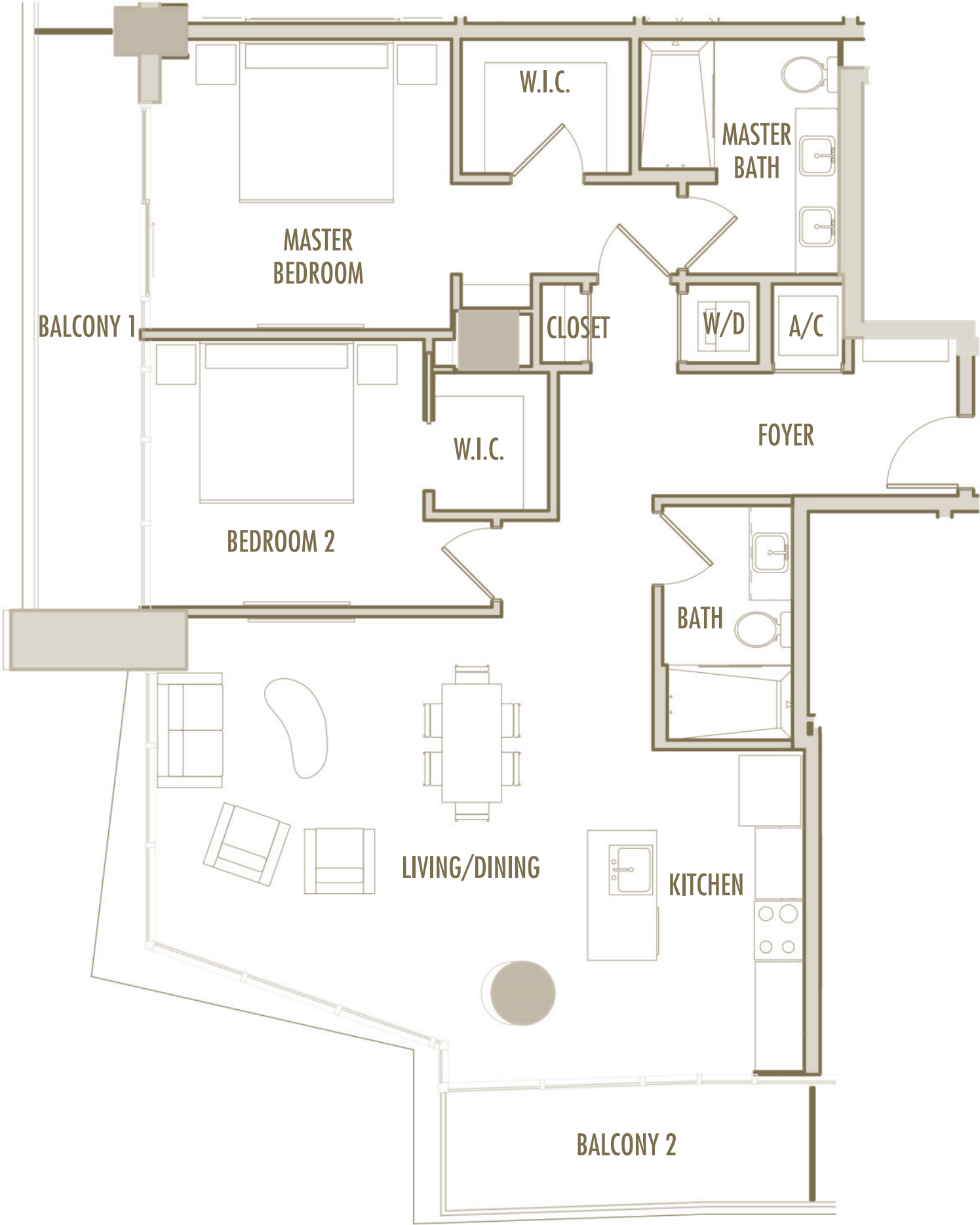
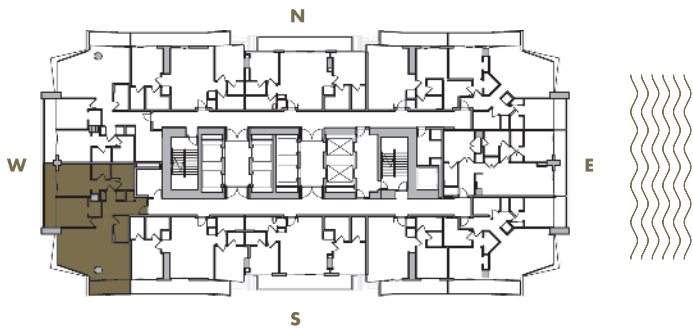
Given the nature of condominium ownership, the Unit boundaries are precisely defined in such a manner so that all components of the Building which are (or are potentially) utilized either by other Units or the Common Elements are excluded from the Unit. This would exclude, for instance, all structural walls, columns etc. and essentially limits the Unit boundaries to the interior airspace between the perimeter walls and excludes all interior structural components. For the precise Unit boundaries, see Section 3.2 of the Declaration. For your reference, the area of the Unit, determined in accordance with these defined Unit boundaries, is set forth hereon (and labeled as "Unit Area"). Please note that the unique way of defining the boundaries actually makes the Unit appear to be smaller than it actually would be if standard architectural measuring techniques were used. Typically, apartments are measured to the exterior boundaries of the exterior walls and to the centerline of interior demising walls or to the exterior of walls adjoining corridors or other Common Elements without excluding areas that may be occupied by columns or other structural components.

B-8

2 BEDROOM + 2 BATHROOM

LEVELS : 57

INTERIOR	:	1,285 SqFt	119 SqM
BALCONY	:	205 SqFt	19 SqM
TOTAL	:	1,490 SqFt	138 SqM



Given the nature of condominium ownership, the Unit boundaries are precisely defined in such a manner so that all components of the Building which are (or are potentially) utilized either by other Units or the Common Elements are excluded from the Unit. This would exclude, for instance, all structural walls, columns etc. and essentially limits the Unit boundaries to the interior airspace between the perimeter walls and excludes all interior structural components. For the precise Unit boundaries, see Section 3.2 of the Declaration. For your reference, the area of the Unit, determined in accordance with these defined Unit boundaries, is set forth hereon (and labeled as "Unit Area"). Please note that the unique way of defining the boundaries actually makes the Unit appear to be smaller than it actually would be if standard architectural measuring techniques were used. Typically, apartments are measured to the exterior boundaries of the exterior walls and to the centerline of interior demising walls or to the exterior of walls adjoining corridors or other Common Elements without excluding areas that may be occupied by columns or other structural components.

B-9

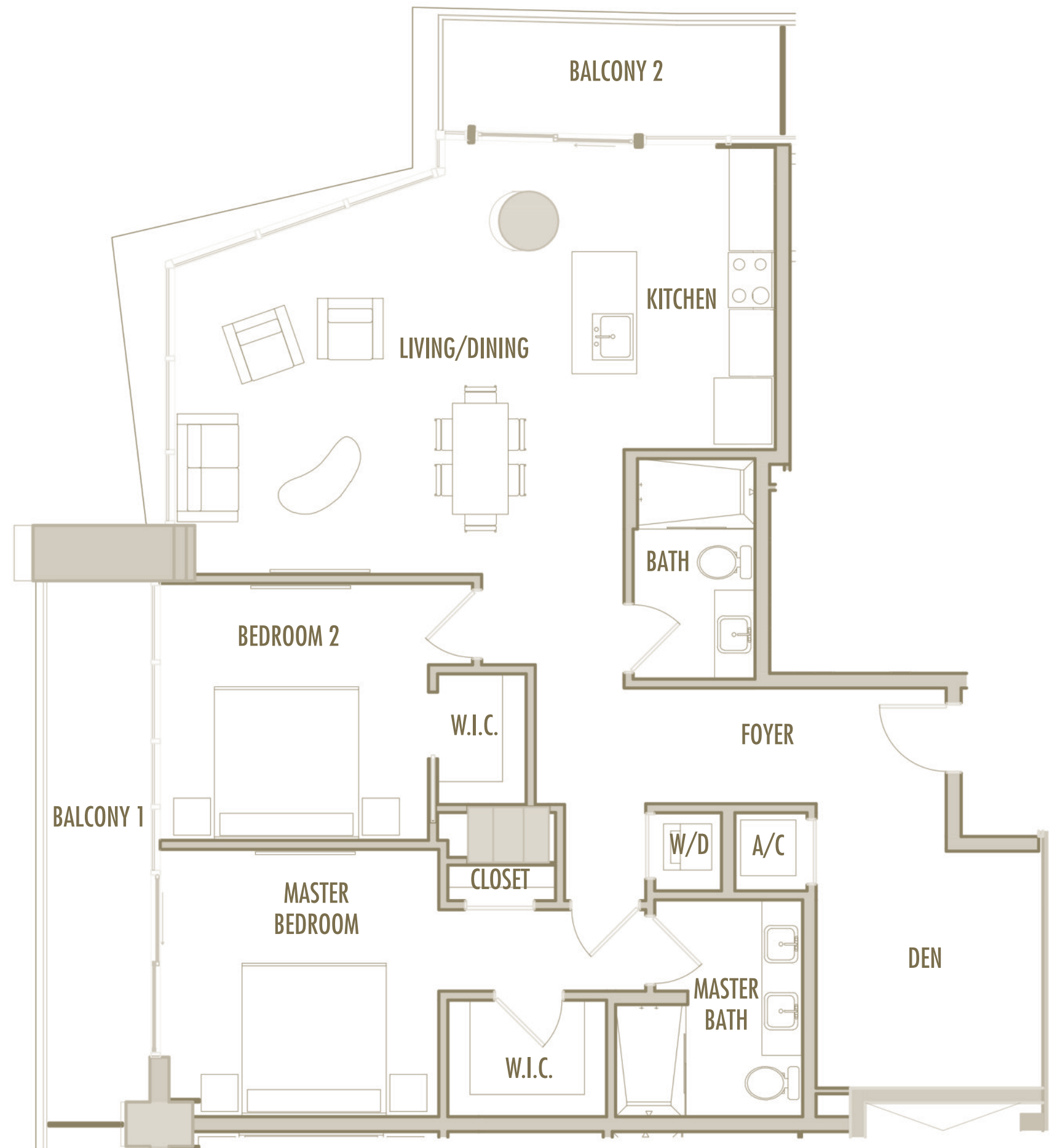
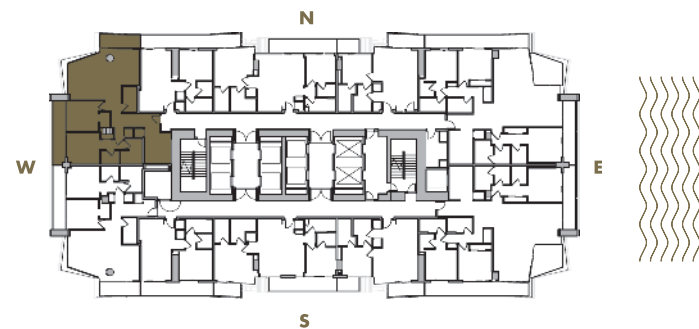
2 BEDROOM + DEN + 2 BATHROOM

LEVELS : 58

INTERIOR : 1,410 SqFt 131 SqM

BALCONY : 215 SqFt 20 SqM

TOTAL : 1,625 SqFt 151 SqM



Given the nature of condominium ownership, the Unit boundaries are precisely defined in such a manner so that all components of the Building which are (or are potentially) utilized either by other Units or the Common Elements are excluded from the Unit. This would exclude, for instance, all structural walls, columns etc. and essentially limits the Unit boundaries to the interior airspace between the perimeter walls and excludes all interior structural components. For the precise Unit boundaries, see Section 3.2 of the Declaration. For your reference, the area of the Unit, determined in accordance with these defined Unit boundaries, is set forth hereon (and labeled as "Unit Area"). Please note that the unique way of defining the boundaries actually makes the Unit appear to be smaller than it actually would be if standard architectural measuring techniques were used. Typically, apartments are measured to the exterior boundaries of the exterior walls and to the centerline of interior demising walls or to the exterior of walls adjoining corridors or other Common Elements without excluding areas that may be occupied by columns or other structural components.

B-10

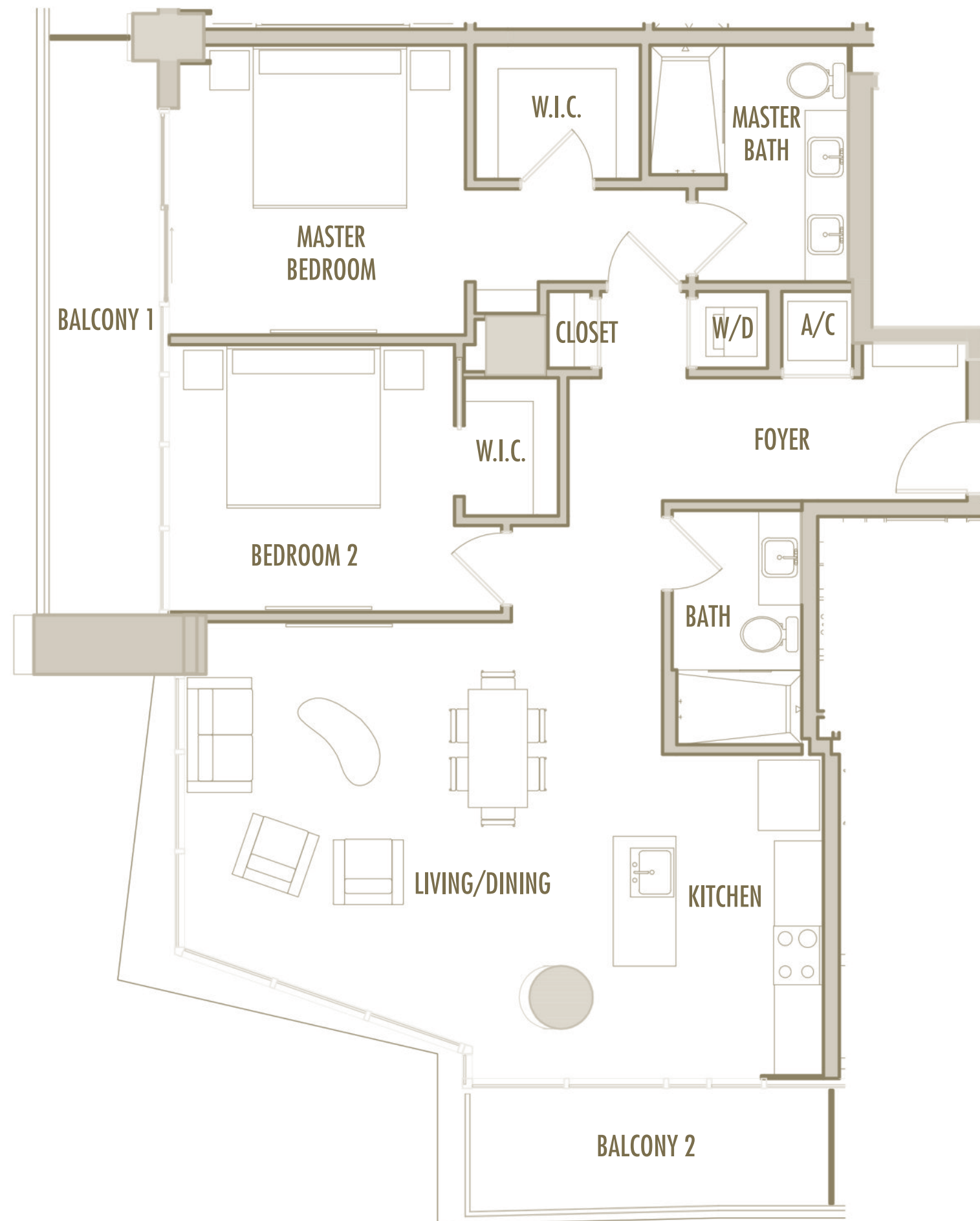
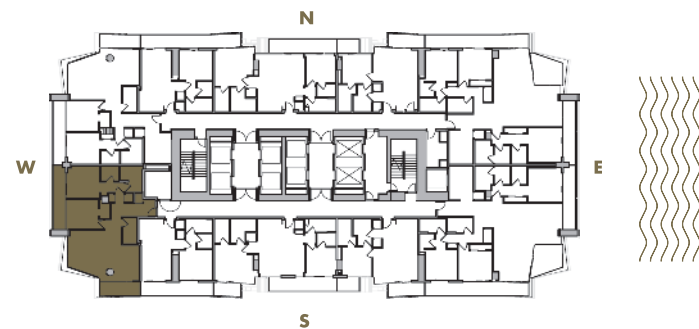
2 BEDROOM + 2 BATHROOM

LEVELS : 58

INTERIOR : 1,270 SqFt 118 SqM

BALCONY : 215 SqFt 20 SqM

TOTAL : 1,485 SqFt 138 SqM



Given the nature of condominium ownership, the Unit boundaries are precisely defined in such a manner so that all components of the Building which are (or are potentially) utilized either by other Units or the Common Elements are excluded from the Unit. This would exclude, for instance, all structural walls, columns etc. and essentially limits the Unit boundaries to the interior airspace between the perimeter walls and excludes all interior structural components. For the precise Unit boundaries, see Section 3.2 of the Declaration. For your reference, the area of the Unit, determined in accordance with these defined Unit boundaries, is set forth hereon (and labeled as "Unit Area"). Please note that the unique way of defining the boundaries actually makes the Unit appear to be smaller than it actually would be if standard architectural measuring techniques were used. Typically, apartments are measured to the exterior boundaries of the exterior walls and to the centerline of interior demising walls or to the exterior of walls adjoining corridors or other Common Elements without excluding areas that may be occupied by columns or other structural components.

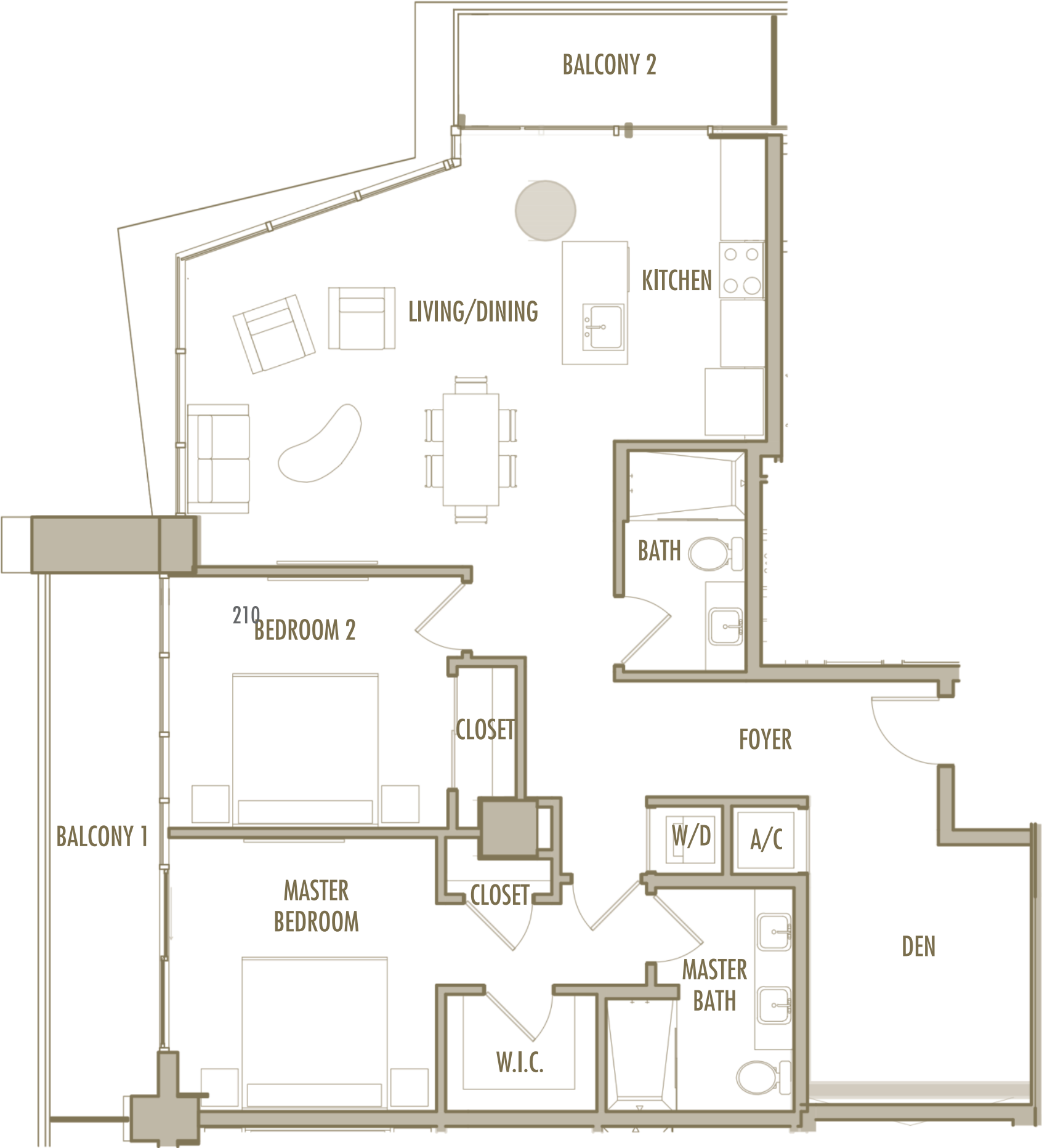
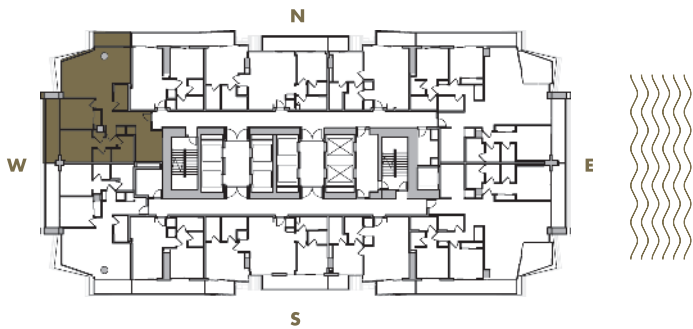


B-11

2 BEDROOM + DEN + 2 BATHROOM

LEVELS : 59

INTERIOR	: 1,365 SqFt	127 SqM
BALCONY	: 210 SqFt	20 SqM
TOTAL	: 1,575 SqFt	146 SqM



Given the nature of condominium ownership, the Unit boundaries are precisely defined in such a manner so that all components of the Building which are (or are potentially) utilized either by other Units or the Common Elements are excluded from the Unit. This would exclude, for instance, all structural walls, columns etc. and essentially limits the Unit boundaries to the interior airspace between the perimeter walls and excludes all interior structural components. For the precise Unit boundaries, see Section 3.2 of the Declaration. For your reference, the area of the Unit, determined in accordance with these defined Unit boundaries, is set forth hereon (and labeled as "Unit Area"). Please note that the unique way of defining the boundaries actually makes the Unit appear to be smaller than it actually would be if standard architectural measuring techniques were used. Typically, apartments are measured to the exterior boundaries of the exterior walls and to the centerline of interior demising walls or to the exterior of walls adjoining corridors or other Common Elements without excluding areas that may be occupied by columns or other structural components.

B-12

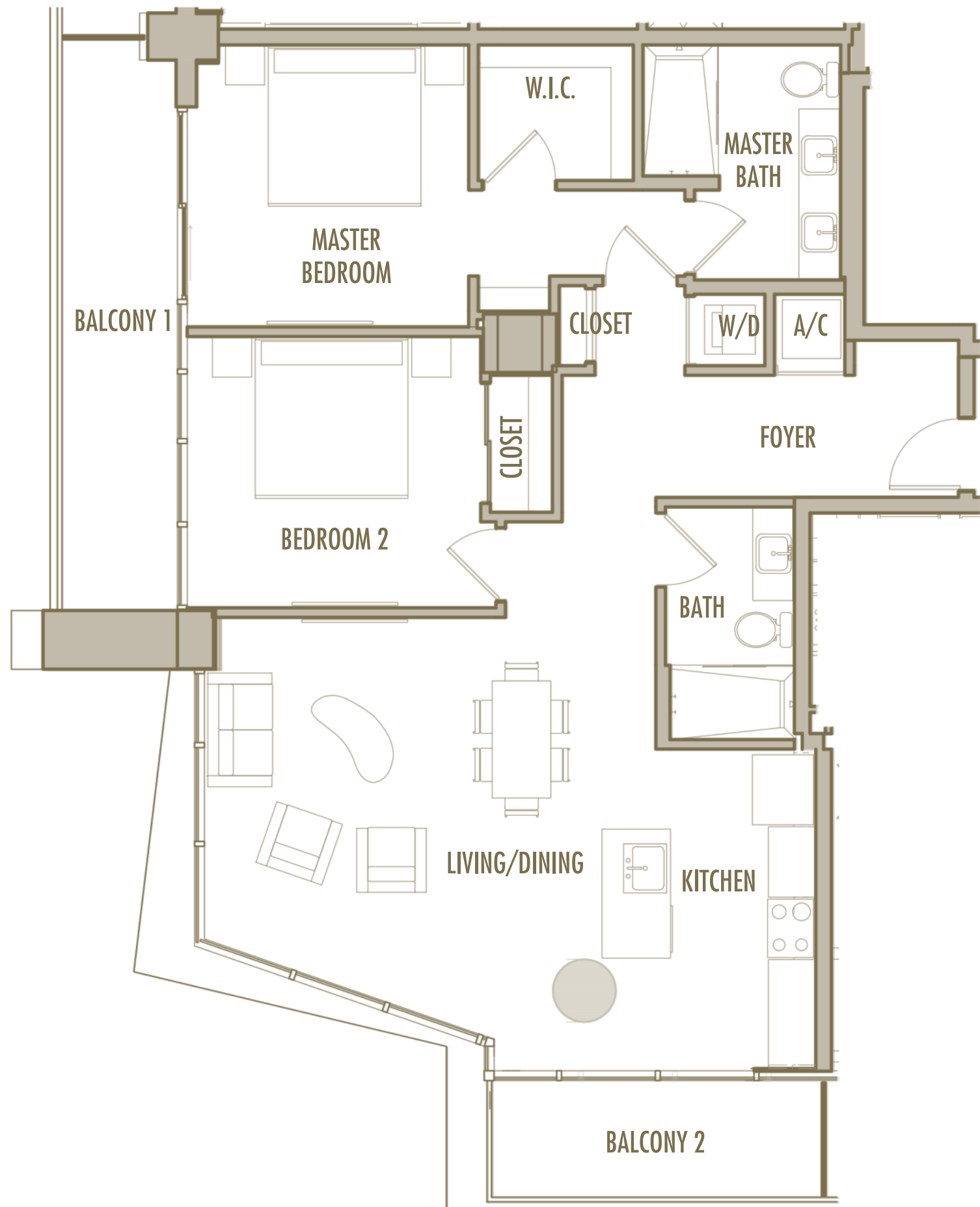
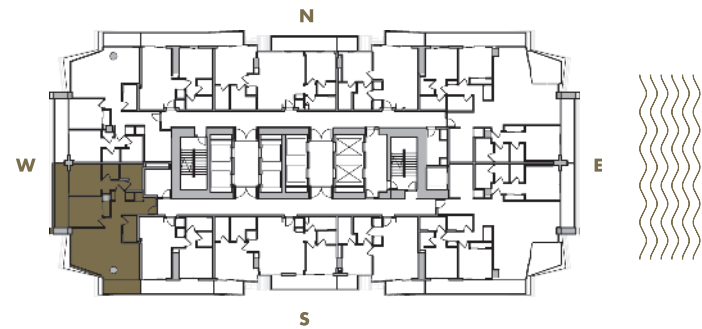
2 BEDROOM + 2 BATHROOM

LEVELS : 59

INTERIOR : 1,225 SqFt 114 SqM

BALCONY : 210 SqFt 20 SqM

TOTAL : 1,435 SqFt 133 SqM



Given the nature of condominium ownership, the Unit boundaries are precisely defined in such a manner so that all components of the Building which are (or are potentially) utilized either by other Units or the Common Elements are excluded from the Unit. This would exclude, for instance, all structural walls, columns etc. and essentially limits the Unit boundaries to the interior airspace between the perimeter walls and excludes all interior structural components. For the precise Unit boundaries, see Section 3.2 of the Declaration. For your reference, the area of the Unit, determined in accordance with these defined Unit boundaries, is set forth hereon (and labeled as "Unit Area"). Please note that the unique way of defining the boundaries actually makes the Unit appear to be smaller than it actually would be if standard architectural measuring techniques were used. Typically, apartments are measured to the exterior boundaries of the exterior walls and to the centerline of interior demising walls or to the exterior of walls adjoining corridors or other Common Elements without excluding areas that may be occupied by columns or other structural components.

B-13

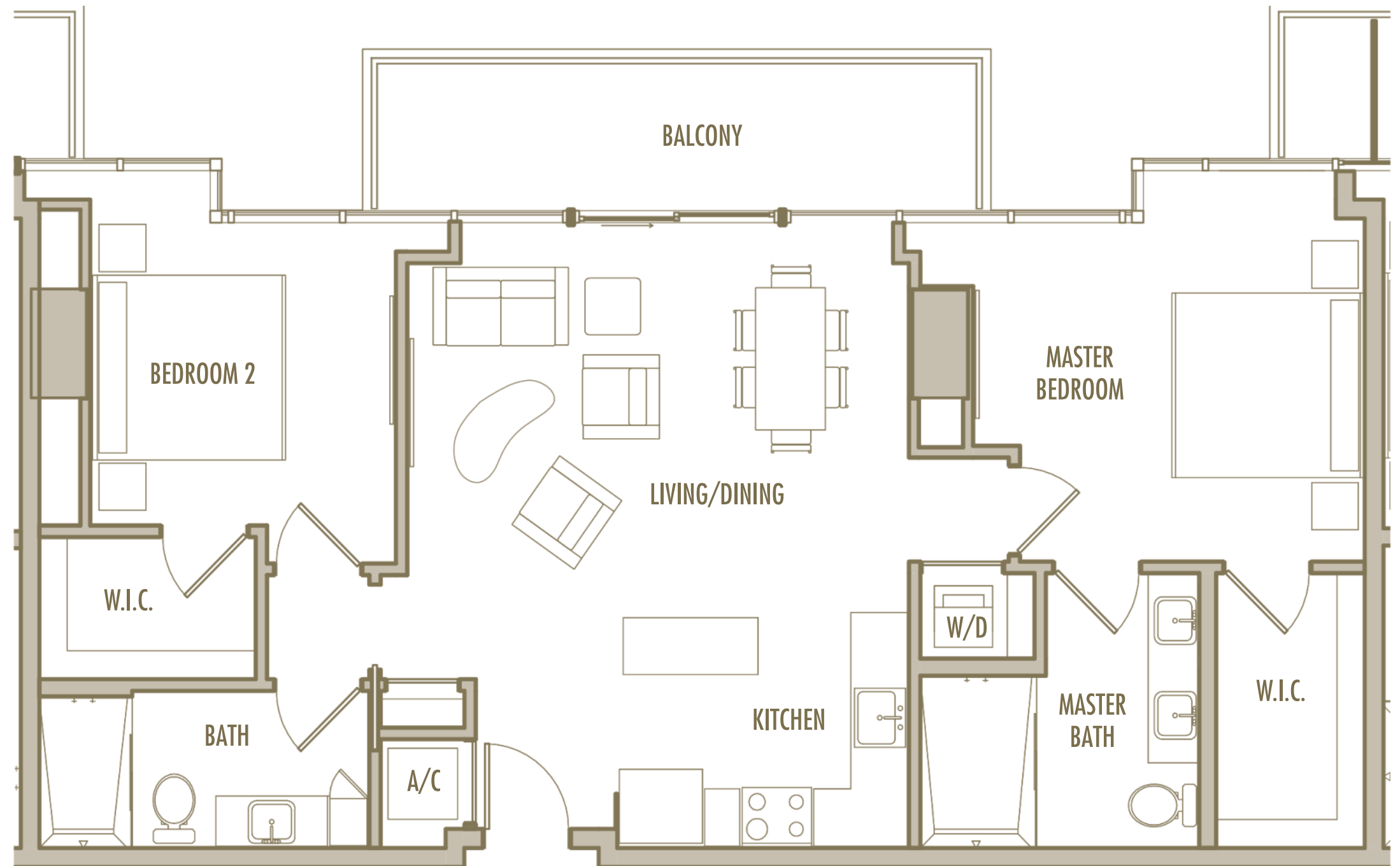
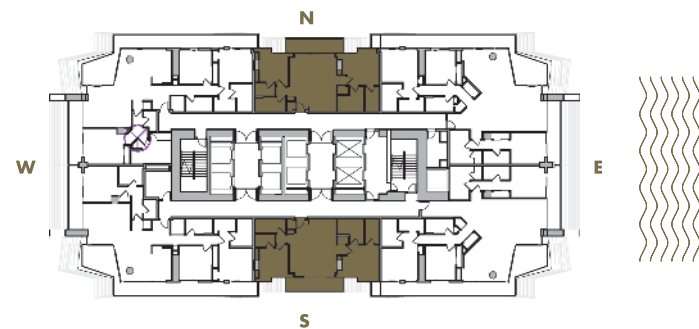
2 BEDROOM + 2 BATHROOM

LEVELS : 63

INTERIOR : 1,135 SqFt 105 SqM

BALCONY : 130 SqFt 12 SqM

TOTAL : 1,265 SqFt 118 SqM



Given the nature of condominium ownership, the Unit boundaries are precisely defined in such a manner so that all components of the Building which are (or are potentially) utilized either by other Units or the Common Elements are excluded from the Unit. This would exclude, for instance, all structural walls, columns etc. and essentially limits the Unit boundaries to the interior airspace between the perimeter walls and excludes all interior structural components. For the precise Unit boundaries, see Section 3.2 of the Declaration. For your reference, the area of the Unit, determined in accordance with these defined Unit boundaries, is set forth hereon (and labeled as "Unit Area"). Please note that the unique way of defining the boundaries actually makes the Unit appear to be smaller than it actually would be if standard architectural measuring techniques were used. Typically, apartments are measured to the exterior boundaries of the exterior walls and to the centerline of interior demising walls or to the exterior of walls adjoining corridors or other Common Elements without excluding areas that may be occupied by columns or other structural components.

B-14

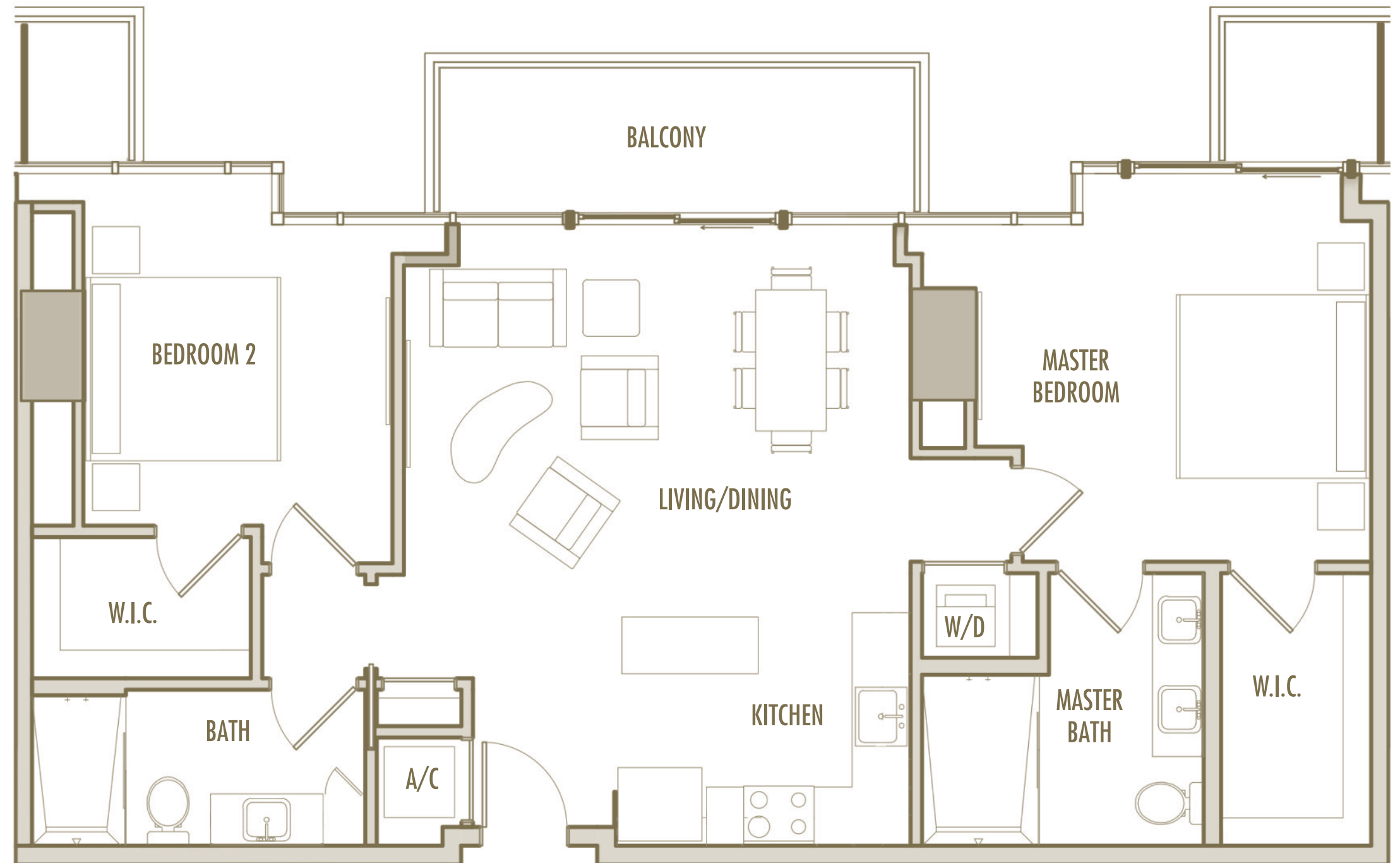
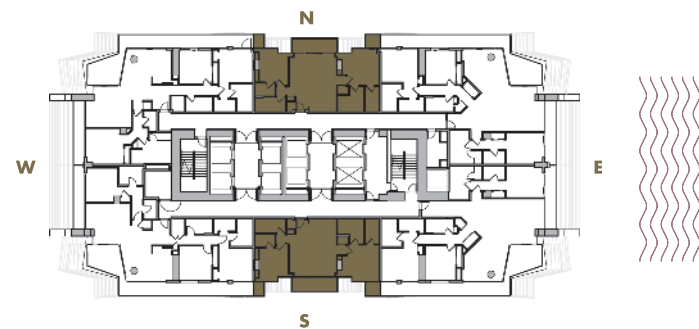
2 BEDROOM + 2 BATHROOM

LEVELS : 64

INTERIOR : 1,145 SqFt 106 SqM

BALCONY : 100 SqFt 9 SqM

TOTAL : 1,245 SqFt 116 SqM



Given the nature of condominium ownership, the Unit boundaries are precisely defined in such a manner so that all components of the Building which are (or are potentially) utilized either by other Units or the Common Elements are excluded from the Unit. This would exclude, for instance, all structural walls, columns etc. and essentially limits the Unit boundaries to the interior airspace between the perimeter walls and excludes all interior structural components. For the precise Unit boundaries, see Section 3.2 of the Declaration. For your reference, the area of the Unit, determined in accordance with these defined Unit boundaries, is set forth hereon (and labeled as "Unit Area"). Please note that the unique way of defining the boundaries actually makes the Unit appear to be smaller than it actually would be if standard architectural measuring techniques were used. Typically, apartments are measured to the exterior boundaries of the exterior walls and to the centerline of interior demising walls or to the exterior of walls adjoining corridors or other Common Elements without excluding areas that may be occupied by columns or other structural components.

B-15

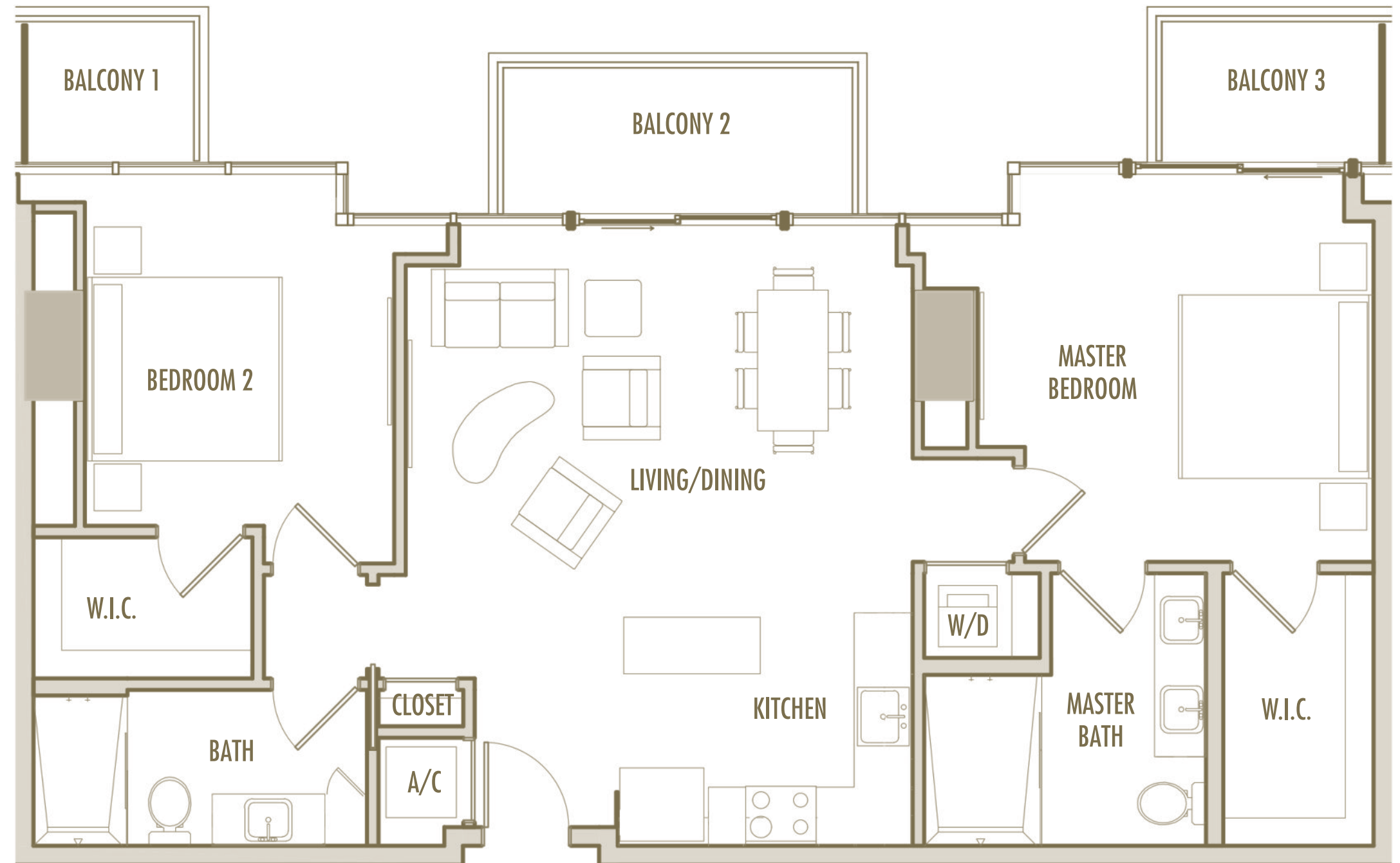
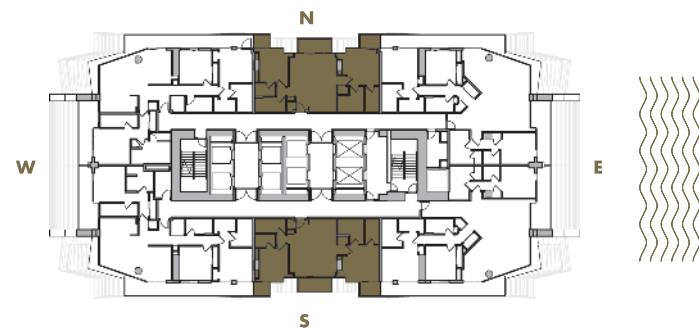
2 BEDROOM + 2 BATHROOM

LEVELS : 65

INTERIOR : 1,155 SqFt 107 SqM

BALCONY : 155 SqFt 14 SqM

TOTAL : 1,310 SqFt 122 SqM



Given the nature of condominium ownership, the Unit boundaries are precisely defined in such a manner so that all components of the Building which are (or are potentially) utilized either by other Units or the Common Elements are excluded from the Unit. This would exclude, for instance, all structural walls, columns etc. and essentially limits the Unit boundaries to the interior airspace between the perimeter walls and excludes all interior structural components. For the precise Unit boundaries, see Section 3.2 of the Declaration. For your reference, the area of the Unit, determined in accordance with these defined Unit boundaries, is set forth hereon (and labeled as "Unit Area"). Please note that the unique way of defining the boundaries actually makes the Unit appear to be smaller than it actually would be if standard architectural measuring techniques were used. Typically, apartments are measured to the exterior boundaries of the exterior walls and to the centerline of interior demising walls or to the exterior of walls adjoining corridors or other Common Elements without excluding areas that may be occupied by columns or other structural components.

B-16

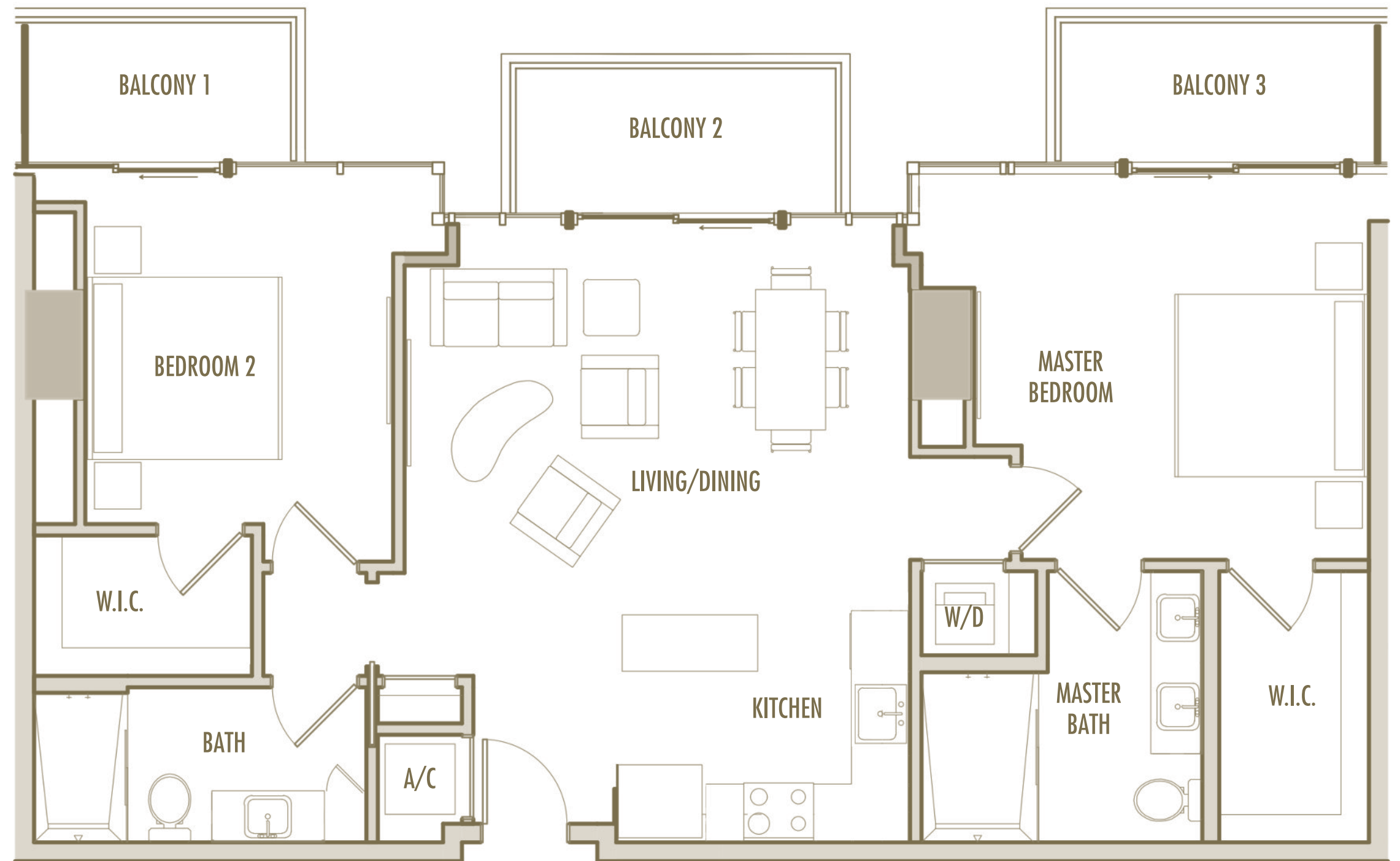
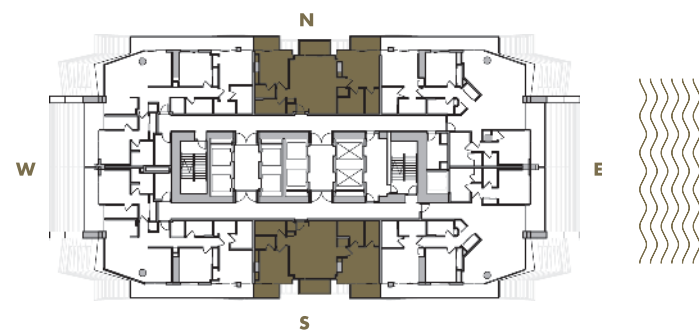
2 BEDROOM + 2 BATHROOM

LEVELS : 66

INTERIOR : 1,165 SqFt 108 SqM

BALCONY : 190 SqFt 18 SqM

TOTAL : 1,355 SqFt 126 SqM



Given the nature of condominium ownership, the Unit boundaries are precisely defined in such a manner so that all components of the Building which are (or are potentially) utilized either by other Units or the Common Elements are excluded from the Unit. This would exclude, for instance, all structural walls, columns etc. and essentially limits the Unit boundaries to the interior airspace between the perimeter walls and excludes all interior structural components. For the precise Unit boundaries, see Section 3.2 of the Declaration. For your reference, the area of the Unit, determined in accordance with these defined Unit boundaries, is set forth hereon (and labeled as "Unit Area"). Please note that the unique way of defining the boundaries actually makes the Unit appear to be smaller than it actually would be if standard architectural measuring techniques were used. Typically, apartments are measured to the exterior boundaries of the exterior walls and to the centerline of interior demising walls or to the exterior of walls adjoining corridors or other Common Elements without excluding areas that may be occupied by columns or other structural components.

B-18

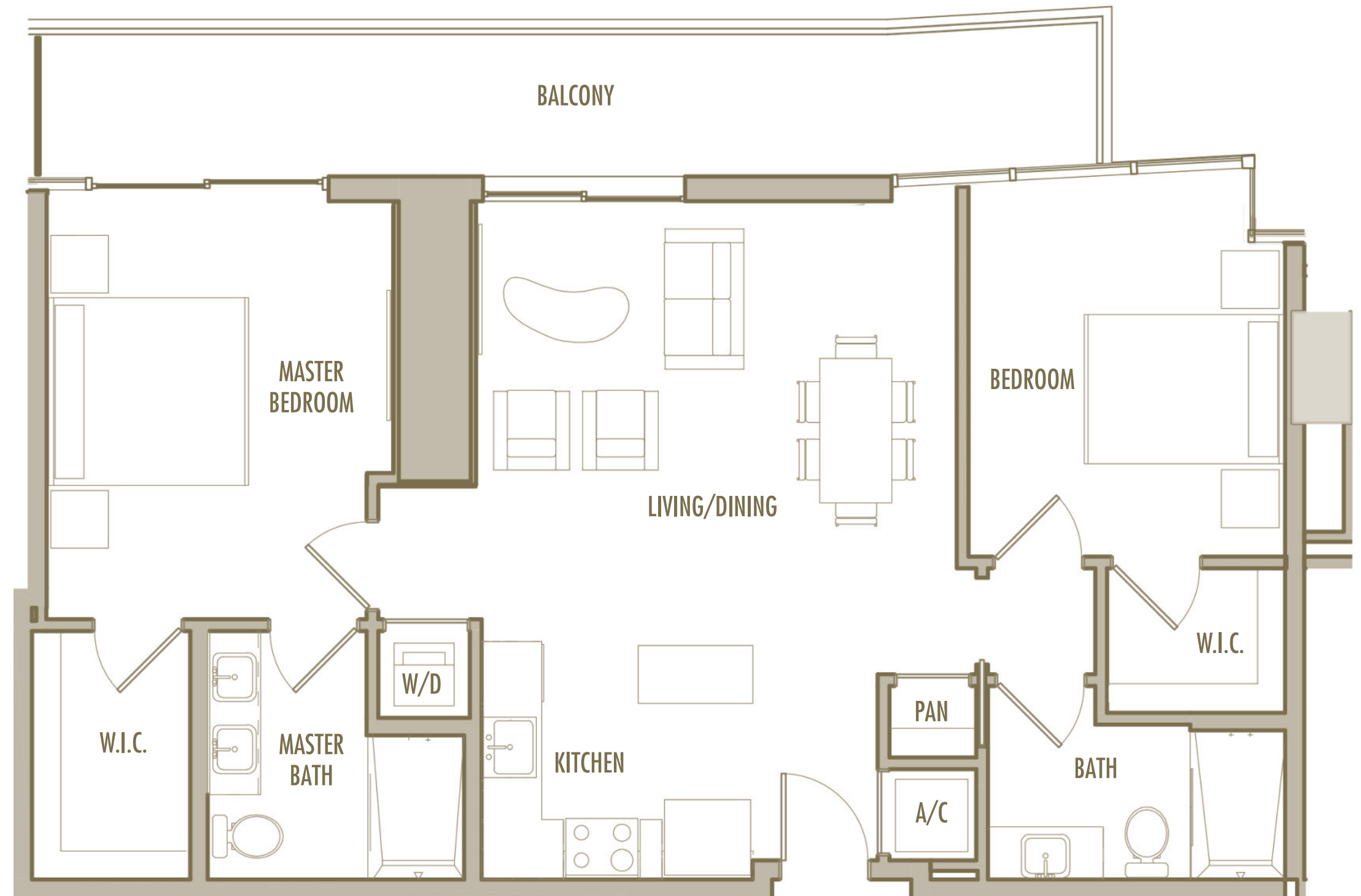
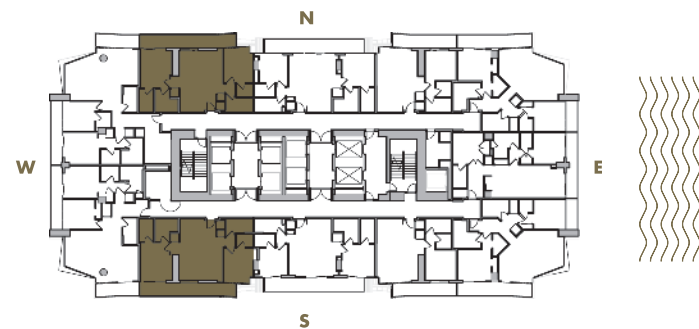
2 BEDROOM + 2 BATHROOM

LEVELS : 55-57

INTERIOR : 1,100 SqFt 102 SqM

BALCONY : 205-210 SqFt 19-19,5 SqM

TOTAL : 1,305-1,310 SqFt 121-122 SqM



Given the nature of condominium ownership, the Unit boundaries are precisely defined in such a manner so that all components of the Building which are (or are potentially) utilized either by other Units or the Common Elements are excluded from the Unit. This would exclude, for instance, all structural walls, columns etc. and essentially limits the Unit boundaries to the interior airspace between the perimeter walls and excludes all interior structural components. For the precise Unit boundaries, see Section 3.2 of the Declaration. For your reference, the area of the Unit, determined in accordance with these defined Unit boundaries, is set forth hereon (and labeled as "Unit Area"). Please note that the unique way of defining the boundaries actually makes the Unit appear to be smaller than it actually would be if standard architectural measuring techniques were used. Typically, apartments are measured to the exterior boundaries of the exterior walls and to the centerline of interior demising walls or to the exterior of walls adjoining corridors or other Common Elements without excluding areas that may be occupied by columns or other structural components.

B-19

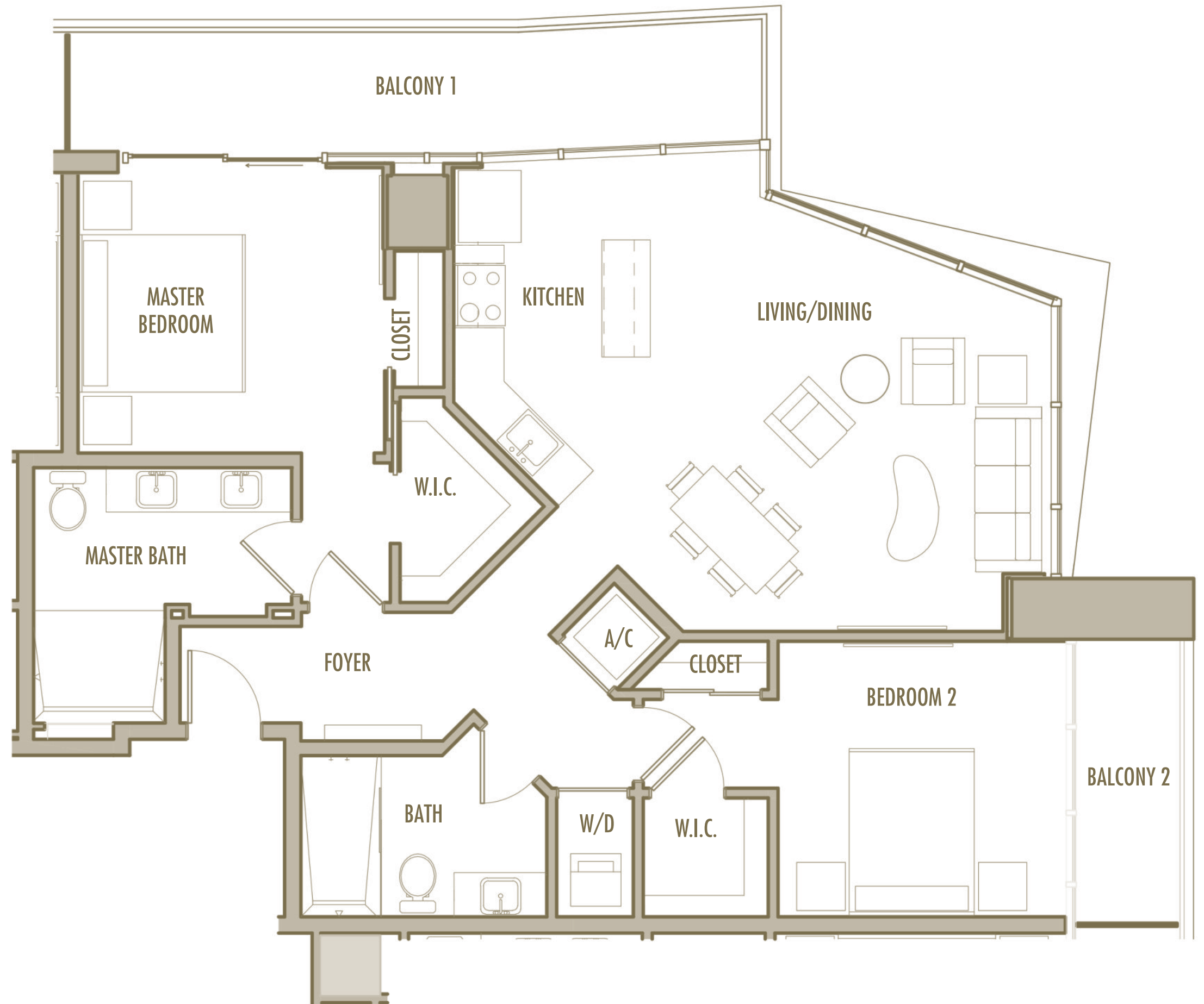
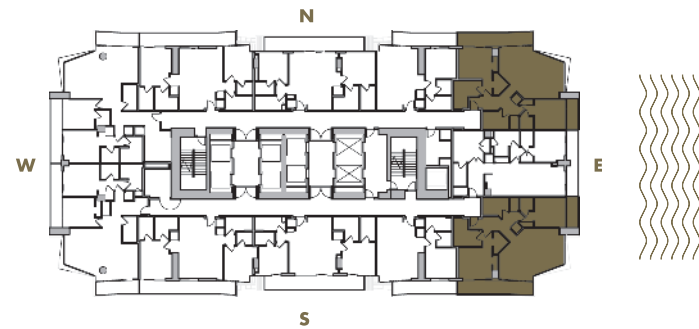
2 BEDROOM + 2 BATHROOM

LEVELS : 55-56

INTERIOR : 1,225 SqFt 114 SqM

BALCONY : 210-215 SqFt 19,5-20 SqM

TOTAL : 1,435-1,440 SqFt 133-134 SqM



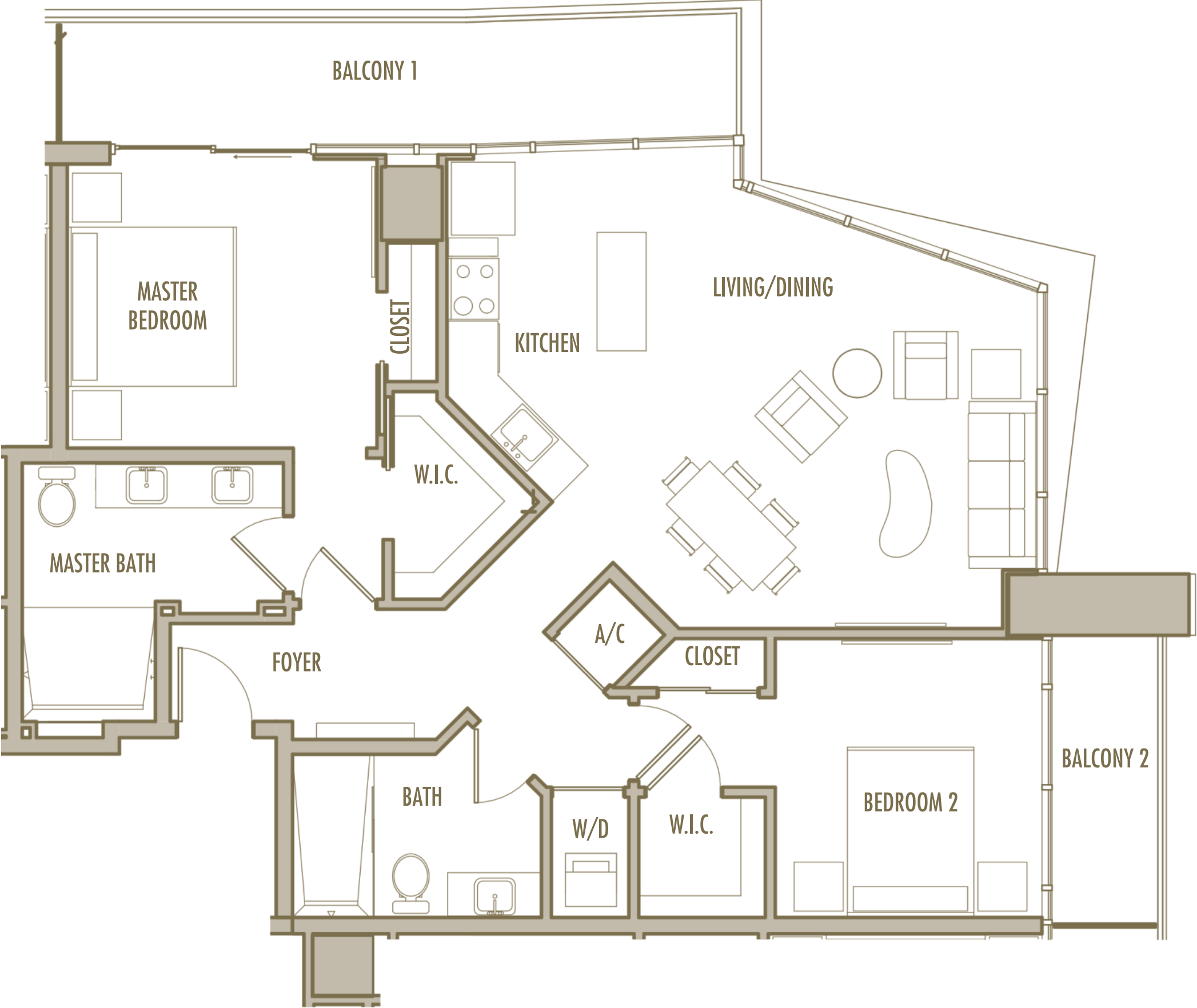
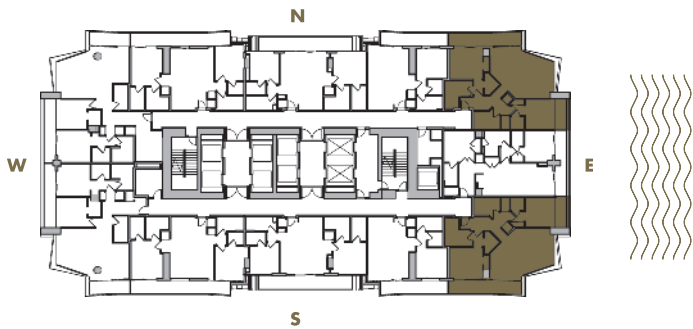
Given the nature of condominium ownership, the Unit boundaries are precisely defined in such a manner so that all components of the Building which are (or are potentially) utilized either by other Units or the Common Elements are excluded from the Unit. This would exclude, for instance, all structural walls, columns etc. and essentially limits the Unit boundaries to the interior airspace between the perimeter walls and excludes all interior structural components. For the precise Unit boundaries, see Section 3.2 of the Declaration. For your reference, the area of the Unit, determined in accordance with these defined Unit boundaries, is set forth hereon (and labeled as "Unit Area"). Please note that the unique way of defining the boundaries actually makes the Unit appear to be smaller than it actually would be if standard architectural measuring techniques were used. Typically, apartments are measured to the exterior boundaries of the exterior walls and to the centerline of interior demising walls or to the exterior of walls adjoining corridors or other Common Elements without excluding areas that may be occupied by columns or other structural components.

B-20

2 BEDROOM + 2 BATHROOM

LEVELS : 57

INTERIOR :	1,200 SqFt	111 SqM
BALCONY :	210 SqFt	20 SqM
TOTAL :	1,410 SqFt	131 SqM



Given the nature of condominium ownership, the Unit boundaries are precisely defined in such a manner so that all components of the Building which are (or are potentially) utilized either by other Units or the Common Elements are excluded from the Unit. This would exclude, for instance, all structural walls, columns etc. and essentially limits the Unit boundaries to the interior airspace between the perimeter walls and excludes all interior structural components. For the precise Unit boundaries, see Section 3.2 of the Declaration. For your reference, the area of the Unit, determined in accordance with these defined Unit boundaries, is set forth hereon (and labeled as "Unit Area"). Please note that the unique way of defining the boundaries actually makes the Unit appear to be smaller than it actually would be if standard architectural measuring techniques were used. Typically, apartments are measured to the exterior boundaries of the exterior walls and to the centerline of interior demising walls or to the exterior of walls adjoining corridors or other Common Elements without excluding areas that may be occupied by columns or other structural components.

B-21

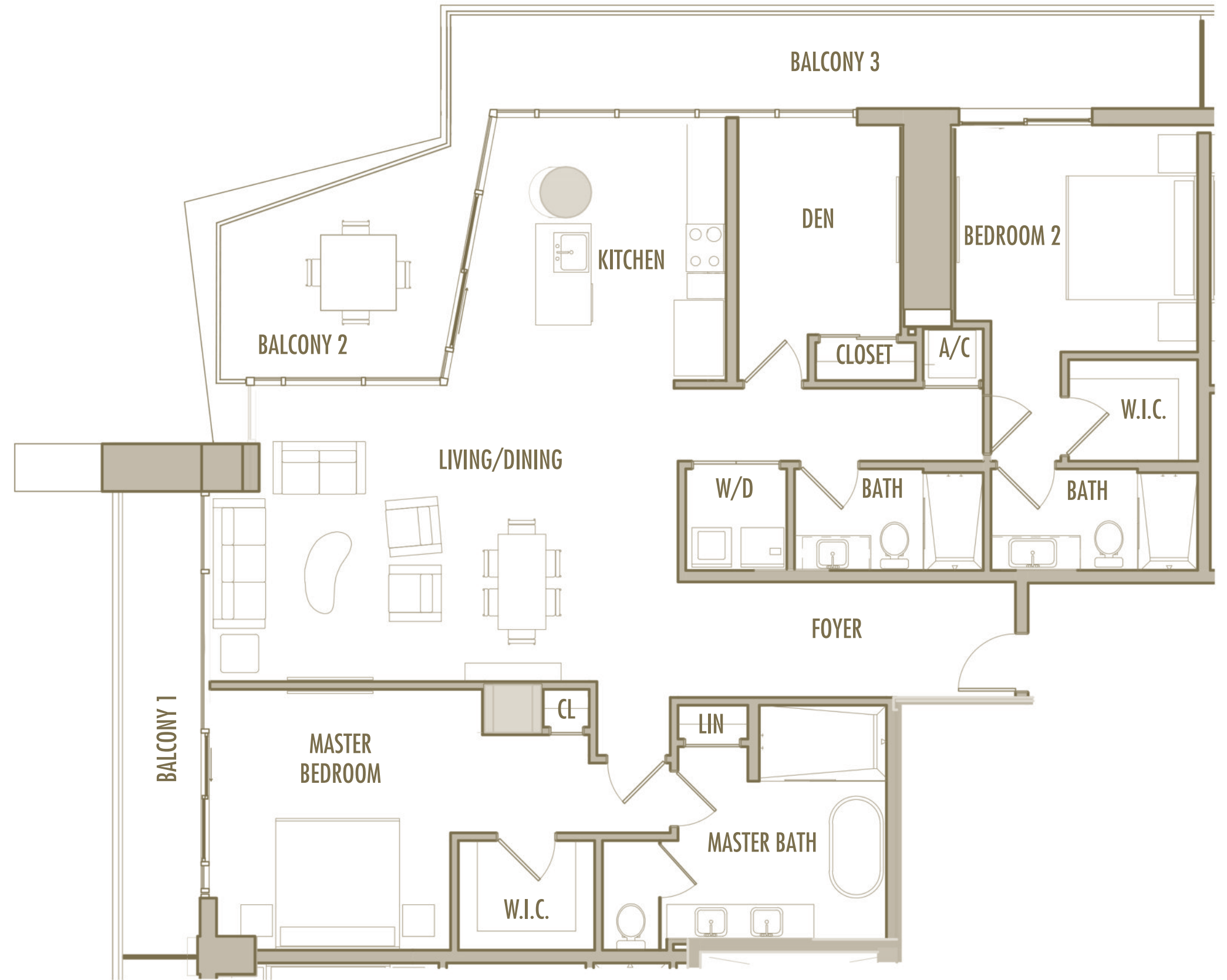
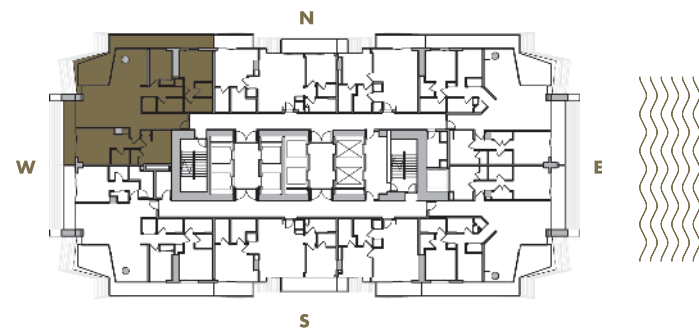
2 BEDROOM + DEN + 2 BATHROOM

LEVELS : 62

INTERIOR : 1,865 SqFt 173 SqM

BALCONY : 470 SqFt 44 SqM

TOTAL : 2,335 SqFt 217 SqM



Given the nature of condominium ownership, the Unit boundaries are precisely defined in such a manner so that all components of the Building which are (or are potentially) utilized either by other Units or the Common Elements are excluded from the Unit. This would exclude, for instance, all structural walls, columns etc. and essentially limits the Unit boundaries to the interior airspace between the perimeter walls and excludes all interior structural components. For the precise Unit boundaries, see Section 3.2 of the Declaration. For your reference, the area of the Unit, determined in accordance with these defined Unit boundaries, is set forth hereon (and labeled as "Unit Area"). Please note that the unique way of defining the boundaries actually makes the Unit appear to be smaller than it actually would be if standard architectural measuring techniques were used. Typically, apartments are measured to the exterior boundaries of the exterior walls and to the centerline of interior demising walls or to the exterior of walls adjoining corridors or other Common Elements without excluding areas that may be occupied by columns or other structural components.

B-22

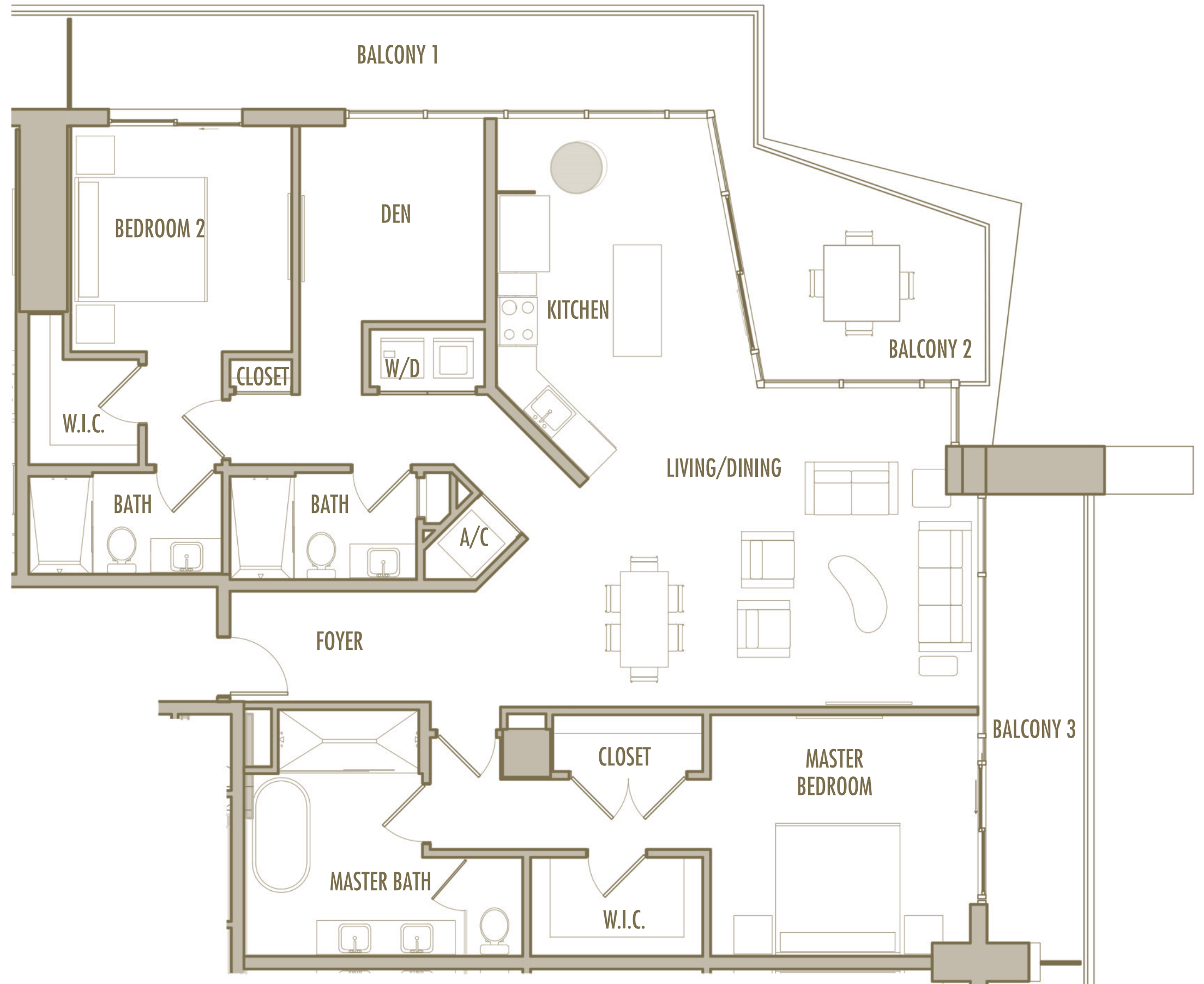
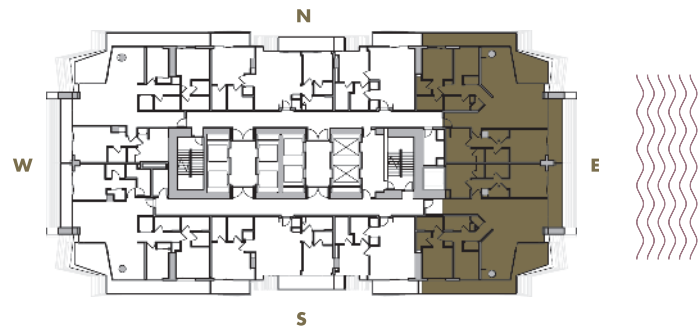
2 BEDROOM + DEN + 2 BATHROOM

LEVELS : 62

INTERIOR : 1,830 SqFt 170 SqM

BALCONY : 475 SqFt 44 SqM

TOTAL : 2,305 SqFt 214 SqM



Given the nature of condominium ownership, the Unit boundaries are precisely defined in such a manner so that all components of the Building which are (or are potentially) utilized either by other Units or the Common Elements are excluded from the Unit. This would exclude, for instance, all structural walls, columns etc. and essentially limits the Unit boundaries to the interior airspace between the perimeter walls and excludes all interior structural components. For the precise Unit boundaries, see Section 3.2 of the Declaration. For your reference, the area of the Unit, determined in accordance with these defined Unit boundaries, is set forth hereon (and labeled as "Unit Area"). Please note that the unique way of defining the boundaries actually makes the Unit appear to be smaller than it actually would be if standard architectural measuring techniques were used. Typically, apartments are measured to the exterior boundaries of the exterior walls and to the centerline of interior demising walls or to the exterior of walls adjoining corridors or other Common Elements without excluding areas that may be occupied by columns or other structural components.

B-23

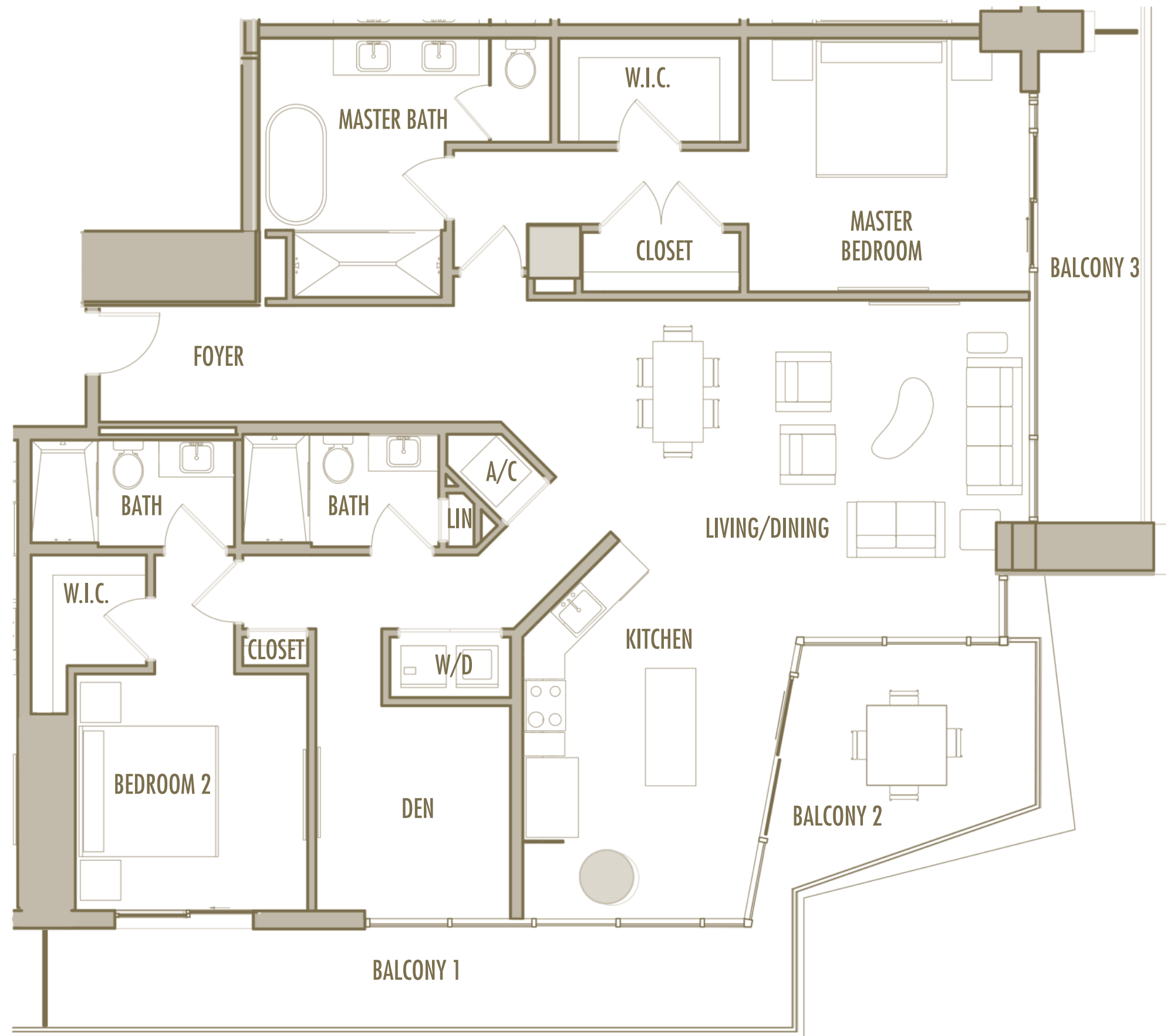
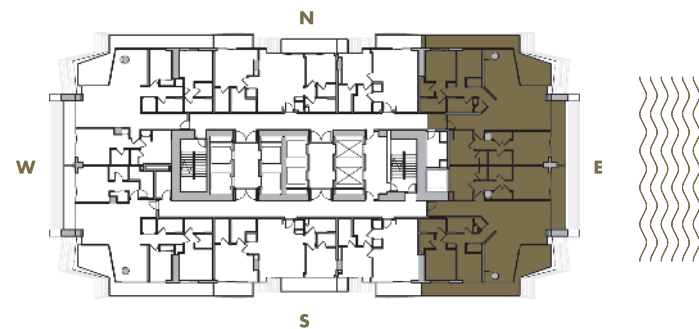
2 BEDROOM + 2 BATHROOM

LEVELS : 62

INTERIOR : 1,875 SqFt 174 SqM

BALCONY : 475 SqFt 44 SqM

TOTAL : 2,350 SqFt 218 SqM



Given the nature of condominium ownership, the Unit boundaries are precisely defined in such a manner so that all components of the Building which are (or are potentially) utilized either by other Units or the Common Elements are excluded from the Unit. This would exclude, for instance, all structural walls, columns etc. and essentially limits the Unit boundaries to the interior airspace between the perimeter walls and excludes all interior structural components. For the precise Unit boundaries, see Section 3.2 of the Declaration. For your reference, the area of the Unit, determined in accordance with these defined Unit boundaries, is set forth hereon (and labeled as "Unit Area"). Please note that the unique way of defining the boundaries actually makes the Unit appear to be smaller than it actually would be if standard architectural measuring techniques were used. Typically, apartments are measured to the exterior boundaries of the exterior walls and to the centerline of interior demising walls or to the exterior of walls adjoining corridors or other Common Elements without excluding areas that may be occupied by columns or other structural components.

B-24

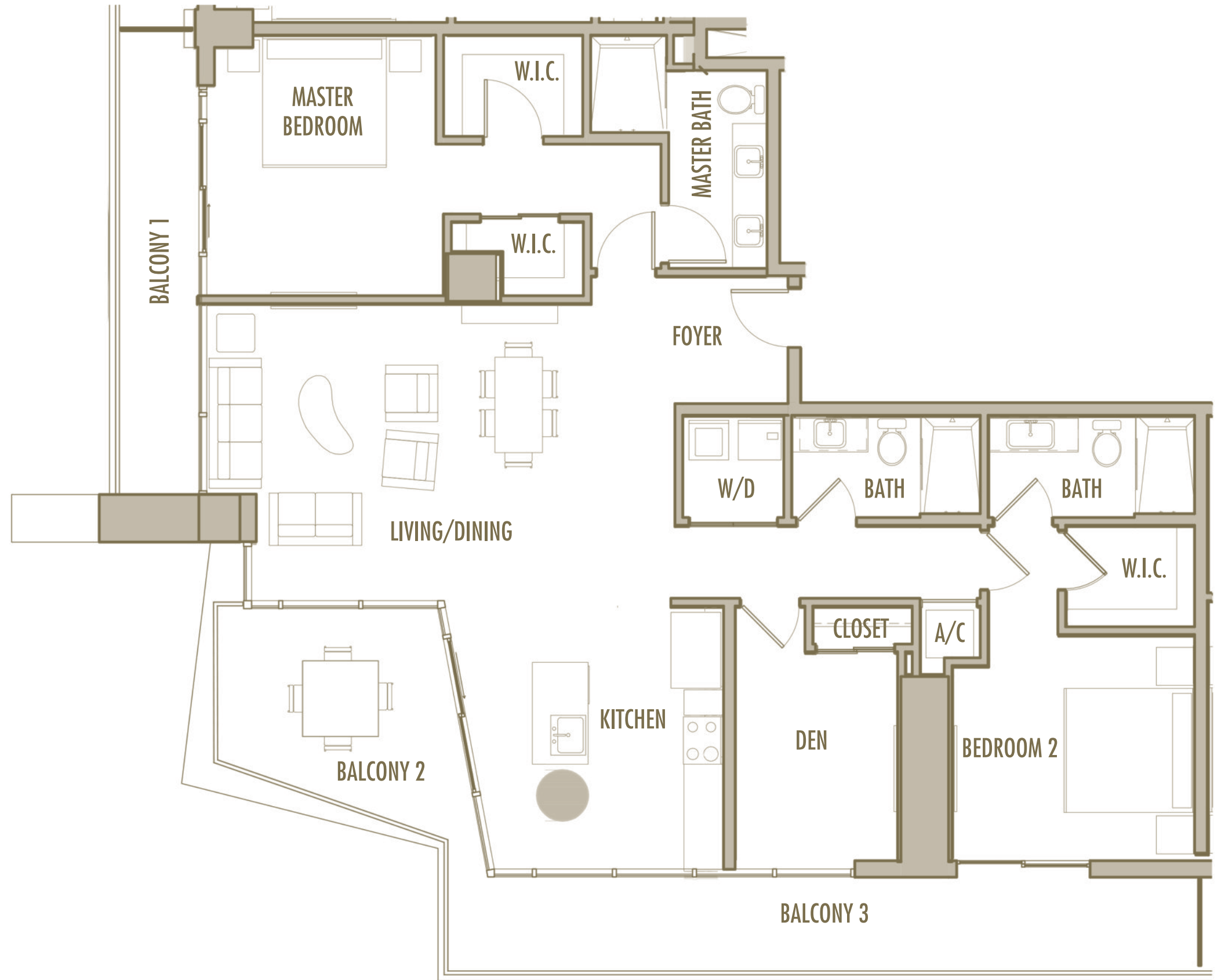
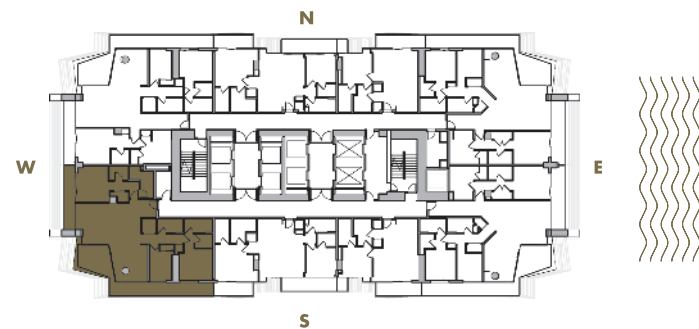
2 BEDROOM + DEN + 2 BATHROOM

LEVELS : 62

INTERIOR : 1,705 SqFt 158 SqM

BALCONY : 470 SqFt 44 SqM

TOTAL : 2,175 SqFt 202 SqM



Given the nature of condominium ownership, the Unit boundaries are precisely defined in such a manner so that all components of the Building which are (or are potentially) utilized either by other Units or the Common Elements are excluded from the Unit. This would exclude, for instance, all structural walls, columns etc. and essentially limits the Unit boundaries to the interior airspace between the perimeter walls and excludes all interior structural components. For the precise Unit boundaries, see Section 3.2 of the Declaration. For your reference, the area of the Unit, determined in accordance with these defined Unit boundaries, is set forth hereon (and labeled as "Unit Area"). Please note that the unique way of defining the boundaries actually makes the Unit appear to be smaller than it actually would be if standard architectural measuring techniques were used. Typically, apartments are measured to the exterior boundaries of the exterior walls and to the centerline of interior demising walls or to the exterior of walls adjoining corridors or other Common Elements without excluding areas that may be occupied by columns or other structural components.