



NORa HOUSE


west palm

NH

The Nora District, West Palm Beach's newest social district, announces the official launch of sales for Nora House, a refined residential experience within one of the city's most dynamic and walkable new neighborhoods – the Nora District.


Designed by Swedroe Architecture with interiors by Lillian Wu Studio, Nora House offers two- to four-bedroom residences ranging from about 1,400 to just over 2,900 square feet. Beautifully designed with exceptional features and finishes, and every convenience at hand.



 ORAL REPRESENTATIONS CANNOT BE RELIED UPON AS ACCURATELY STATING THE REPRESENTATIONS OF THE DEVELOPER. FOR CORRECT REPRESENTATIONS, REFER TO THIS BROCHURE AND TO THE DOCUMENTS REQUIRED BY SECTION 718.503, FLORIDA STATUTES, TO BE FURNISHED BY A DEVELOPER TO A BUYER OR LESSEE.



NORA HOUSE ELEVATES ALL THAT IS THE NEW NORA DISTRICT, CREATING A NEIGHBORHOOD THAT FEELS MODERN, WALKABLE AND GROUNDED IN REAL, EVERYDAY EXPERIENCES. EVERYTHING IS INTENTIONALLY DESIGNED TO CREATE ENERGY AND A SENSE OF PLACE FOR EVERY ASPECT OF THE DAY. NORA HOUSE BRINGS RESIDENTIAL LIVING INTO THE NEIGHBORHOOD, GIVING PEOPLE THE OPPORTUNITY TO LIVE IN A COMMUNITY THAT FEELS DYNAMIC, DESIGN-DRIVEN, AND DEEPLY CONNECTED TO THE PALM BEACHES.

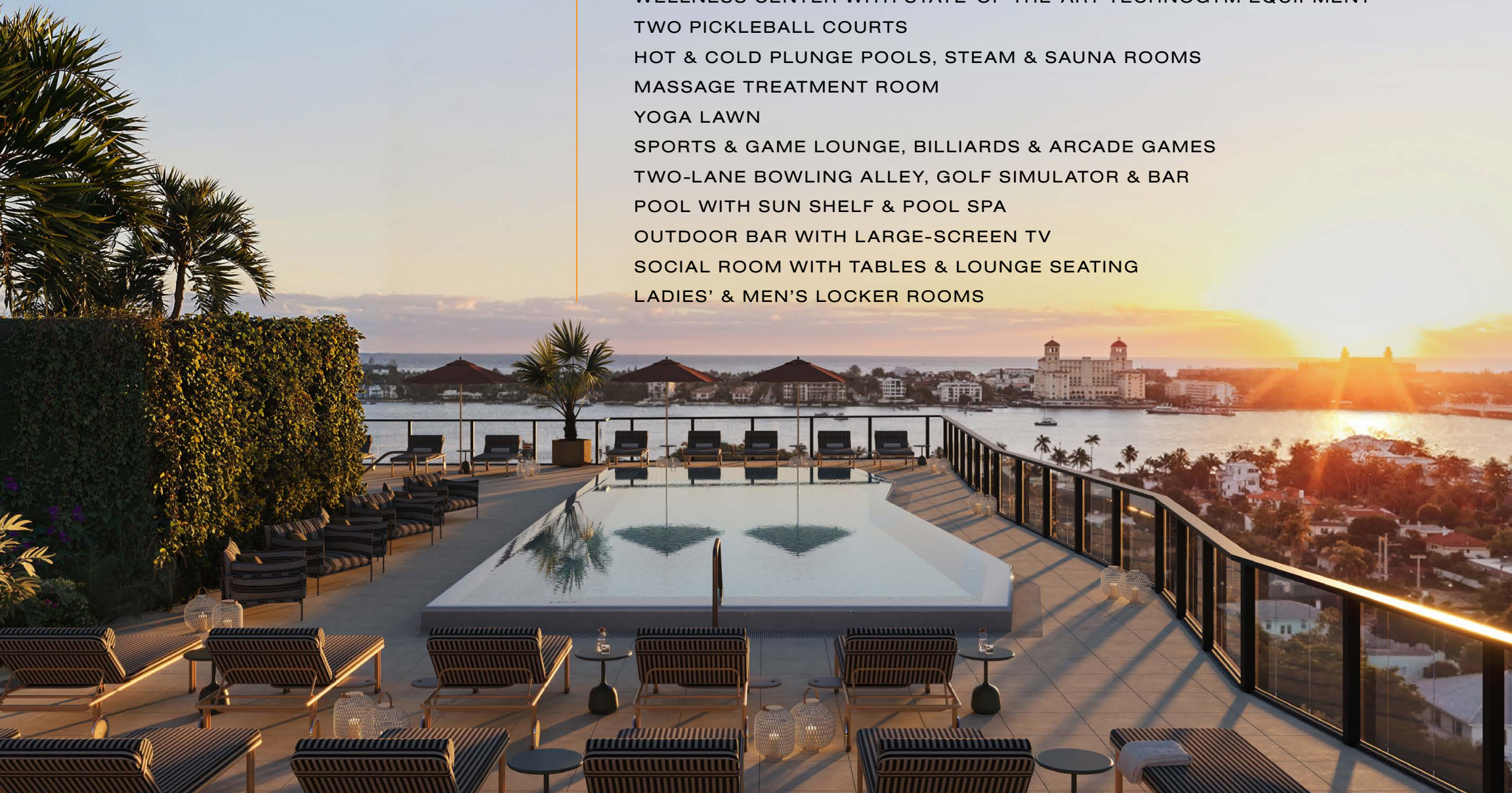


Residents of Nora House will enjoy an expansive suite of indoor and outdoor amenities, including a landscaped courtyard deck with a lap pool and separate pool spa, men's and women's pool bathrooms, and six guest suites for visiting friends and family.

At the rooftop level, amenities expand to include two pickleball courts, a state-of-the-art fitness center, yoga lawn and a comprehensive spa featuring steam rooms, a sauna, massage rooms, and hot and cold plunge pools with dedicated men's and women's facilities. Additional social offerings include a sport and game lounge with billiards, arcade games, and bar; a two-lane bowling alley; golf simulator; and a social room with catering capabilities. Outdoor rooftop features include a pool with a sun shelf and spa, an outdoor bar and social terrace, a fire pit with seating areas, and an elevated landscaped fitness and yoga lawn designed for relaxation and gathering.

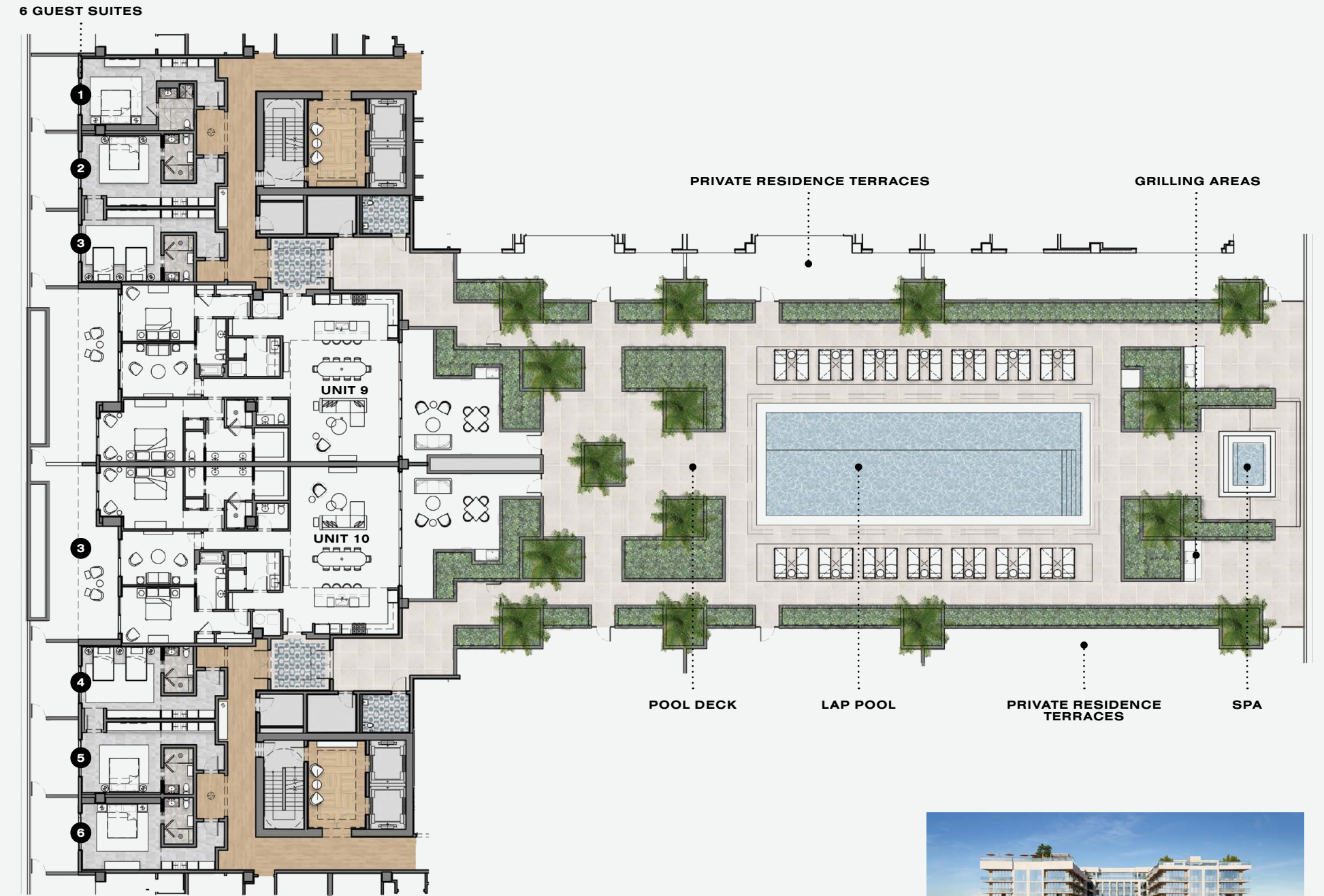
ROOFTOP AMENITIES

- SPACIOUS & AIRY, WITH DRAMATIC CITY, INTRACOASTAL & OCEAN VIEWS
- WELLNESS CENTER WITH STATE-OF-THE-ART TECHNOGYM EQUIPMENT
- TWO PICKLEBALL COURTS
- HOT & COLD PLUNGE POOLS, STEAM & SAUNA ROOMS
- MASSAGE TREATMENT ROOM
- YOGA LAWN
- SPORTS & GAME LOUNGE, BILLIARDS & ARCADE GAMES
- TWO-LANE BOWLING ALLEY, GOLF SIMULATOR & BAR
- POOL WITH SUN SHELF & POOL SPA
- OUTDOOR BAR WITH LARGE-SCREEN TV
- SOCIAL ROOM WITH TABLES & LOUNGE SEATING
- LADIES' & MEN'S LOCKER ROOMS



TERRACE LEVEL 4 AMENITIES

- LARGE OPEN POOL & COURTYARD WITH SOCIAL & PRIVATE SEATING AREAS
- LAP POOL & SEPARATE POOL SPA
- LADIES' & MEN'S POOL BATHS
- SIX GUEST SUITES FOR VISITING FAMILY & FRIENDS



PARKING LEVELS 2 & 3 – RESIDENCE PARKING LEVELS

- Level 2 – Maintenance Office
- Level 3 – Pet grooming station



GROUND LEVEL AMENITIES

- Lobby & arrival court
- Boardroom
- Co-working space
- Bicycle storage
- Mail room & package center



RESIDENCE FEATURES

RESIDENCE FEATURES

5-1/2" baseboards, 2-1/2" door casings & 8' solid-core doors
10' ceiling heights throughout, except where dropped
Drapery pockets in great room & owner's bedroom, per plan
Floor-to-ceiling impact-glass windows & sliders, per plan
Large terraces with glass railings
Level 5 drywall with smooth finish throughout
Primer & two finish coats of paint; flat-finish walls with semi-gloss trim
Selection of European designer wide-plank hardwood or tile
Terrace flooring: Daltile 12" x 24" Matte Calgary Legacy
Tenant climate-controlled storage
Two parking spaces per residence, one with EV outlet (charger not included)

TERRACE LEVEL RESIDENCES

Expansive terraces opening to the pool & city views, per plan
Outdoor grill & dining areas, per plan with built-in Blaze grill
(only units 409, 410, 412, 414, 416)

GOURMET KITCHEN

Italkraft cabinetry with 36" uppers, per plan
Kallista stainless steel sink, Juxtapose faucet & Juxtapose bar faucet, per plan
Miele dishwasher with top controls, panel-ready
Honed quartzite or quartz countertops with island waterfall & full-height backsplash
Undercounter trash & wine refrigerator, per plan
Wolf/Sub-Zero stainless steel appliance package including:
Sub-Zero 36" over/under refrigerator/freezer with internal/external ice maker, panel-ready
Sub-Zero 24" undercounter wine storage, panel-ready
Wolf 36" 6-burner gas range
Wolf 36" vented exhaust cooktop wall hood
Wolf 30" single wall oven
Wolf 30" speed oven

OWNER'S BATH / BEDROOMS

Hardwood or porcelain tile in bedrooms
Closets with ventilated wood shelving
Quartzite or quartz countertops with 7.5" apron (owner's bath)
Italkraft cabinetry
Inset Infinity linear drain in owner's shower
Majestic Backlit 36" Orbit mirror above 4" backsplashes
Frameless glass shower doors
Badeloft soaking tub, matte white, with Kallista freestanding bath faucet
Walk-in showers with Kallista rain showerhead & handheld attachment
Travertine 12" x 24" tiles for bathroom floors & shower walls
Kallista undermount oval sink, white
Kallista 3-hole tall washbasin faucet
Kallista hooks, towel bars & accessories, per plan
Kallista rain showerhead with handheld & slide rail
Thermostatic trim & volume control
Toto elongated toilet

SECONDARY BATHS

Italkraft cabinetry
Quartz countertops
Porcelain tile showers
Square center Infinity drain
Kallista undermount oval sink
Toto elongated toilet
Kallista Guise single-control faucet & matching accessories
Kohler apron soaking tub with Kallista Guise round showerhead,
single-control trim & transfer, per plan
Majestic oval LED mirror
Infinity center square drain


LAUNDRY

Electrolux 27" white front-load washing machine with SmartBoost
Electrolux 27" white electric dryer
Undermount stainless steel utility sink, per plan
Upper & lower cabinets, per plan
Daltile 12" x 24" flooring, two options
Kohler pull-down faucet with spray head

POWDER ROOMS

Quartz-top vanity with Kallista undermount oval sink
Kallista Guise single-control faucet with matching towel ring & paper holder
Flooring to match kitchen & main area selections
Toto elongated toilet

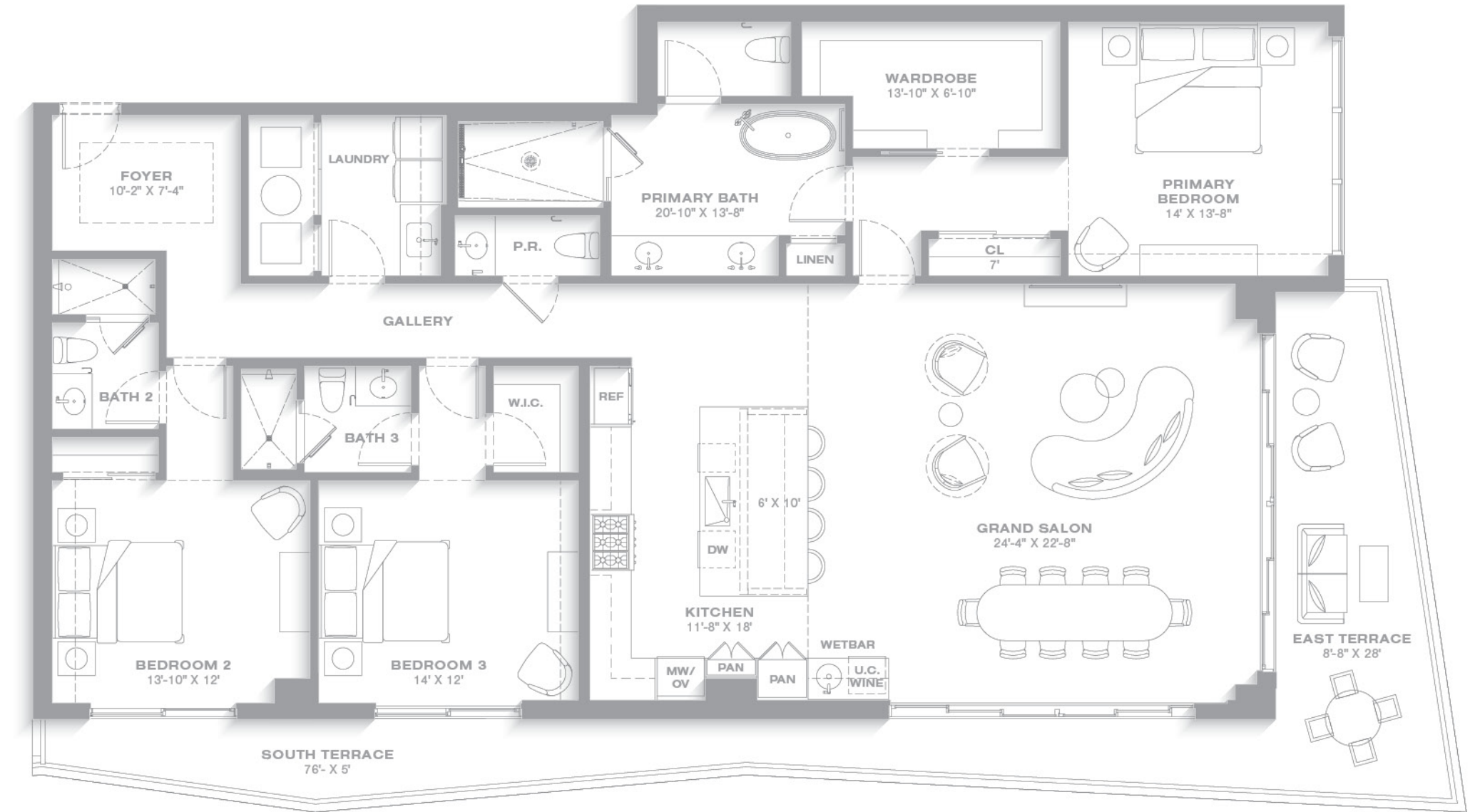
THE RESIDENCES



RESIDENCE 01

3 BEDROOM | 3.5 BATHROOM
 INTERIOR: 2,400 SQ. FT. | TERRACE: 485 SQ. FT.
 TOTAL LIVING AREA: 2,885 SQ. FT.
 VIEW: FACES EAST/SOUTH

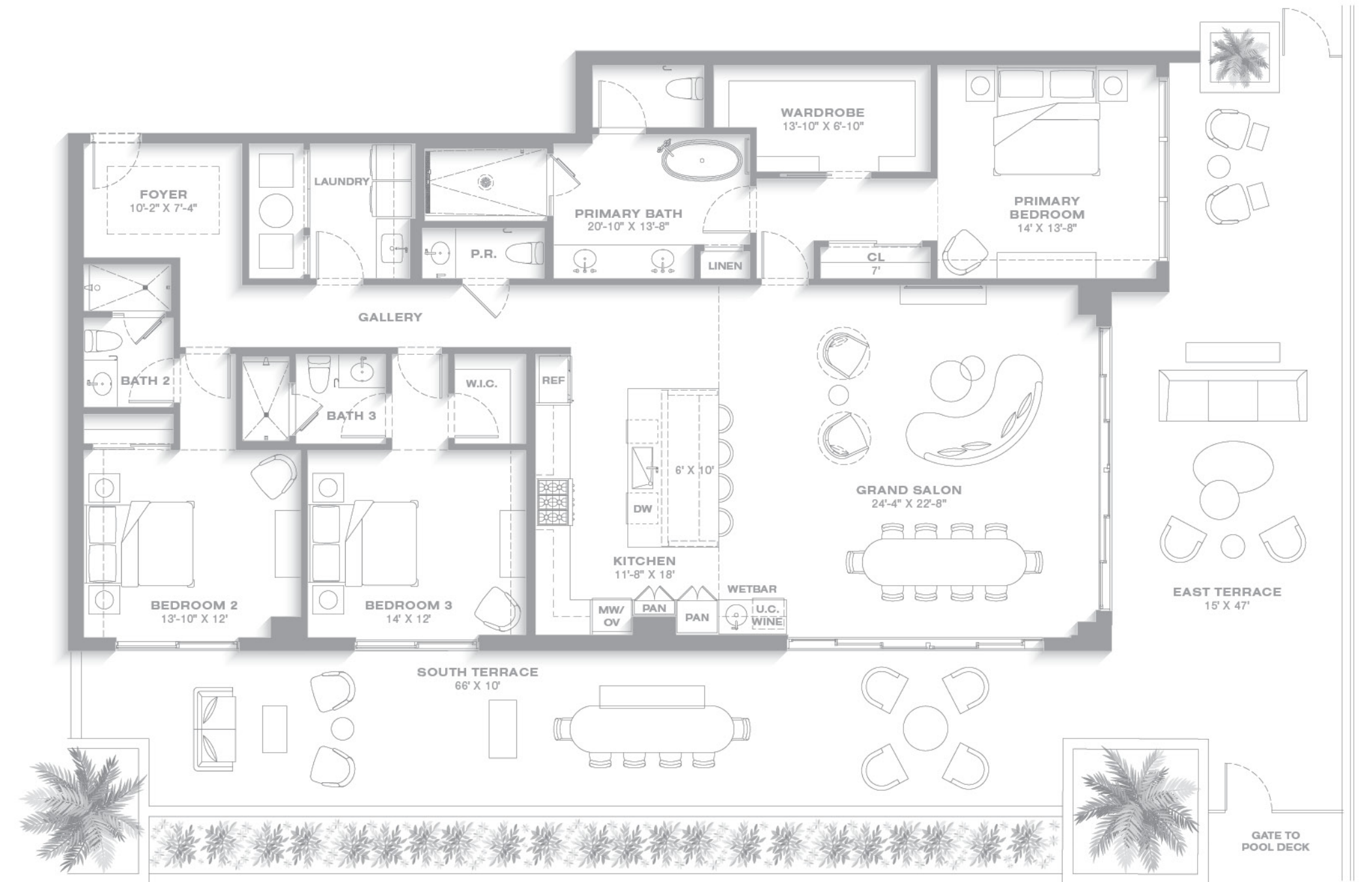
Arrival begins at a welcoming alcove that opens to a refined gallery and gracious entertaining space of impressive scale. Floor-to-ceiling glass extends the living areas and frames an expansive wraparound terrace, creating seamless indoor-outdoor living. Sweeping views span the Intracoastal Waterway, the Atlantic Ocean, and the pool terrace below. The primary suite, complemented by a luxurious bath, offers a tranquil private retreat. With 2,400 square feet of interior living space and nearly 485 square feet of terraces, this generously scaled residence lives exceptionally large.



TERRACE 401

3 BEDROOM | 3.5 BATHROOM
 INTERIOR: 2,400 SQ. FT. | TERRACE: 1,275 SQ. FT.
 TOTAL LIVING AREA: 3,675 SQ. FT.
 VIEW: FACES EAST/SOUTH

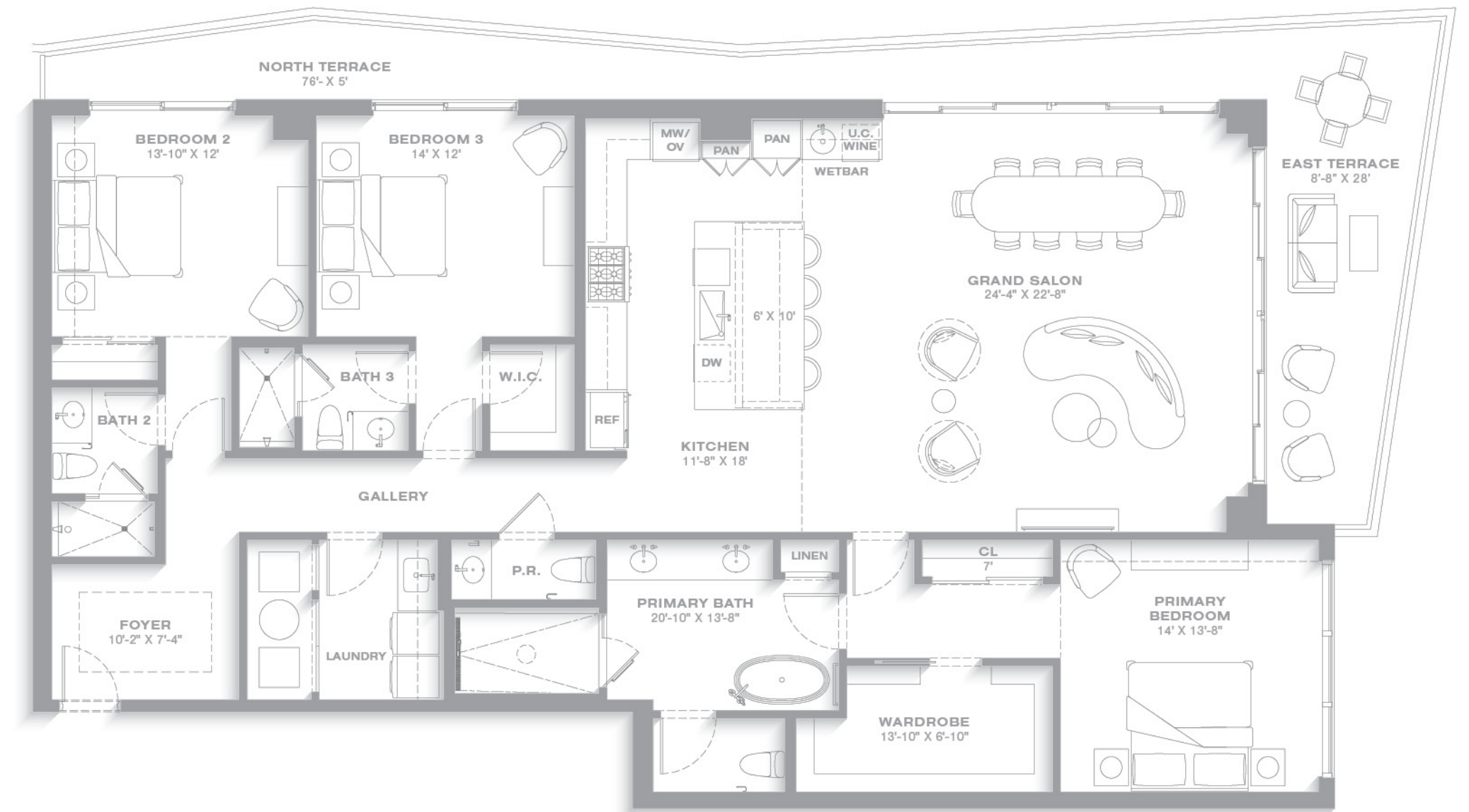
A gracious alcove leads to a long gallery, opening to a thoroughly entertaining space, grand in both scale and design. Floor-to-ceiling glass extends the living areas to a private terrace of approximately 1,275 square feet that wraps nearly the entire residence. Lush planters provide privacy, separating the outdoor living spaces from the pool and spa beyond. Views extend to the Intracoastal Waterway and the Atlantic Ocean. A wet bar and chef's kitchen further enhance the entertaining experience. The primary suite and its sumptuous bath offer a serene private retreat. With approximately 2,400 square feet of interior space, this gracious residence lives expansively.



RESIDENCE 02

3 BEDROOM | 3.5 BATHROOM
 INTERIOR: 2,400 SQ. FT. | TERRACE: 485 SQ. FT.
 TOTAL LIVING AREA: 2,885 SQ. FT.
 VIEW: FACES EAST/NORTH

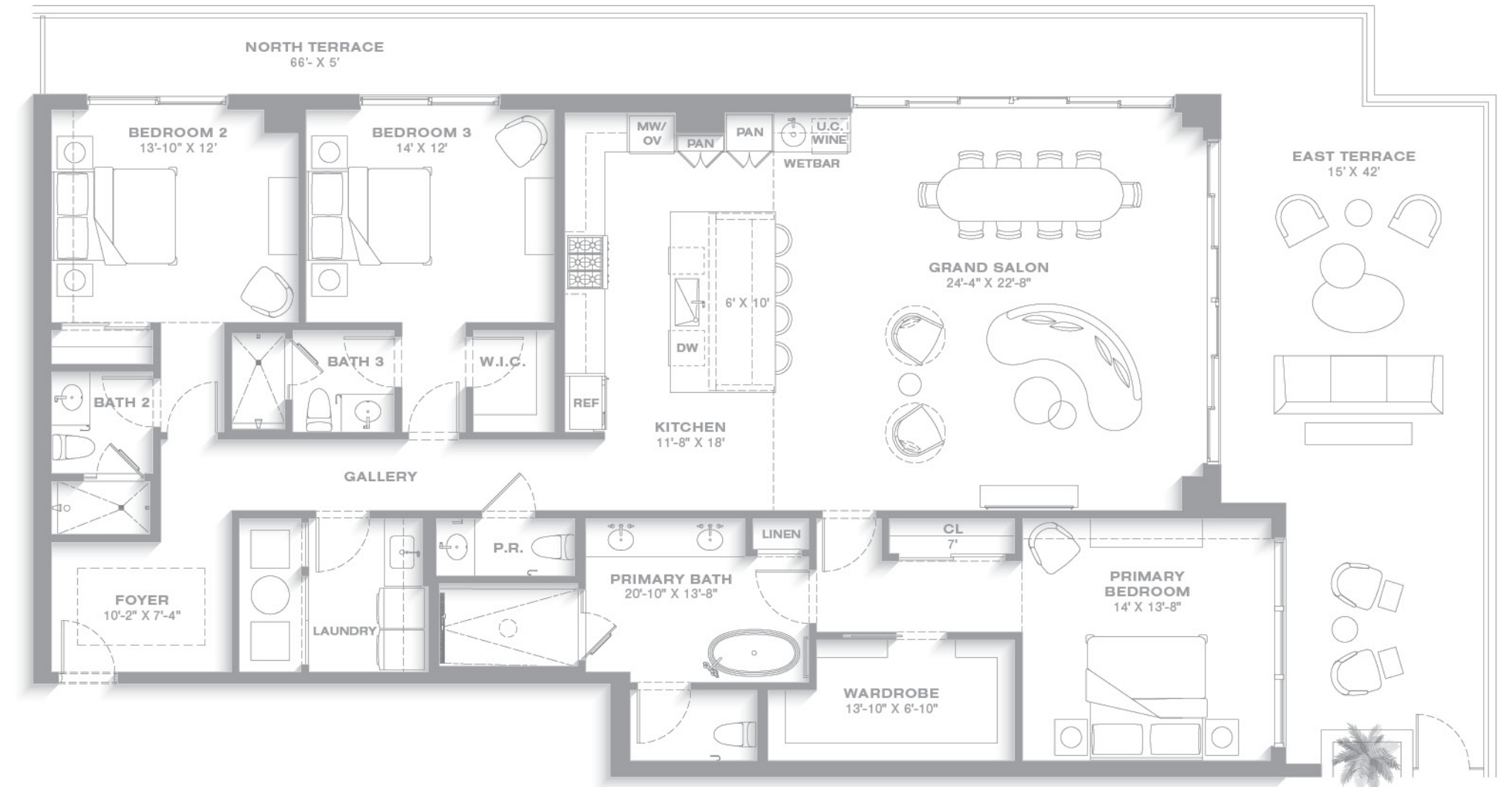
With north- and east-facing views across the Intracoastal Waterway and the Atlantic Ocean, the sweeping panorama of the Palm Beaches is ever present. Arrival begins at a gracious alcove that leads into a long gallery, opening to an expansive entertaining space of impressive scale. Floor-to-ceiling glass walls extend the living areas to a wide terrace that wraps nearly the full perimeter of the residence, creating a seamless indoor-outdoor connection. The primary suite, paired with a sumptuous bath, serves as a tranquil private retreat. Offering 2,400 square feet of conditioned interior space and nearly 485 square feet of terraces, this generously scaled residence lives exceptionally large.



TERRACE 402

3 BEDROOM | 3.5 BATHROOM
 INTERIOR: 2,400 SQ. FT. | TERRACE: 895 SQ. FT.
 TOTAL LIVING AREA: 3,295 SQ. FT.
 VIEW: FACES EAST/NORTH

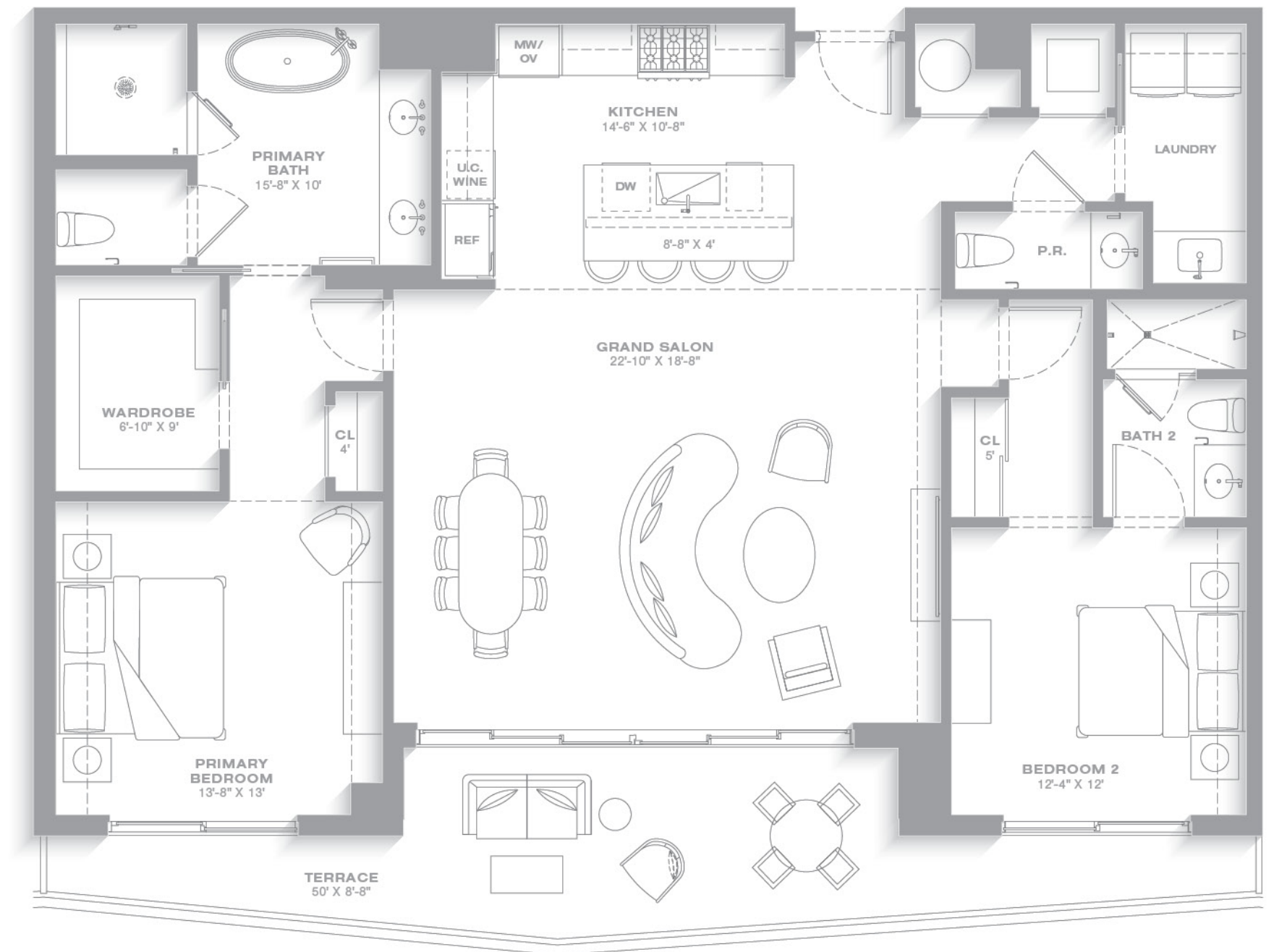
With north- and east-facing views of the Intracoastal Waterway and the Atlantic Ocean, the panorama of the Palm Beaches is a constant companion. Arrival begins at a gracious alcove leading to a long gallery, opening to an expansive entertaining space grand in both scale and design. Floor-to-ceiling glass extends the living areas to a sunlit private terrace of nearly 900 square feet that wraps almost the entire residence. Views span the Intracoastal Waterway, the Atlantic, and West Palm Beach, reaching to Singer Island beyond. The grand salon is complemented by a chef's kitchen and wet bar with wine refrigeration. The primary suite and its sumptuous bath provide a serene private retreat. Offering approximately 2,400 square feet of interior space and generous outdoor terraces, this residence encompasses approximately 3,295 square feet of total living space and lives exceptionally large.



RESIDENCE 03

2 BEDROOM | 2.5 BATHROOM
 INTERIOR: 1,650 SQ. FT. | TERRACE: 278 SQ. FT.
 TOTAL LIVING AREA: 1,928 SQ. FT.
 VIEW: FACES SOUTH

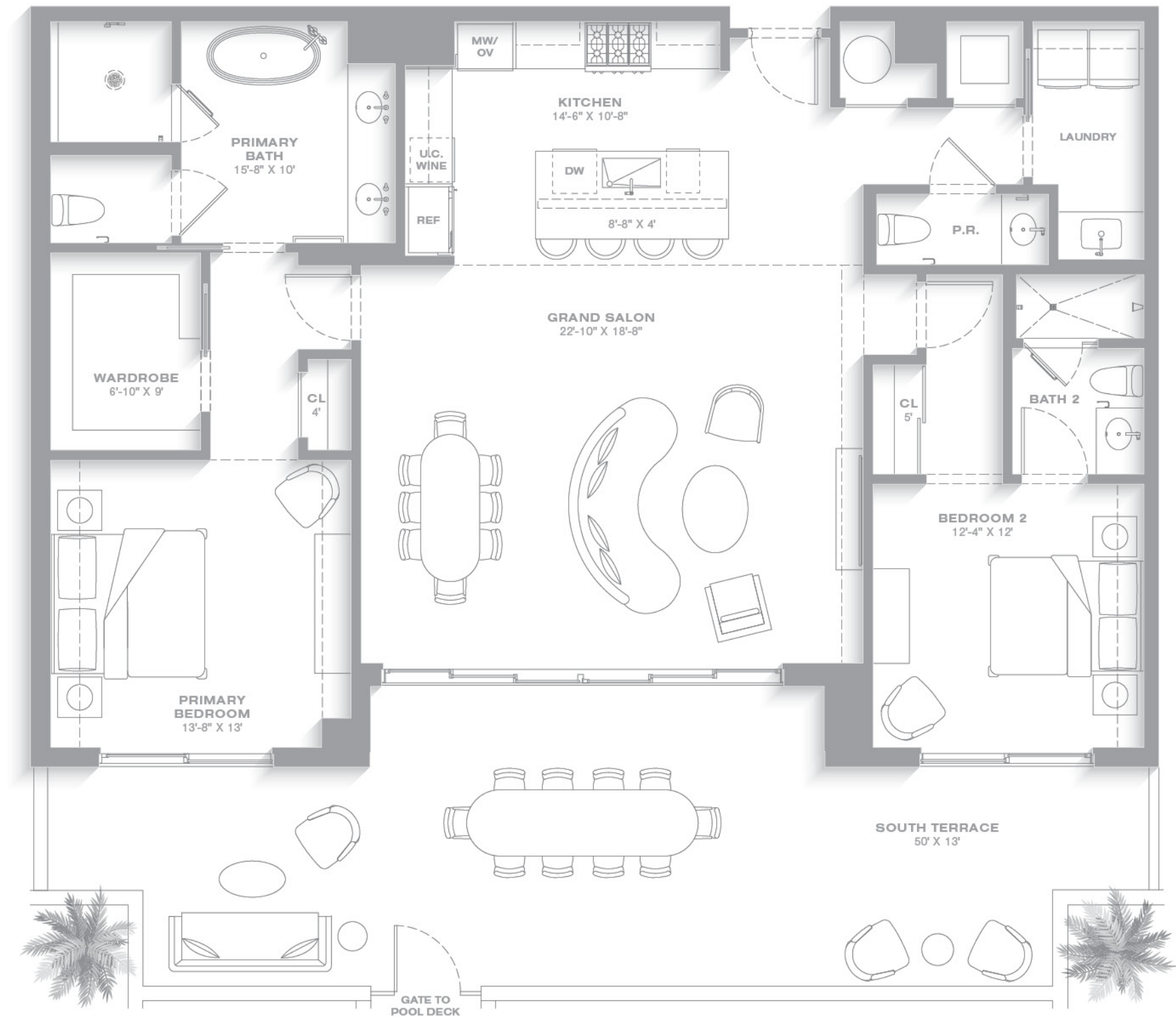
Ideal as a primary residence or an elegant pied-à-terre, this well-appointed two-bedroom home is thoughtfully designed for comfort and efficiency. The grand salon lives up to its name, opening to an inviting terrace with views toward West Palm Beach, the Intracoastal Waterway, and glimpses of the Atlantic Ocean. The salon and both bedroom suites enjoy direct access to the terrace. Below, one of Nora House's two pool terraces features a spa and generous lounging areas. Offering 1,650 square feet of interior living space, this residence provides a refined and comfortable lifestyle with luxurious amenities above and below.



TERRACE 403

2 BEDROOM | 2.5 BATHROOM
 INTERIOR: 1,650 SQ. FT. | TERRACE: 540 SQ. FT.
 TOTAL LIVING AREA: 2,190 SQ. FT.
 VIEW: FACES SOUTH

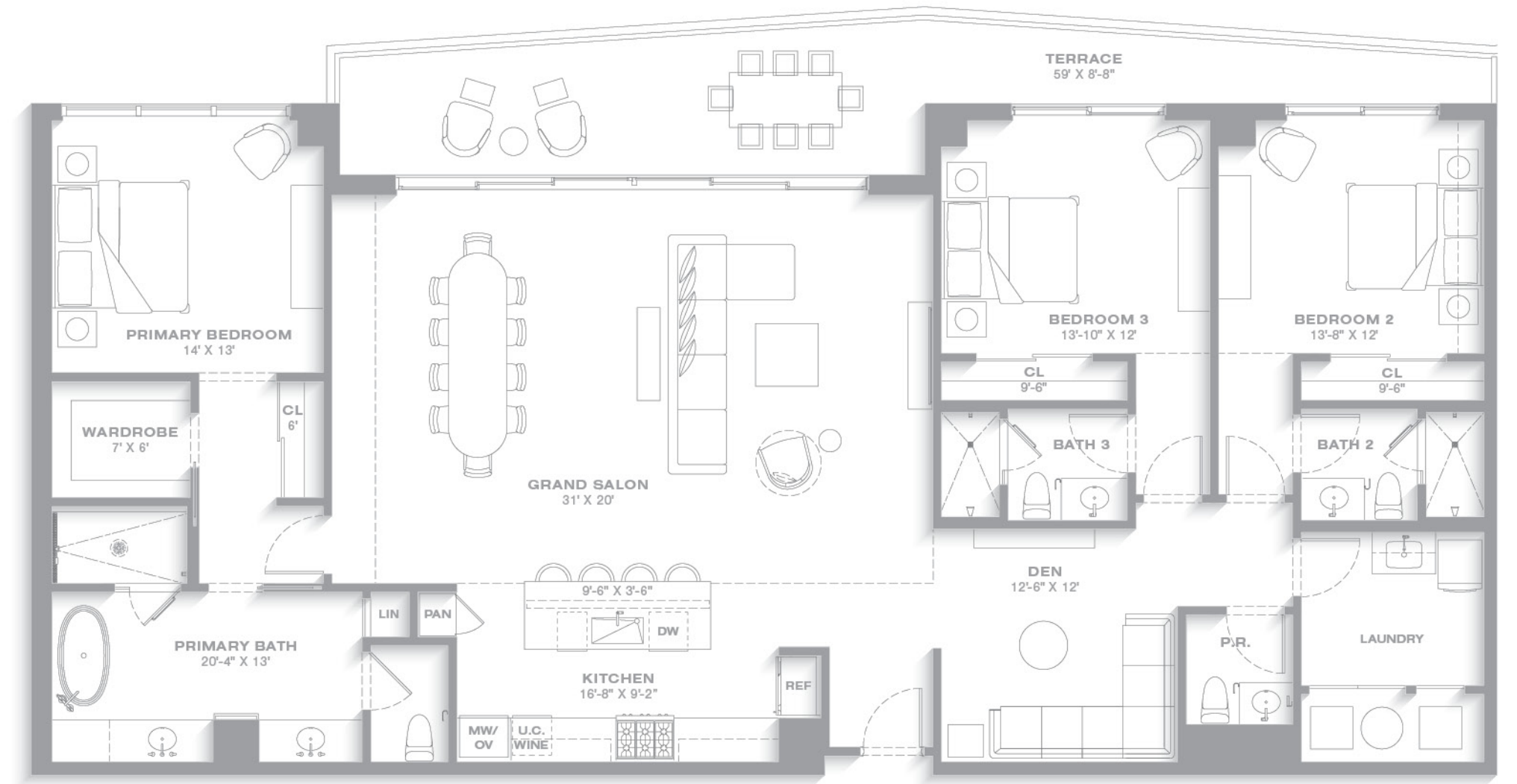
Intimate yet compelling, Terrace 403 opens from every room through floor-to-ceiling glass doors to a private terrace nearly 50 feet in length. Separated by a planter, this terrace transitions seamlessly to a second outdoor space featuring a pool terrace, spa, and lounge area. Views extend across West Palm Beach and the Intracoastal Waterway, with glimpses of the Atlantic Ocean beyond. Encompassing approximately 2,190 square feet of total living space, this residence is ideally suited as a primary home or an elegant Florida pied-à-terre, enhanced by the amenities of Nora House and just below, the vibrancy of the Nora District.



RESIDENCE 04

3 BEDROOM | 3.5 BATHROOM + DEN / BEDROOM 4
 INTERIOR: 2,435 SQ. FT. | TERRACE: 350 SQ. FT.
 TOTAL LIVING AREA: 2,785 SQ. FT.
 VIEW: FACES NORTH

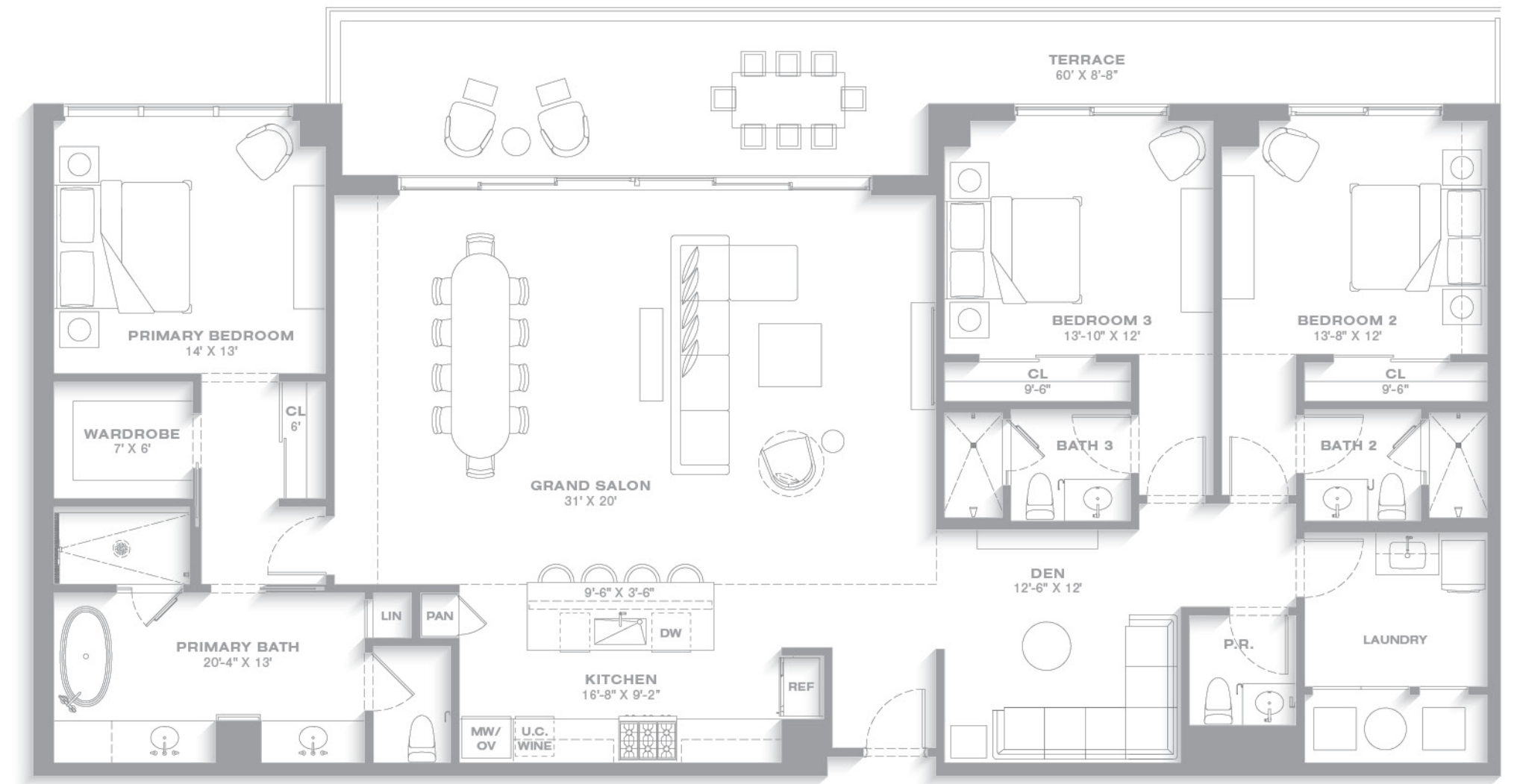
First impressions are defined by sweeping views – every bedroom and the grand salon look out to the Intracoastal Waterway and the Atlantic Ocean. Floor-to-ceiling glass throughout, with most rooms opening to an impressive terrace nearly 350 square feet in length, enhances the connection to the outdoors. This unique and spacious floor plan features three bedroom suites, complemented by a cozy den that expands the main living area. The primary suite offers a deep soaking tub and a separate rain shower appointed with Kallista fixtures. In total, the residence encompasses 2,785 square feet of living space.



TERRACE 404

3 BEDROOM | 3.5 BATHROOM + DEN
INTERIOR: 2,435 SQ. FT. | TERRACE: 410 SQ. FT.
TOTAL LIVING AREA: 2,845 SQ. FT.
VIEW: FACES NORTH

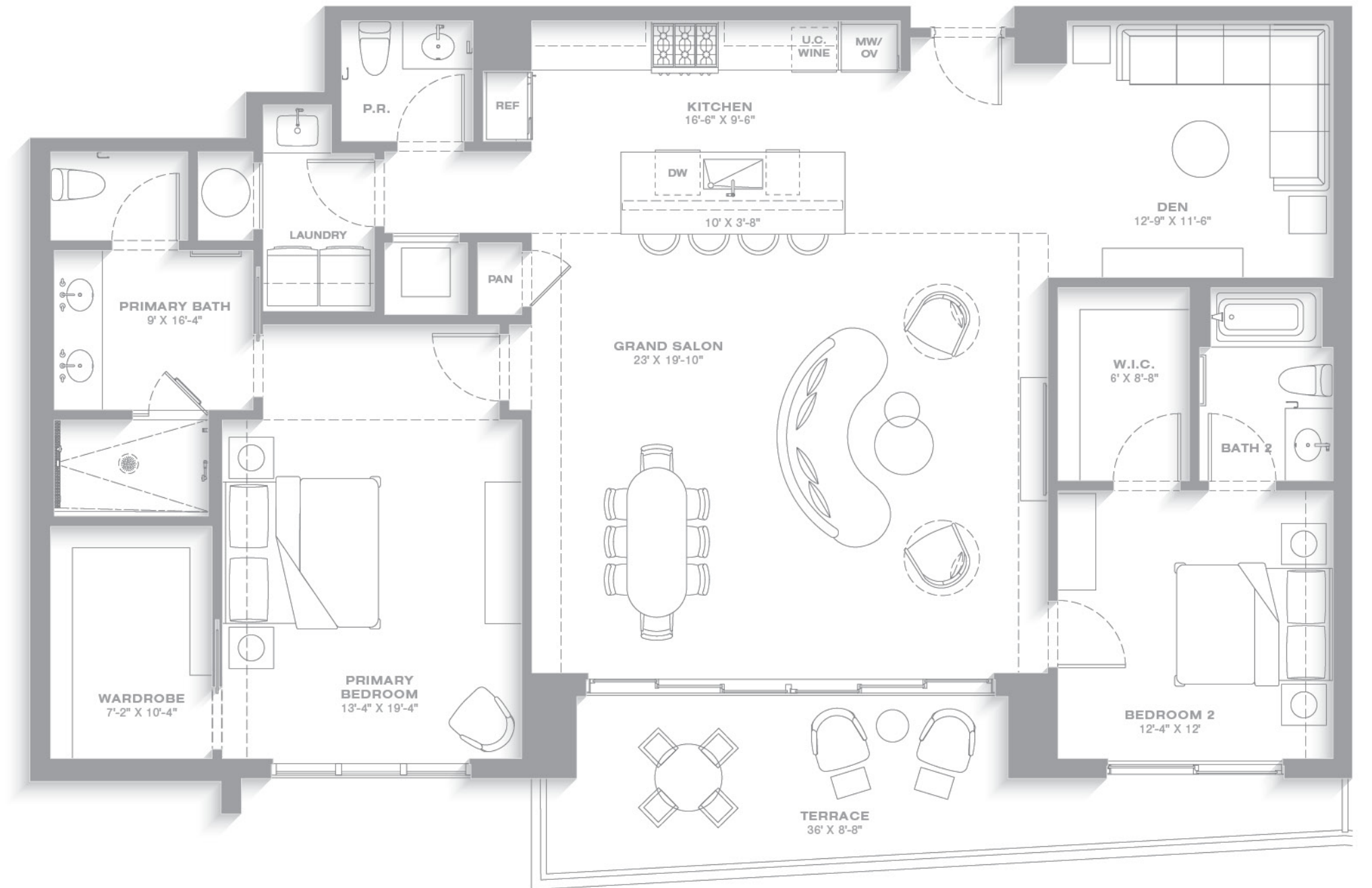
First impressions are defined by sweeping views, with the grand salon and every bedroom overlooking the Intracoastal Waterway and the Atlantic Ocean. Floor-to-ceiling glass throughout, with most rooms opening to a terrace nearly 60 feet in length, enhances the connection to the outdoors. This unique and generously scaled floor plan features three bedroom suites, complemented by a cozy den that expands the main living area. The primary suite is particularly refined, offering a deep soaking tub and a separate rain shower appointed with Kallista fixtures. In total, the residence encompasses just under 2,435 square feet of living space.



RESIDENCE 05

2 BEDROOM | 2.5 BATHROOM + DEN
 INTERIOR: 1,840 SQ. FT. | TERRACE: 216 SQ. FT.
 TOTAL LIVING AREA: 2,056 SQ. FT.
 VIEW: FACES SOUTH

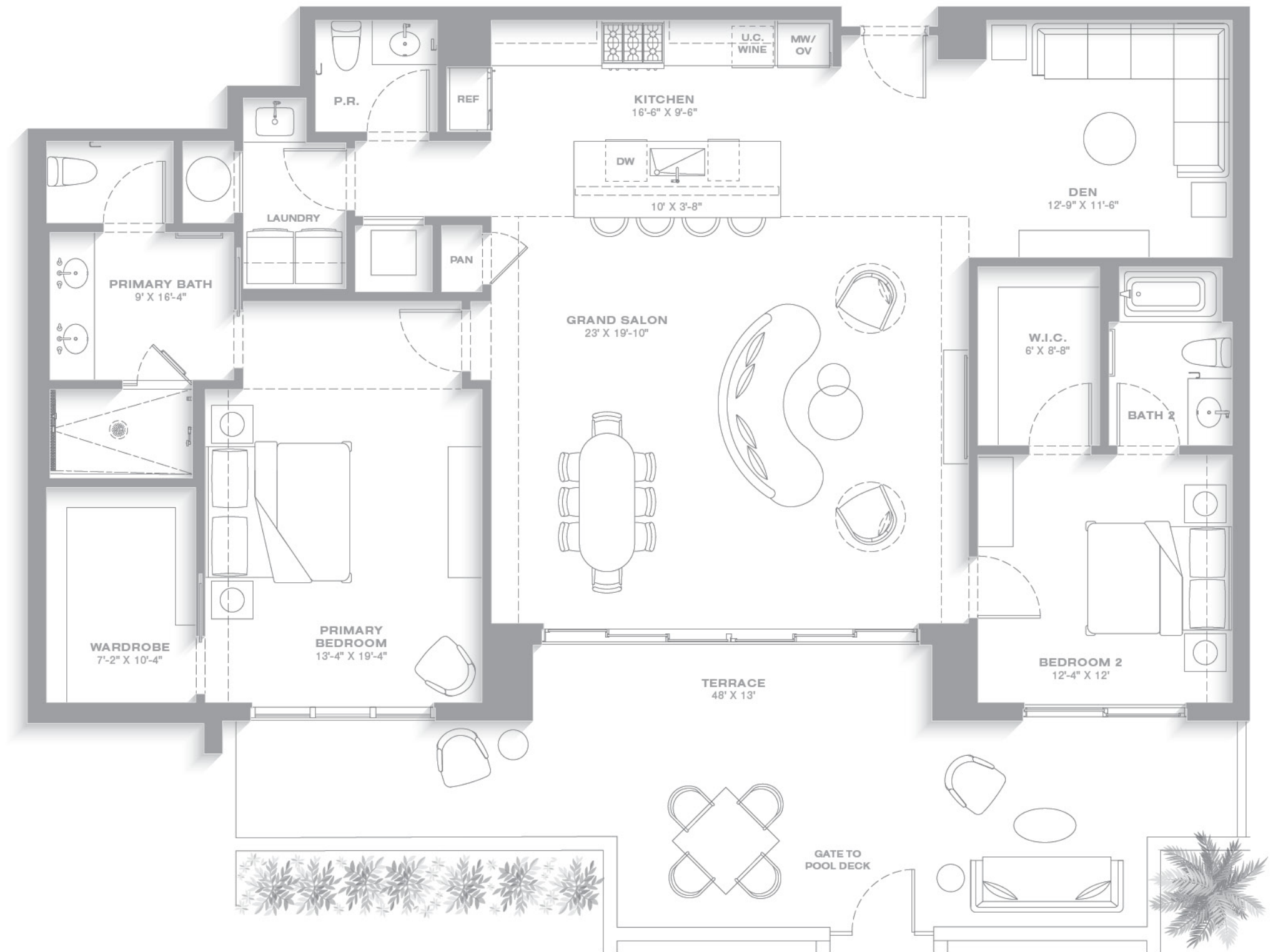
At over 1,840 square feet of total living space, Residence 05 enjoys views across the pool terrace to the Intracoastal Waterway and, beyond, the Atlantic Ocean. Well suited for full-time living or seasonal residency, the floor plan provides both comfort and flexibility. A den, ideal for use as a home office, further enhances the residence's versatility. Standard finishes are exceptional, featuring Wolf, Sub-Zero, and Miele appliances, along with Kallista bath appointments. Personalization is supported by a curated selection of premium wood and stone finishes.



TERRACE 405

2 BEDROOM | 2.5 BATHROOM + DEN
 INTERIOR: 1,840 SQ. FT. | TERRACE: 455 SQ. FT.
 TOTAL LIVING AREA: 2,295 SQ. FT.
 VIEW: FACES SOUTH

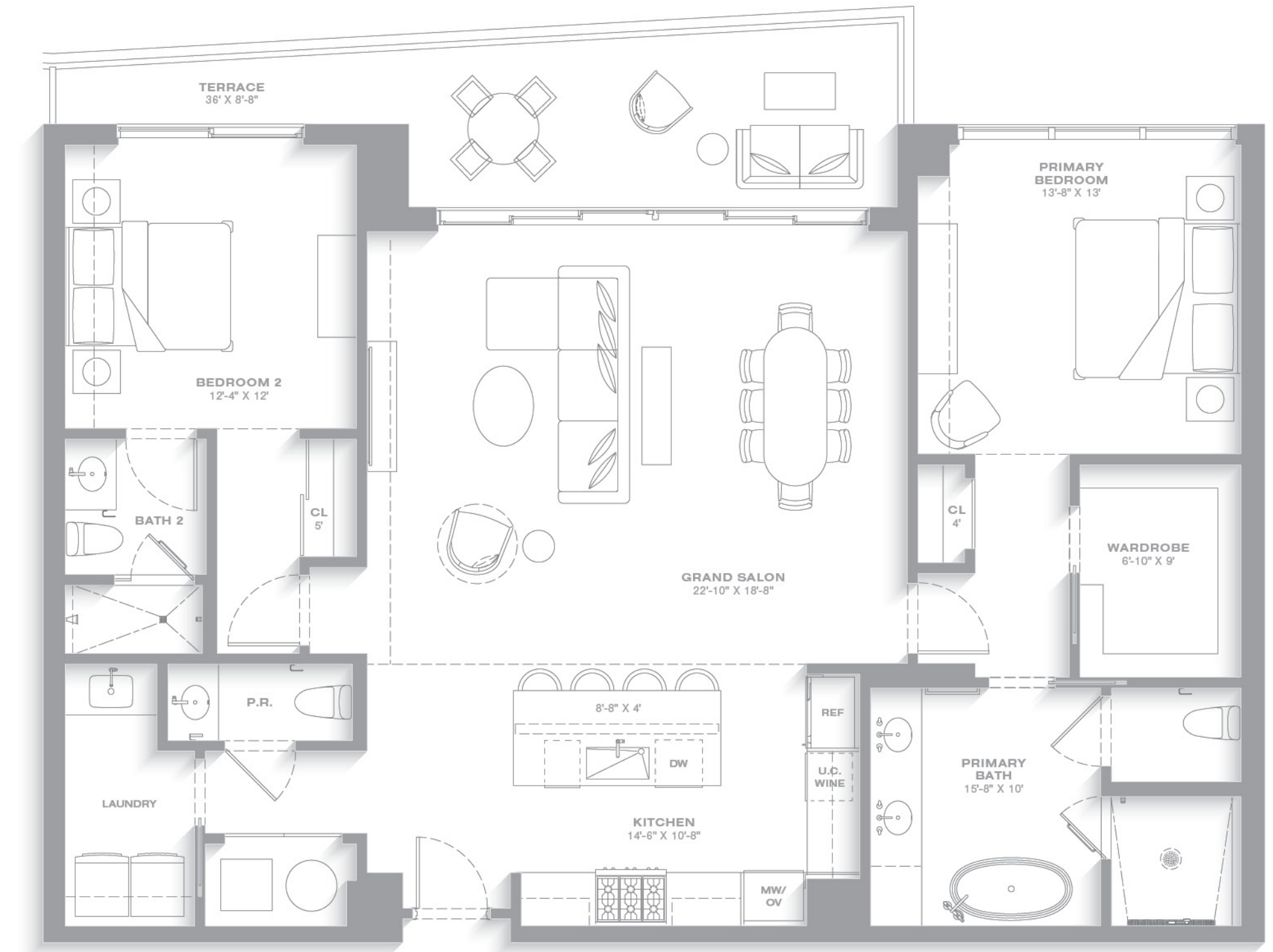
Offering 1,840 square feet of total living space, Terrace 405 provides generous flexibility for full-time living or seasonal residency. A versatile den, well suited for use as a home office, enhances the functionality of the floor plan. The highlight of the residence is the expansive private terrace, opening directly to a pool, spa, and lounge areas. Full-height glass walls throughout create a dramatic and inviting indoor-outdoor connection, defining this exceptional two-bedroom layout. Standard finishes are of the highest quality, featuring Wolf, Sub-Zero, and Miele appliances, along with Kallista bath appointments. Opportunities for personalization are further enhanced by a curated selection of premium wood and stone finishes.



RESIDENCE 06

2 BEDROOM | 2.5 BATHROOM
 INTERIOR: 1,655 SQ. FT. | TERRACE: 217 SQ. FT.
 TOTAL LIVING AREA: 1,872 SQ. FT.
 VIEW: FACES NORTH

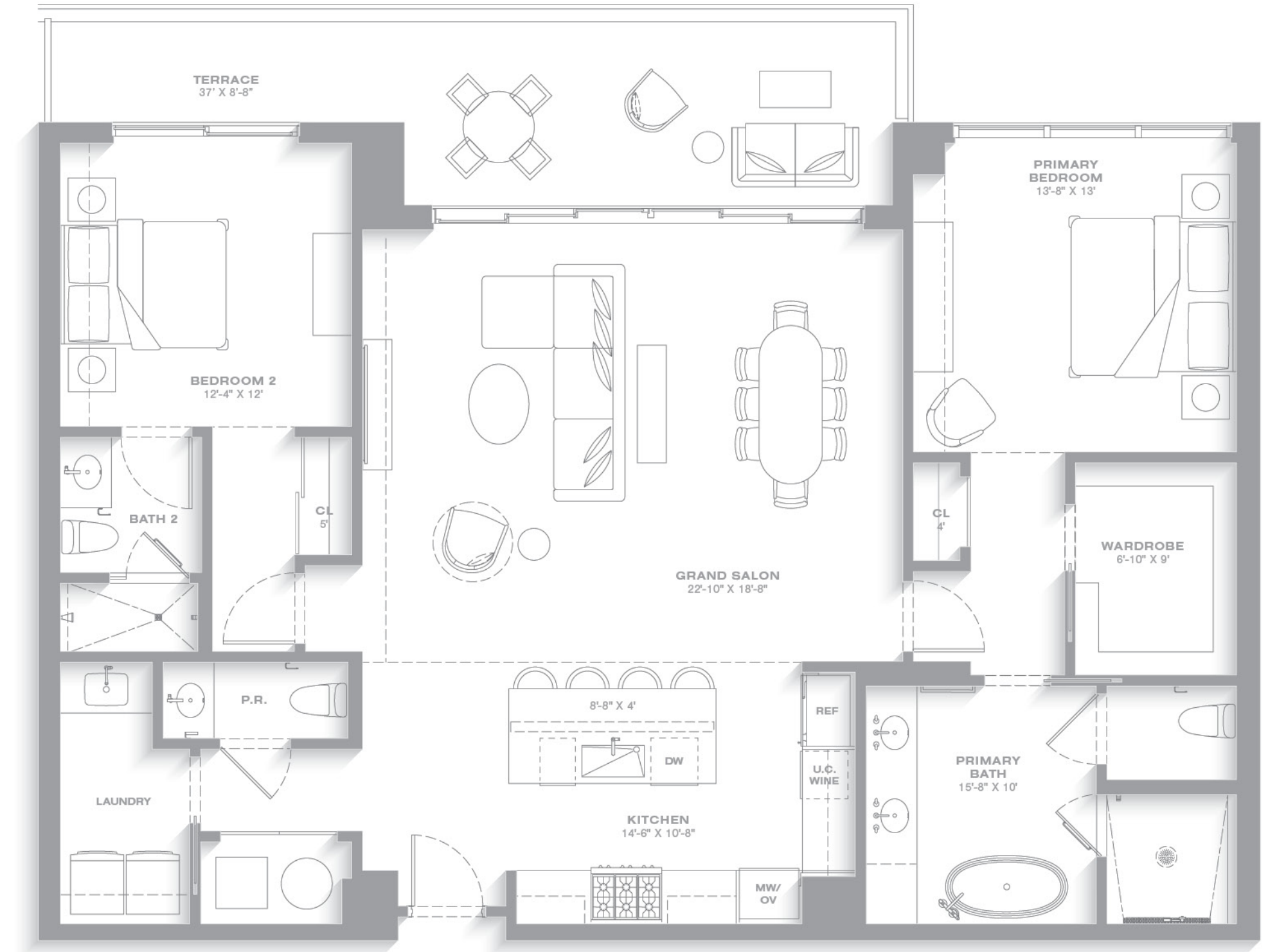
This comfortable residence is thoughtfully organized around the kitchen, dining area, and living room, all of which open directly to the terrace. A spacious primary suite features a deep soaking tub and a separate rain shower appointed with Kallista fixtures. Just shy of 1,655 square feet, this residence enjoys westward exposures with glowing sunset views. From the terrace, northeast Intracoastal Waterway vistas extend toward Singer Island, complementing this enviable home at the heart of the Nora District.



TERRACE 406

2 BEDROOM | 2.5 BATHROOM
 INTERIOR: 1,655 SQ. FT. | TERRACE: 255 SQ. FT.
 TOTAL LIVING AREA: 1,910 SQ. FT.
 VIEW: FACES NORTH

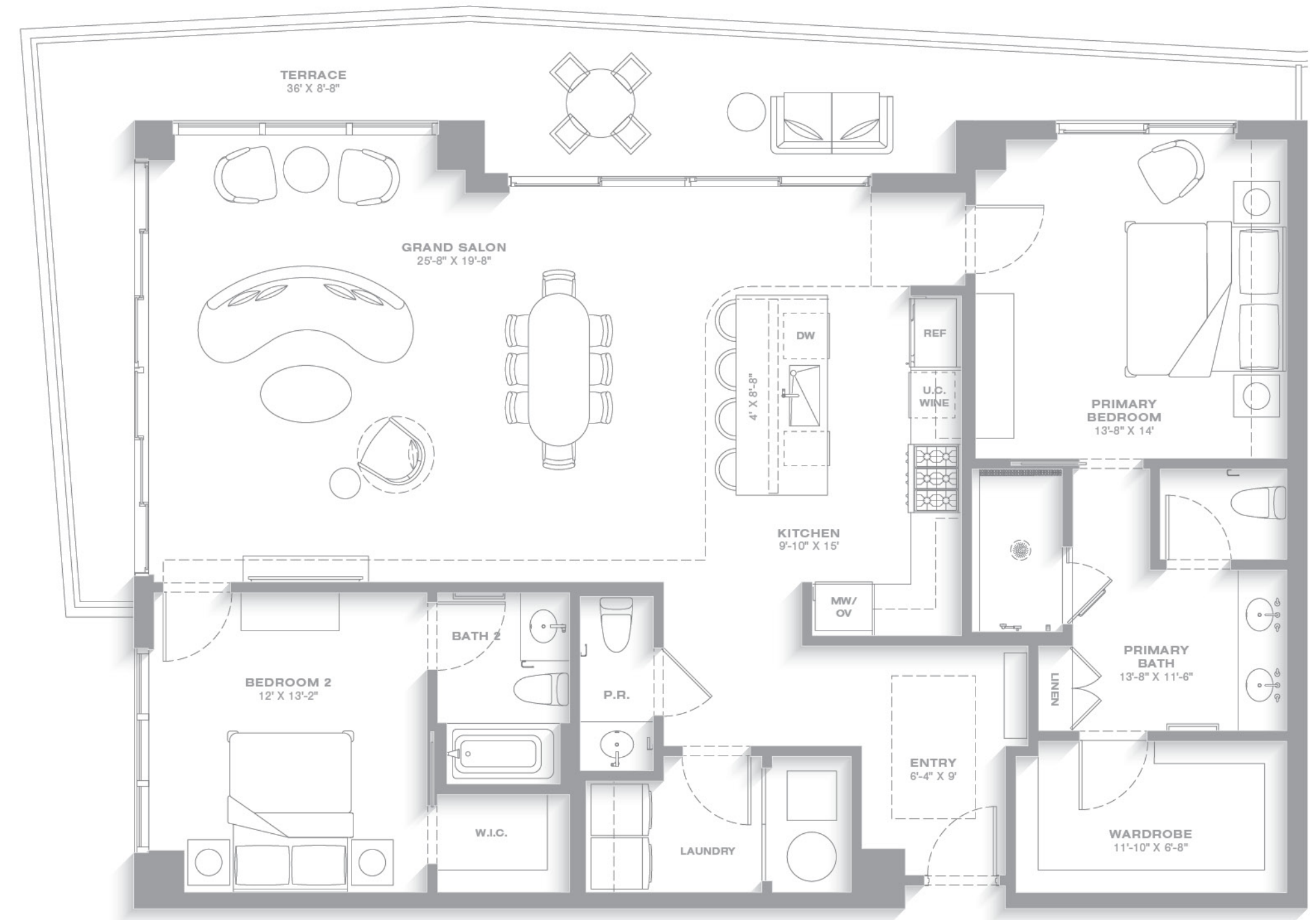
This comfortable residence is thoughtfully centered around the kitchen, dining area, and living room, all of which open directly to the terrace. A spacious primary suite features a deep soaking tub and a separate rain shower appointed with Kallista fixtures. Standard finishes throughout the chef's kitchen are exceptional, including Wolf, Sub-Zero, and Miele appliances, complemented by Kallista bath appointments. Personalization is supported by a curated selection of premium wood and stone finishes. Encompassing approximately 1,910 square feet of total living space, the residence enjoys views of the Intracoastal Waterway and Singer Island. Completing the experience are the amenities of Nora House and the vibrancy of the Nora District, offering a dynamic and refined lifestyle.



RESIDENCE 07

2 BEDROOM | 2.5 BATHROOM
 INTERIOR: 1,695 SQ. FT. | TERRACE: 365 SQ. FT.
 TOTAL LIVING AREA: 2,060 SQ. FT.
 VIEW: FACES NORTH/WEST

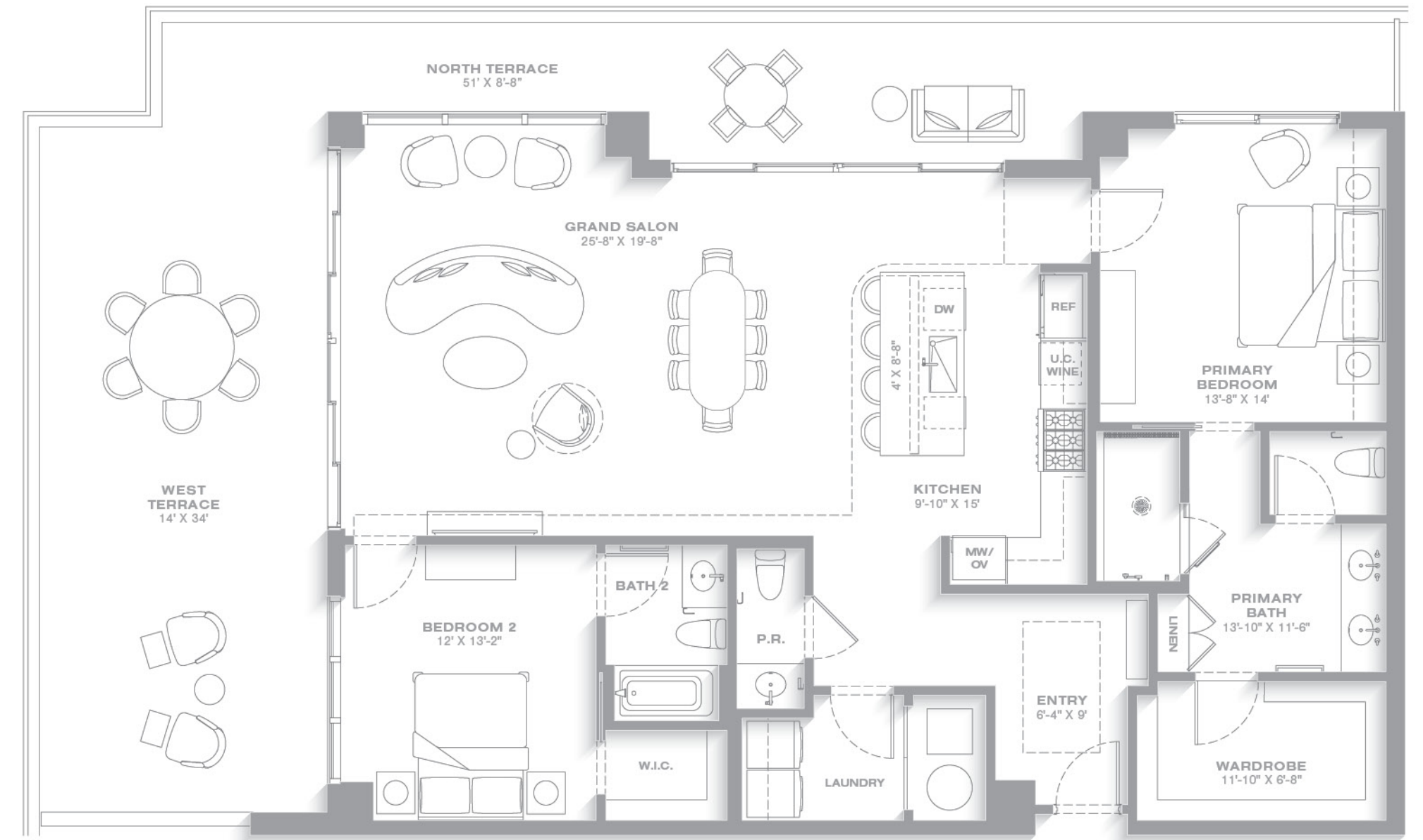
This highly desirable corner residence features a wraparound terrace of approximately 365 square feet. The grand salon is both dramatic and inviting, framed by floor-to-ceiling window walls that open to a sunlit West Palm Beach panorama. Northern views extend across the Intracoastal Waterway to Singer Island, while western exposures capture striking sunsets. With nearly 1,695 square feet of interior space, this two-bedroom floor plan offers comfortable living for both seasonal and year-round residents.



TERRACE 407

2 BEDROOM | 2.5 BATHROOM
 INTERIOR: 1,695 SQ. FT. | TERRACE: 830 SQ. FT.
 TOTAL LIVING AREA: 2,525 SQ. FT.
 VIEW: FACES NORTH/WEST

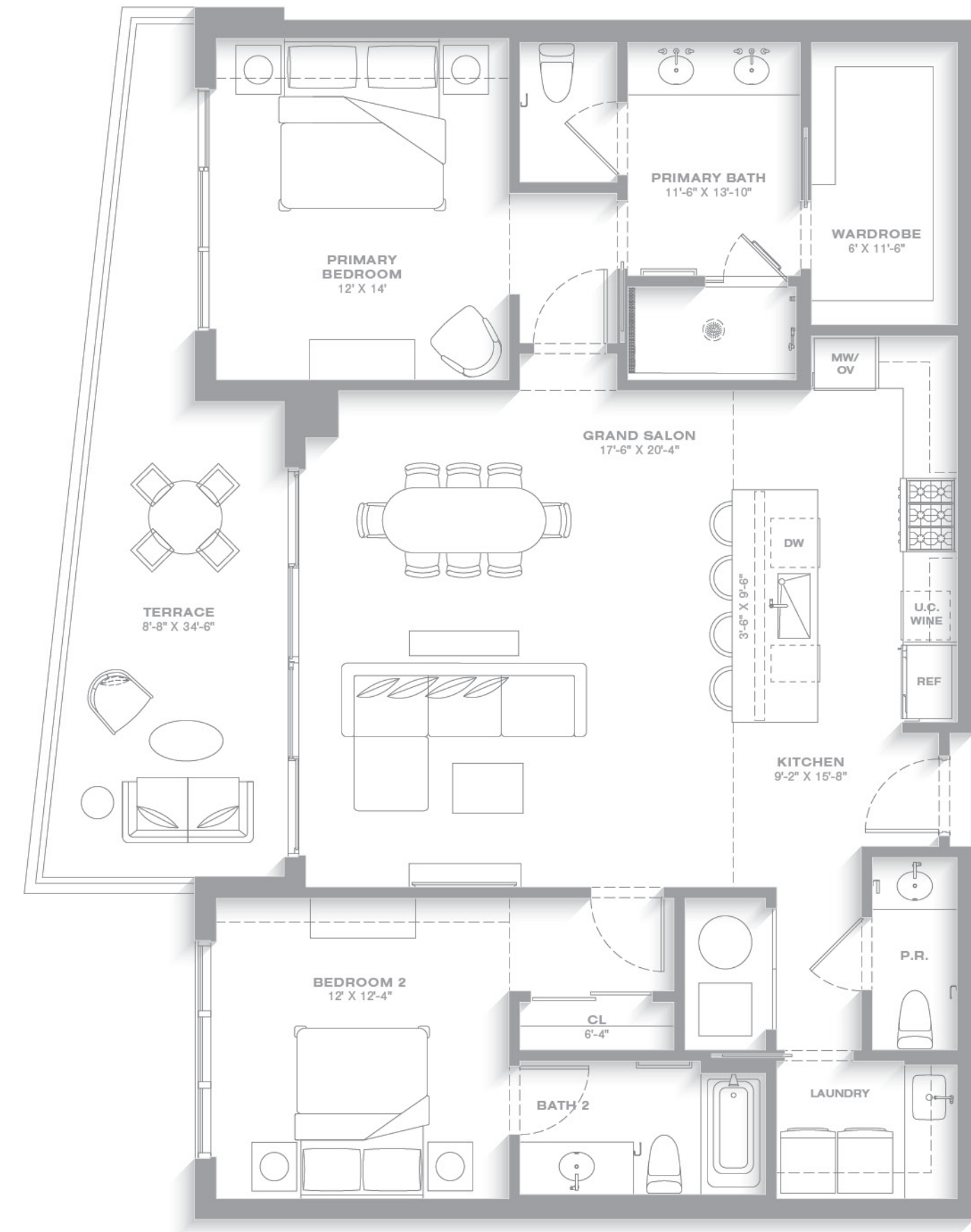
This highly desirable corner residence features an expansive wraparound terrace of approximately 830 square feet. The grand salon is generously scaled, framed by floor-to-ceiling window walls that open to a sunlit West Palm Beach panorama. Northern views extend across the Intracoastal Waterway to Singer Island, with striking sunset vistas. With nearly 1,695 square feet of interior space, this two-bedroom floor plan offers comfortable living for both seasonal and year-round residents, complemented by the exceptional amenities of Nora House and the vibrancy of the Nora District.



RESIDENCE 08

2 BEDROOM | 2.5 BATHROOM
 INTERIOR: 1,465 SQ. FT. | TERRACE: 250 SQ. FT.
 TOTAL LIVING AREA: 1,715 SQ. FT.
 VIEW: FACES WEST

Ideal as an efficient primary residence or an elegant pied-à-terre, this well-appointed two-bedroom home is thoughtfully designed for comfortable living. The grand salon lives up to its name, opening to a terrace with expansive westward views and magnificent sunsets. Both the salon and the primary bedroom suite enjoy direct access to the terrace. This residence offers a refined lifestyle complemented by the many Nora House amenities and the vibrancy of Palm Beach living.



RESIDENCE 09

3 BEDROOM | 3.5 BATHROOM + DEN / BEDROOM 4
 INTERIOR: 2,645 SQ. FT. | TERRACE: 590 SQ. FT.
 TOTAL LIVING AREA: 3,235 SQ. FT.
 VIEW: FACES WEST/EAST

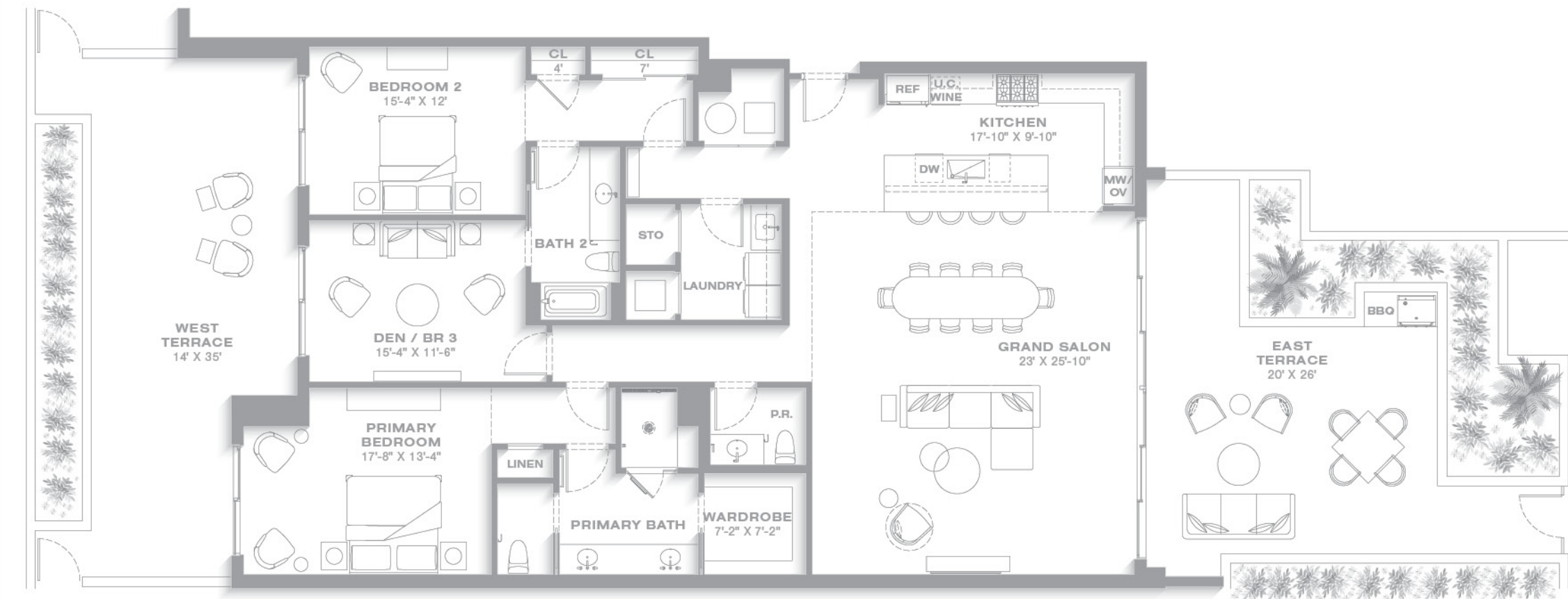
As expansive as it is exceptional, this residence is one of only two through-floor plans at Nora House. The grand salon lives up to its name, featuring a full-height window wall that opens to a terrace overlooking the tropical pool terrace and extending views to the Intracoastal Waterway and the Atlantic Ocean beyond. Three ensuite bedrooms each open to the private terrace and enjoys sunset views. The primary suite offers a deep soaking tub and a waterfall shower, appointed throughout with Kallista fixtures. A versatile den—ideal as a fourth bedroom with a shared bath—completes this spacious plan.



TERRACE 409

2 BEDROOM | 2.5 BATHROOM + DEN / BEDROOM 3
 INTERIOR: 2,340 SQ. FT. | TERRACE: 985 SQ. FT.
 TOTAL LIVING AREA: 3,325 SQ. FT.
 VIEW: FACES EAST/WEST

As expansive as it is exceptional, this residence is one of only two through-floor plans at Nora House. The grand salon lives up to its name, defined by a full-height window wall that opens to a spectacular primary terrace, which in turn connects to a second terrace featuring a pool and spa. Together, these outdoor spaces frame dramatic views of the Intracoastal Waterway and the Atlantic Ocean. The main terrace is further enhanced by an outdoor BBQ grill and a high-privacy hedge. Each bedroom opens directly to the private terrace and enjoys sunset views. The primary suite is especially refined, offering a deep soaking tub and a waterfall shower with Kallista fixtures throughout. A versatile den—ideal as a third bedroom with a shared bath—completes this remarkable residence, encompassing approximately 3,325 square feet of total living space.



RESIDENCE 10

3 BEDROOM | 3.5 BATHROOM + DEN / BEDROOM 4
 INTERIOR: 2,645 SQ. FT. | TERRACE: 590 SQ. FT.
 TOTAL LIVING AREA: 3,235 SQ. FT.
 VIEW: FACES WEST/EAST

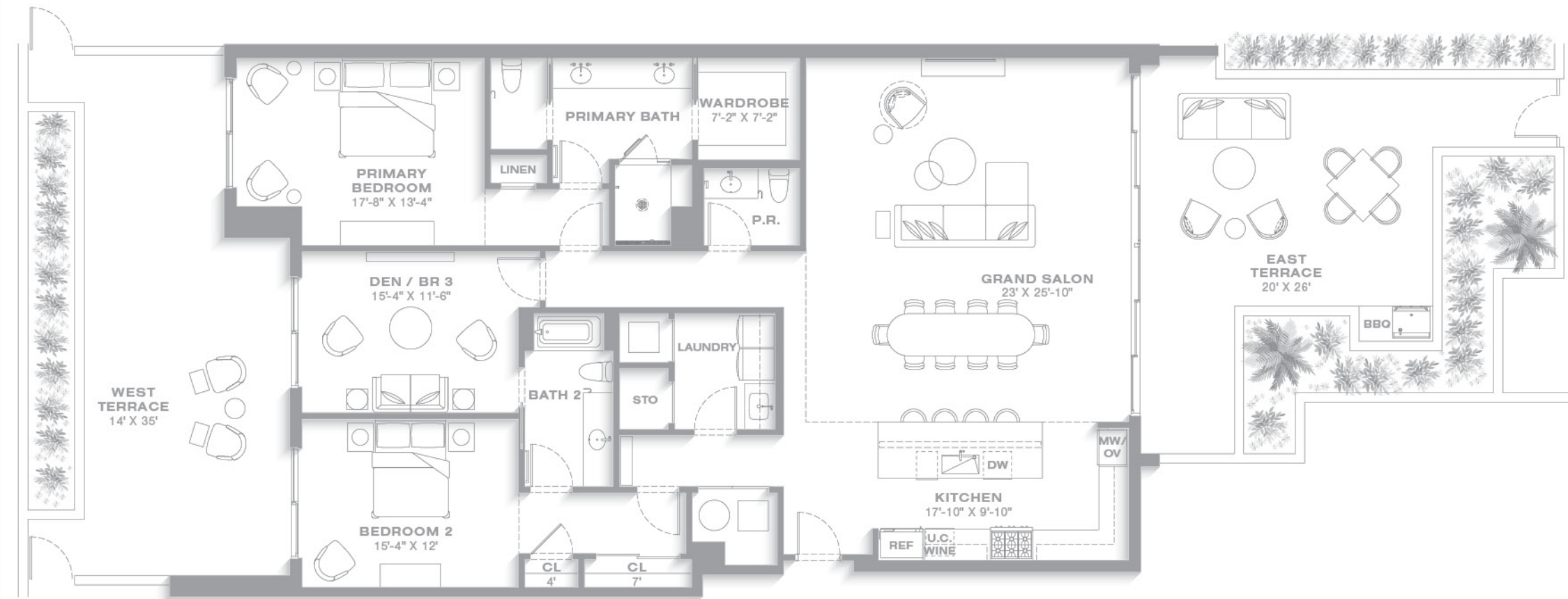
As expansive as it is exceptional, this residence is one of only two through-floor plans at Nora House. The grand salon lives up to its name, defined by a full-height window wall that opens to a terrace overlooking the tropical pool terrace, with views extending to the Intracoastal Waterway and the Atlantic Ocean beyond. Three ensuite bedrooms each open directly to the private terrace and enjoy sunset exposures. The primary suite is particularly refined, featuring a deep soaking tub and a waterfall shower with Kallista fixtures throughout. A versatile den—ideal as a fourth bedroom with a shared bath—completes this spacious residence.



TERRACE 10

2 BEDROOM | 2.5 BATHROOM + DEN / BEDROOM 3
 INTERIOR: 2,340 SQ. FT. | TERRACE: 985 SQ. FT.
 TOTAL LIVING AREA: 3,325 SQ. FT.
 VIEW: FACES EAST/WEST

As expansive as it is exceptional, this residence is one of only two through-floor plans at Nora House. The grand salon lives up to its name, defined by a full-height window wall opening to a spectacular primary terrace, which flows seamlessly to a second terrace featuring a pool and spa. Together, these outdoor spaces frame dramatic views of the Intracoastal Waterway and the Atlantic Ocean. The main terrace is further enhanced by an outdoor BBQ grill and a tall-privacy hedge. Both ensuite bedrooms each open directly to the private terrace and enjoy sunset views. The primary suite is especially refined, featuring a deep soaking tub and a waterfall shower appointed throughout with Kallista fixtures. A versatile den—ideal as a third bedroom with a shared bath—completes this remarkable residence, offering approximately 3,325 square feet of total living space.



RESIDENCE 11

2 BEDROOM | 2.5 BATHROOM
 INTERIOR: 1,465 SQ. FT. | TERRACE: 250 SQ. FT.
 TOTAL LIVING AREA: 1,715 SQ. FT.
 VIEW: FACES WEST

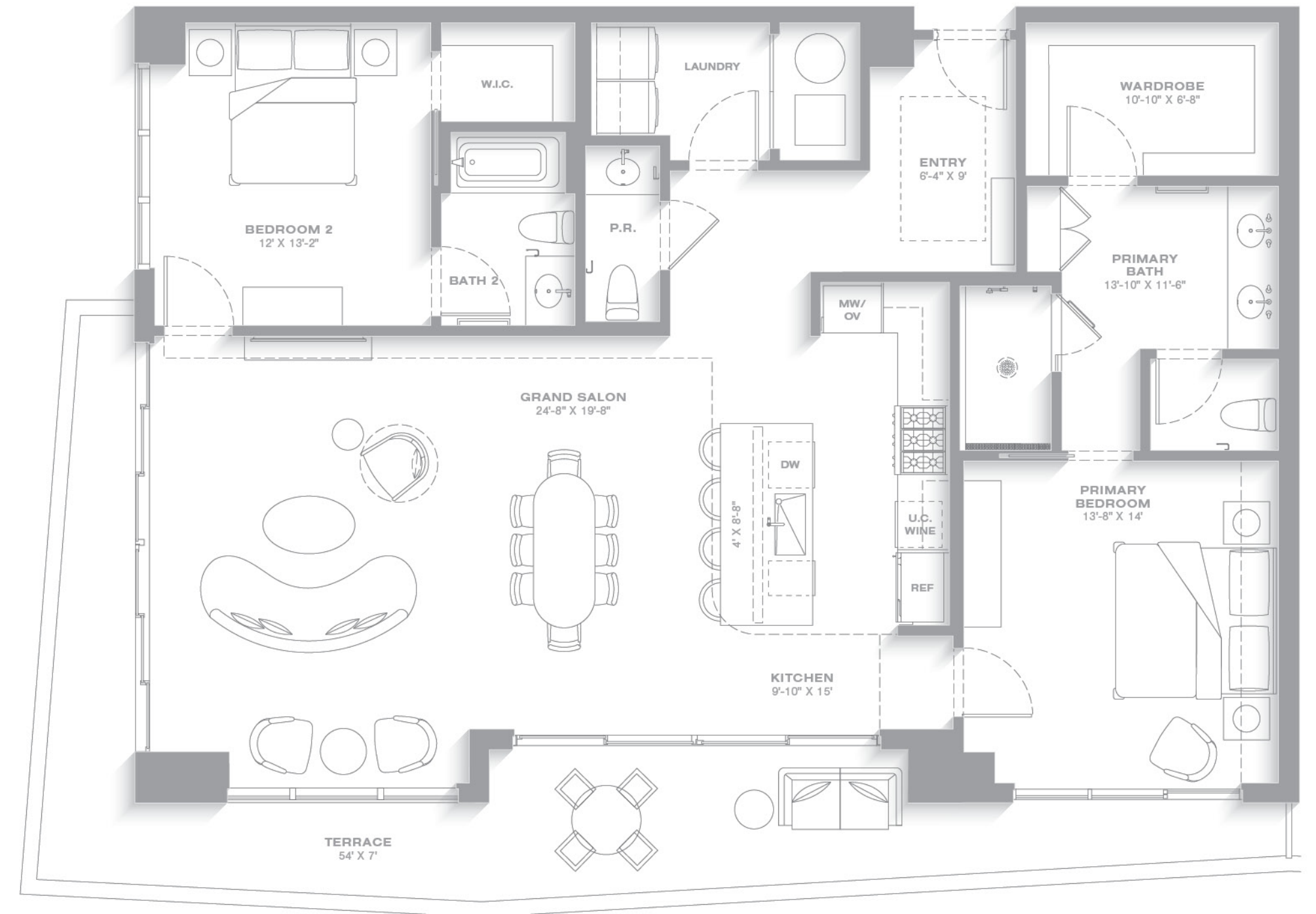
Ideal as an efficient primary residence or a sunny West Palm Beach pied-à-terre, this well-appointed two-bedroom home is thoughtfully designed for comfortable living. The salon opens to a generous terrace with expansive westward views and magnificent sunsets. The primary suite also enjoys direct access to the terrace and features a bath appointed with a Kallista rain shower and a walk-in wardrobe. With total living space of 1,715 square feet, this residence offers a refined lifestyle complemented by the many Nora House amenities and the vibrancy of Palm Beach living.



RESIDENCE 12

2 BEDROOM | 2.5 BATHROOM
 INTERIOR: 1,665 SQ. FT. | TERRACE: 355 SQ. FT.
 TOTAL LIVING AREA: 2,020 SQ. FT.
 VIEW: FACES WEST/SOUTH

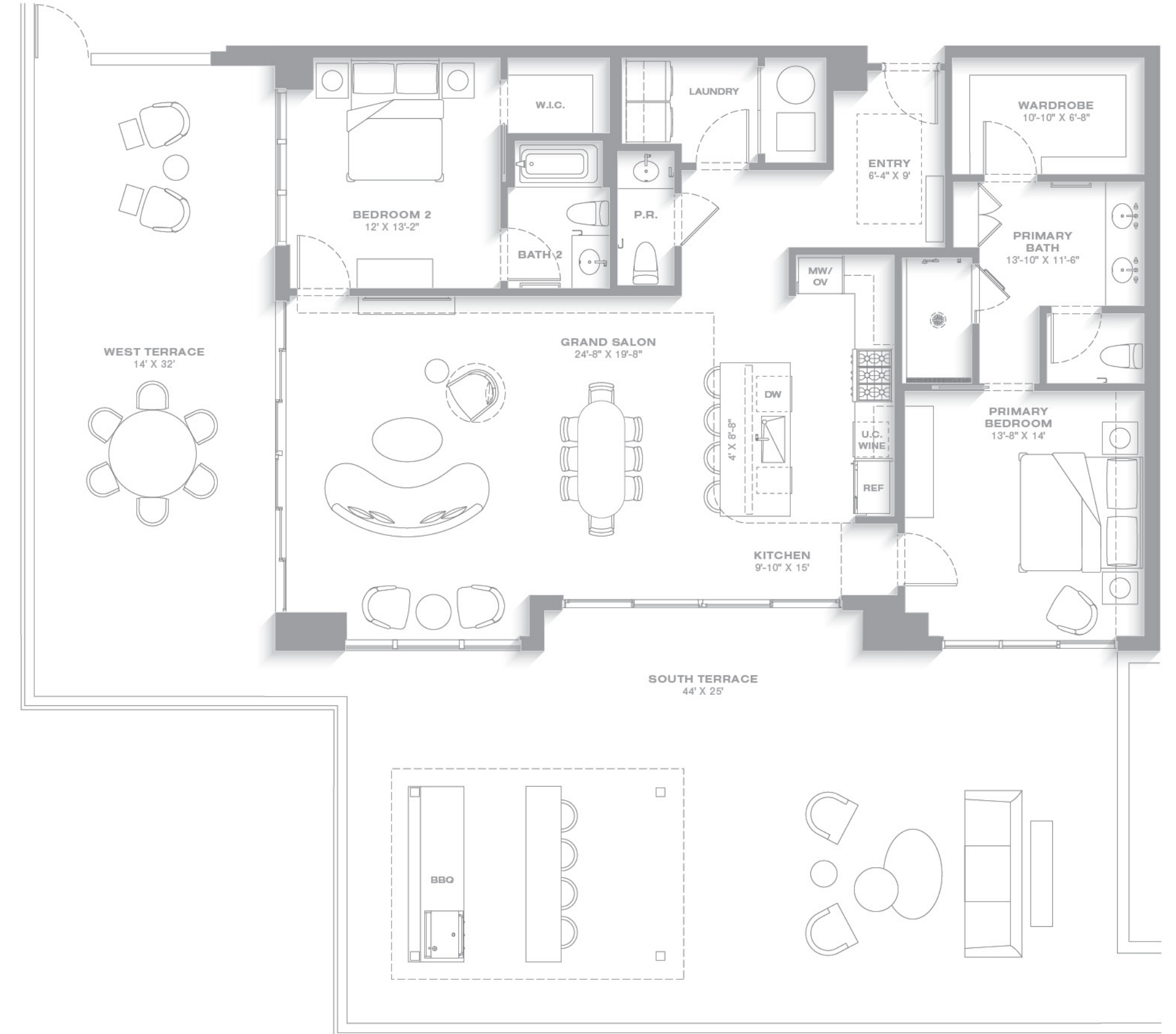
This highly desirable corner residence features a wraparound terrace of approximately 355 square feet. The expansive salon is framed by floor-to-ceiling window walls that open to a sunlit West Palm Beach panorama. Views extend across the Nora District to the West Palm skyline, continuing to the Intracoastal Waterway and Palm Beach beyond. At 1,665 square feet, this two-bedroom floor plan offers comfortable living for both seasonal and year-round residents, enhanced by the many amenities of Nora House and the vibrant lifestyle of the Nora District.



TERRACE 412

2 BEDROOM | 2.5 BATHROOM
 INTERIOR: 1,665 SQ. FT. | TERRACE: 1,575 SQ. FT.
 TOTAL LIVING AREA: 3,240 SQ. FT.
 VIEW: FACES WEST/SOUTH

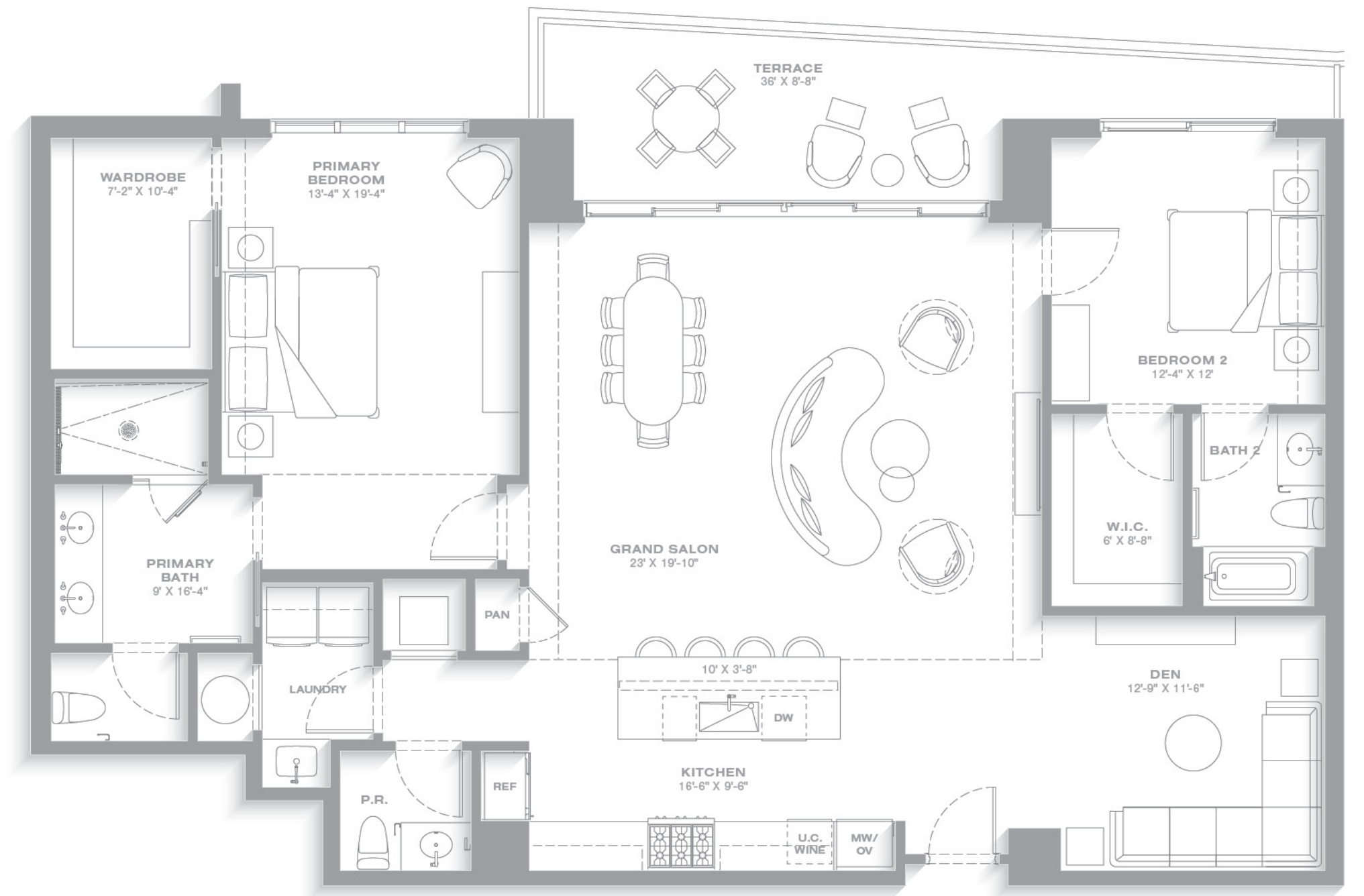
This highly desirable corner residence features an expansive wraparound terrace of nearly 1,600 square feet. The grand salon is generously scaled, framed by floor-to-ceiling window walls that open to a sunlit West Palm Beach panorama. Views extend across the Nora District to the West Palm skyline, continuing to the Intracoastal Waterway and Palm Beach beyond. Inside, approximately 1,665 square feet of interior space defines an exceptional two-bedroom plan that lives expansively for both seasonal and year-round residents. The experience is further enriched by the exceptional amenities of Nora House and the vibrancy of the Nora District.



RESIDENCE 13

2 BEDROOM | 2.5 BATHROOM + DEN
 INTERIOR: 1,840 SQ. FT. | TERRACE: 216 SQ. FT.
 TOTAL LIVING AREA: 2,056 SQ. FT.
 VIEW: FACES NORTH

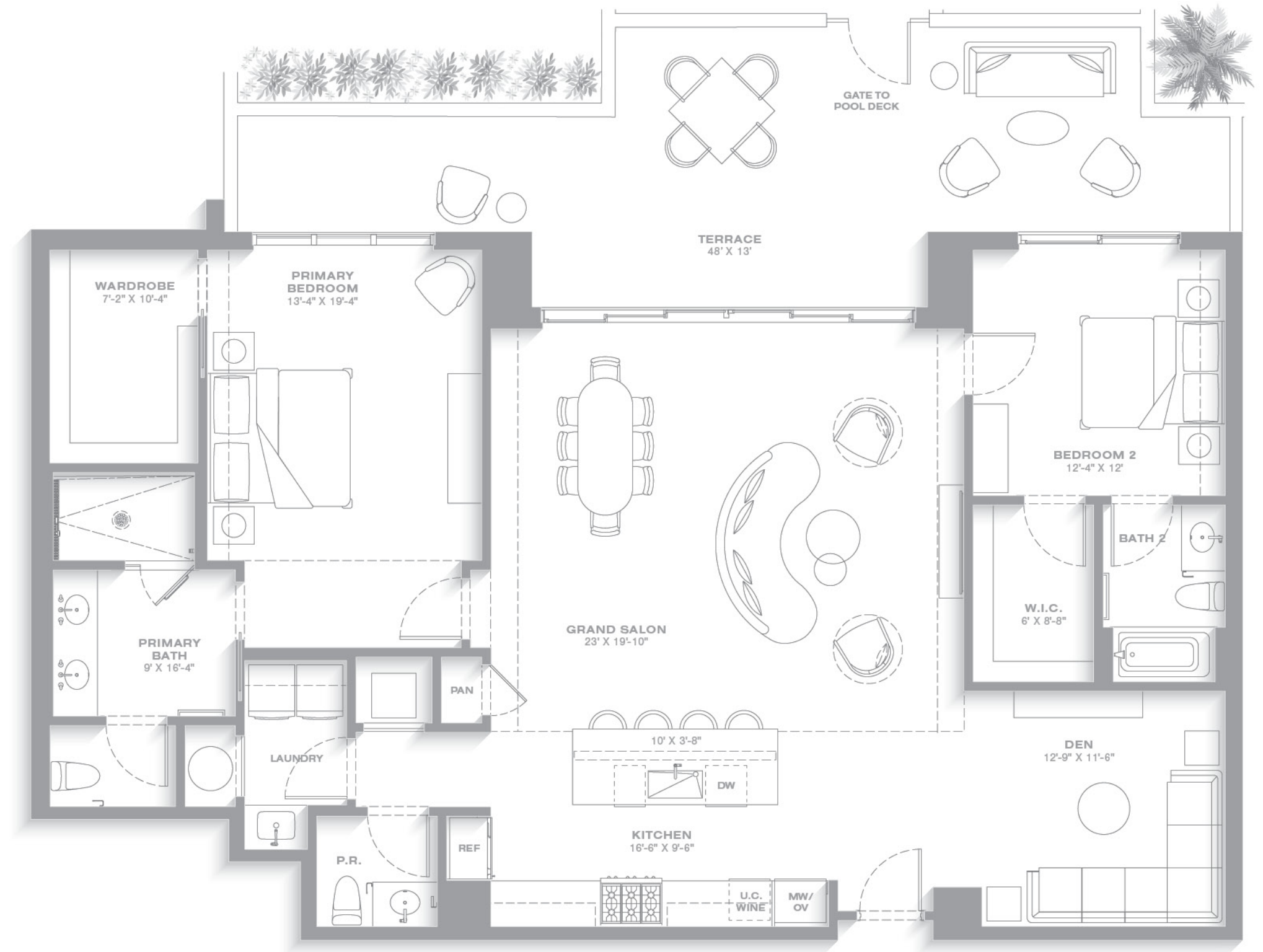
At over 2,000 square feet of total living space, Residence 13 enjoys views across the pool terrace to the Intracoastal Waterway. Well suited for full-time living or seasonal residency, the plan offers both comfort and flexibility. A den, ideal for use as a home office, further enhances the residence's versatility. Standard finishes are exceptional, featuring Wolf, Sub-Zero, and Miele appliances, along with Kallista bath appointments. Personalization is supported by a curated selection of premium wood and stone finishes.



TERRACE 413

2 BEDROOM | 2.5 BATHROOM + DEN
 INTERIOR: 1,840 SQ. FT. | TERRACE: 455 SQ. FT.
 TOTAL LIVING AREA: 2,295 SQ. FT.
 VIEW: FACES NORTH

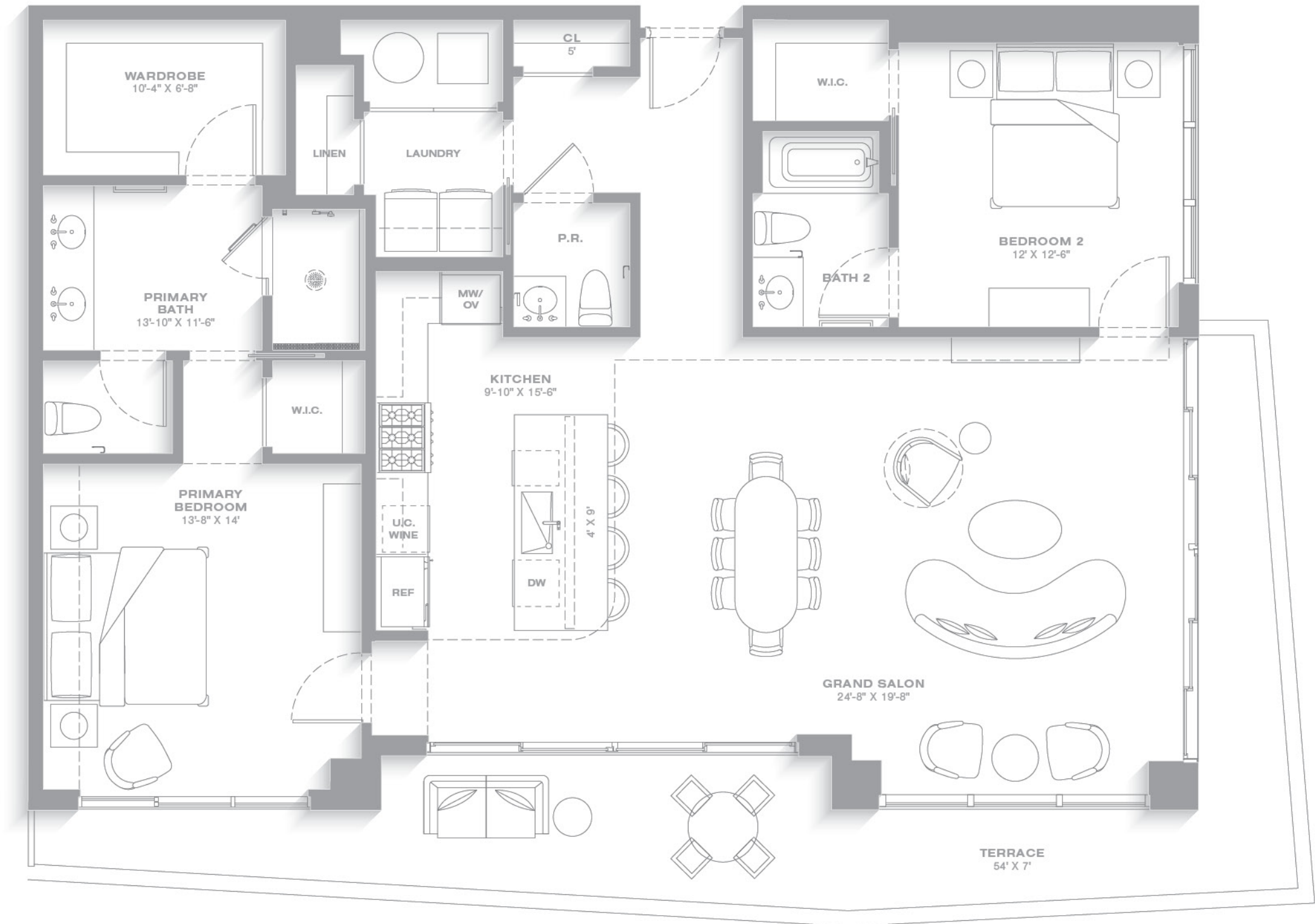
Offering nearly 2,295 square feet of total living space, including a 455-square-foot terrace that opens to the pool, spa, and additional lounge areas, Terrace 413 provides generous flexibility for full-time living or seasonal residency. A versatile den, ideal for use as a home office, further enhances the functionality of the floor plan. Standard finishes are exceptional, featuring Wolf, Sub-Zero, and Miele appliances, along with Kallista bath appointments. Personalization is supported by a curated selection of premium wood and stone finishes.



RESIDENCE 14

2 BEDROOM | 2.5 BATHROOM
 INTERIOR: 1,660 SQ. FT. | TERRACE: 355 SQ. FT.
 TOTAL LIVING AREA: 2,015 SQ. FT.
 VIEW: FACES SOUTH/EAST

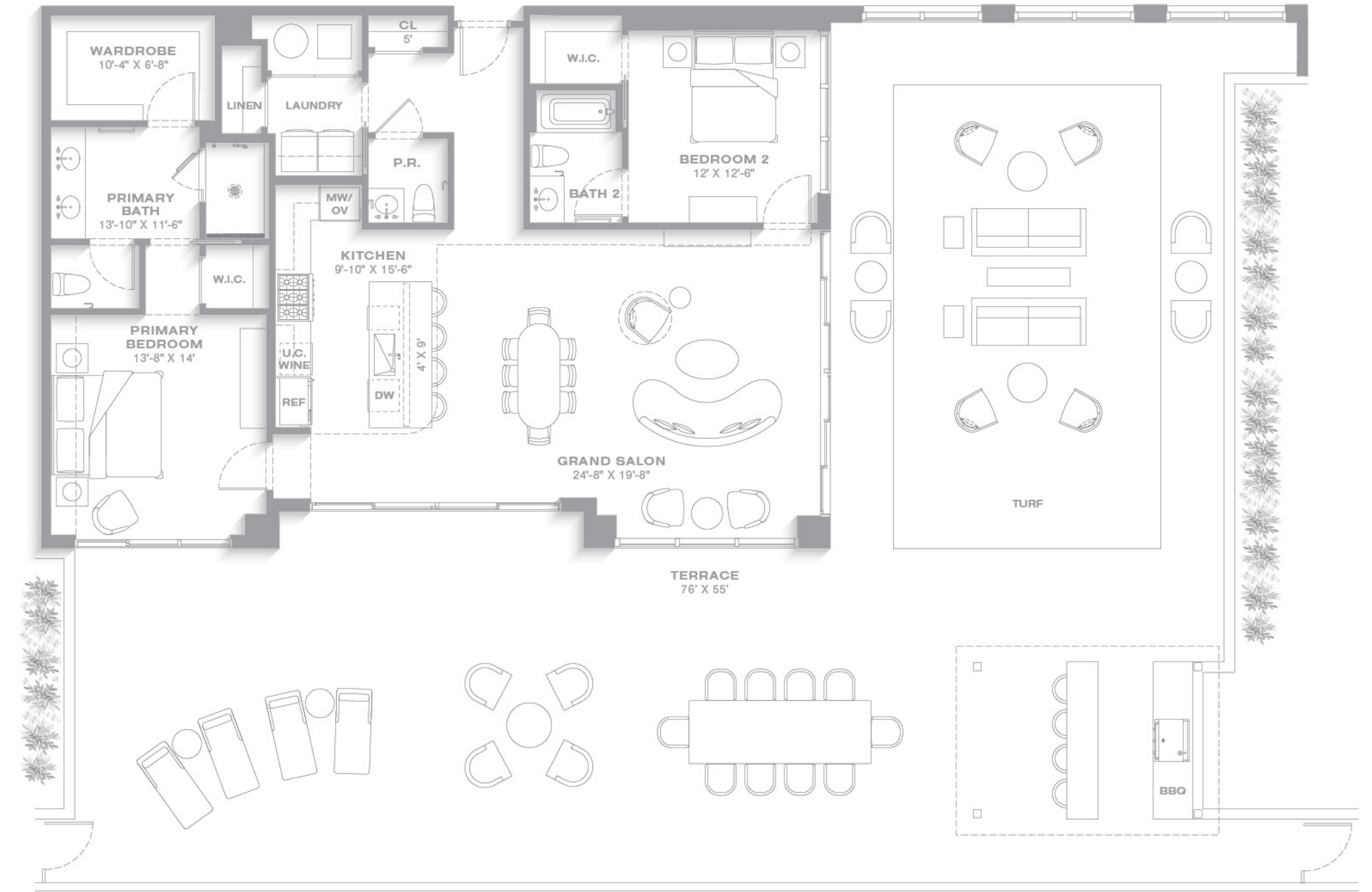
A gallery entry opens to a truly grand salon, dramatically unfolding on two sides to an expansive terrace. The primary suite's full-height window wall also opens to the terrace, embracing the gracious Florida climate as it wraps the residence. Encompassing just over 2,015 square feet of total living space, this two-bedroom home stands alone in both scale and presence. Views are exceptional, spanning the Atlantic Ocean, the Intracoastal Waterway, and the sparkling skyline of West Palm Beach. Completing the experience are the incomparable amenities of Nora House and the energy of the Nora District and the greater Palm Beaches.



TERRACE 414

2 BEDROOM | 2.5 BATHROOM
 INTERIOR: 1,660 SQ. FT. | TERRACE: 2,515 SQ. FT.
 TOTAL LIVING AREA: 4,175 SQ. FT.
 VIEW: FACES SOUTH/EAST

A gallery entry opens to a truly grand salon, unfolding on two sides to a corner terrace and lawn. An outdoor BBQ grill further enhances the open-air living experience. The primary suite's full-height window wall also opens to the terrace, embracing the gracious Florida climate as it wraps nearly the entire residence. Encompassing approximately 4,175 square feet of total living space, this two-bedroom home stands apart in both scale and presence. Views are equally exceptional, spanning the Atlantic Ocean, the Intracoastal Waterway, and the sparkling skyline of West Palm Beach. Completing the experience are the incomparable amenities of Nora House and the vibrancy of the Nora District.

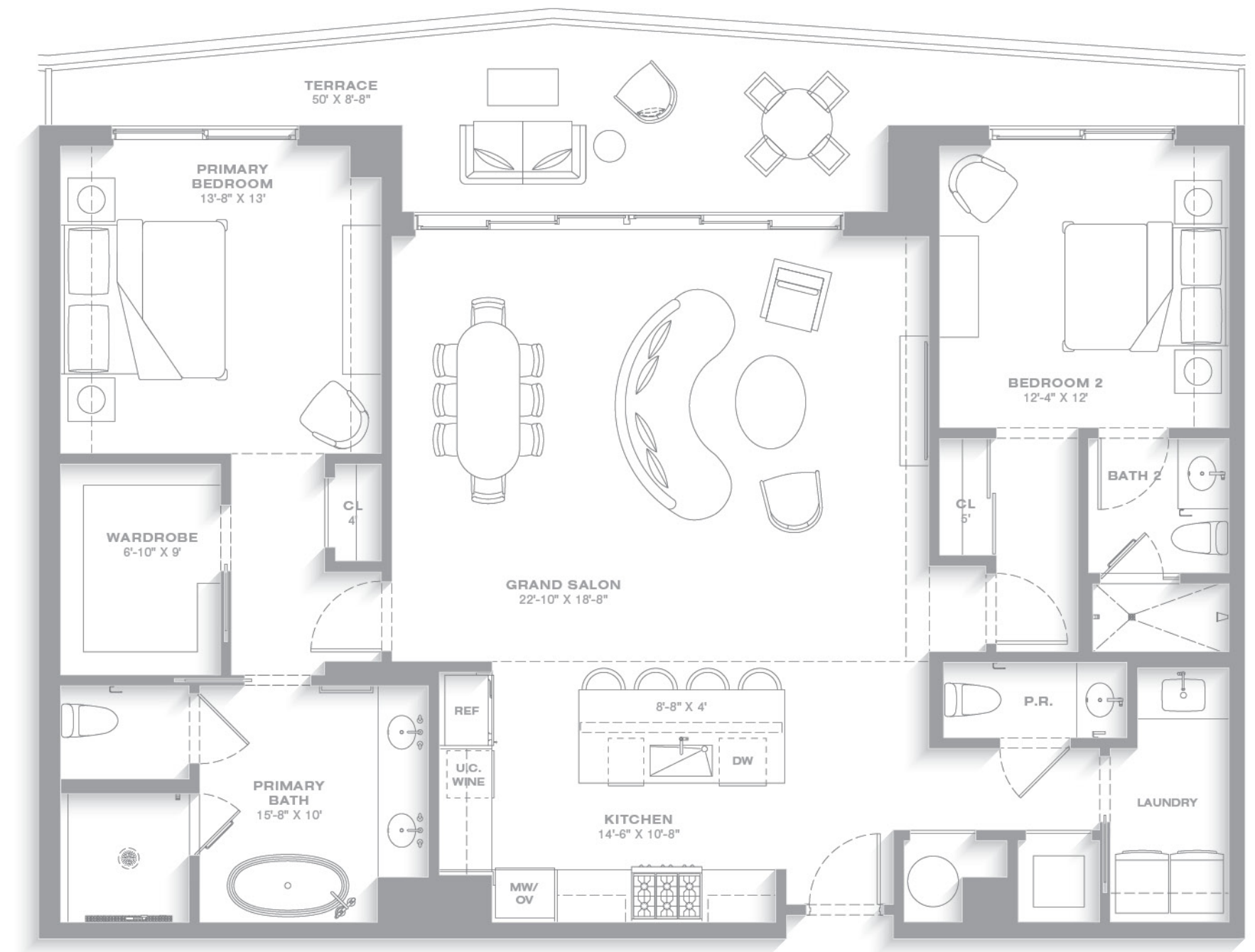


RESIDENCE 15

2 BEDROOM | 2.5 BATHROOM
 INTERIOR: 1,650 SQ. FT. | TERRACE: 278 SQ. FT.
 TOTAL LIVING AREA: 1,928 SQ. FT.
 VIEW: FACES NORTH

Ideal as an efficient primary residence or an elegant pied-à-terre, this well-appointed two-bedroom home is thoughtfully designed for comfortable living. The grand salon lives up to its name, opening to an inviting terrace with views across West Palm Beach, the Intracoastal Waterway, and glimpses of the Atlantic Ocean.

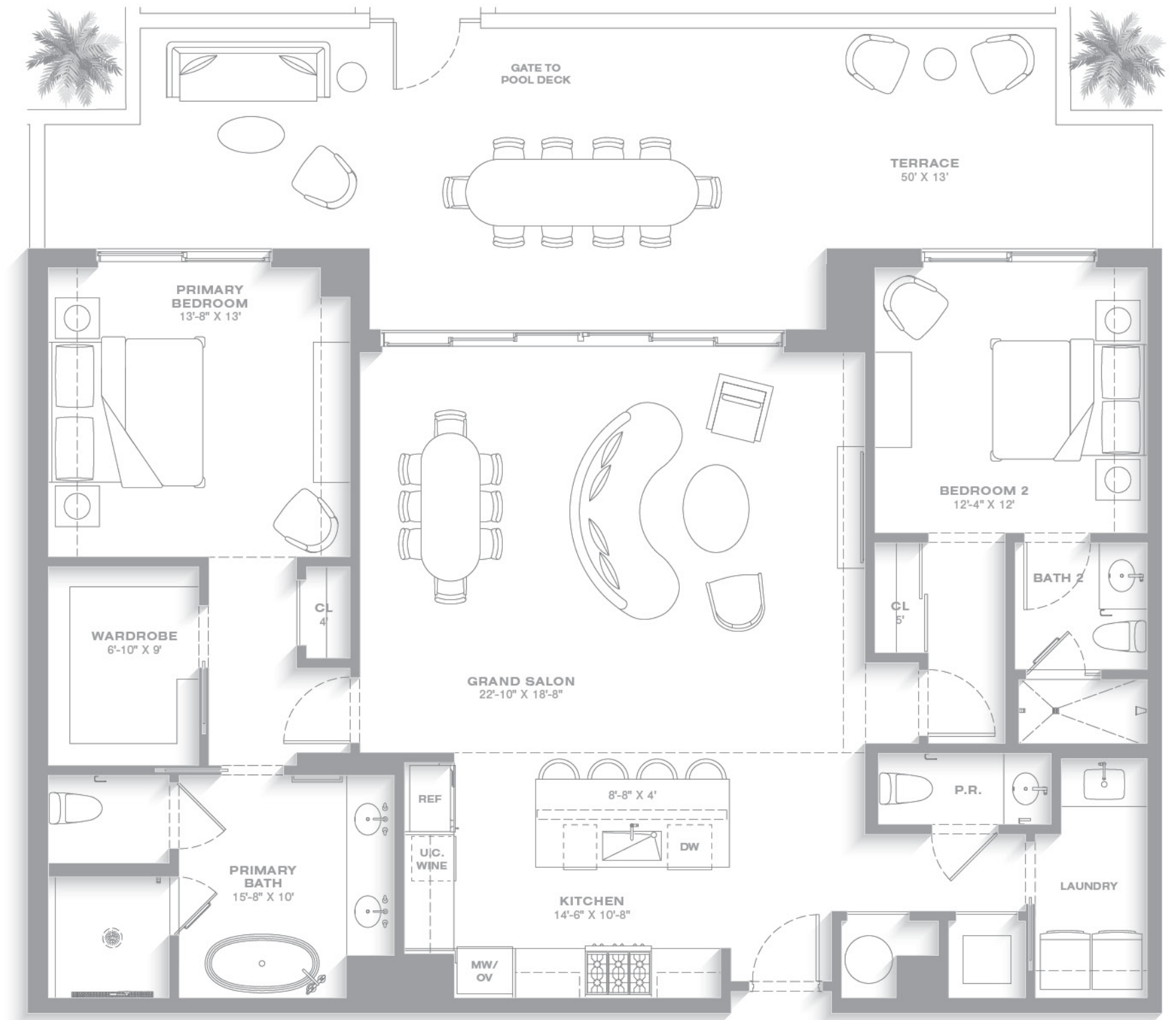
The salon and both bedroom suites enjoy direct access to the terrace. Below, one of Nora House's two pool terraces features a spa and generous lounging areas. This residence offers approximately 1,928 square feet of total living space, delivering a refined lifestyle with exceptional amenities above and below.



TERRACE 415

2 BEDROOM | 2.5 BATHROOM
 INTERIOR: 1,650 SQ. FT. | TERRACE: 540 SQ. FT.
 TOTAL LIVING AREA: 2,190 SQ. FT.
 VIEW: FACES NORTH

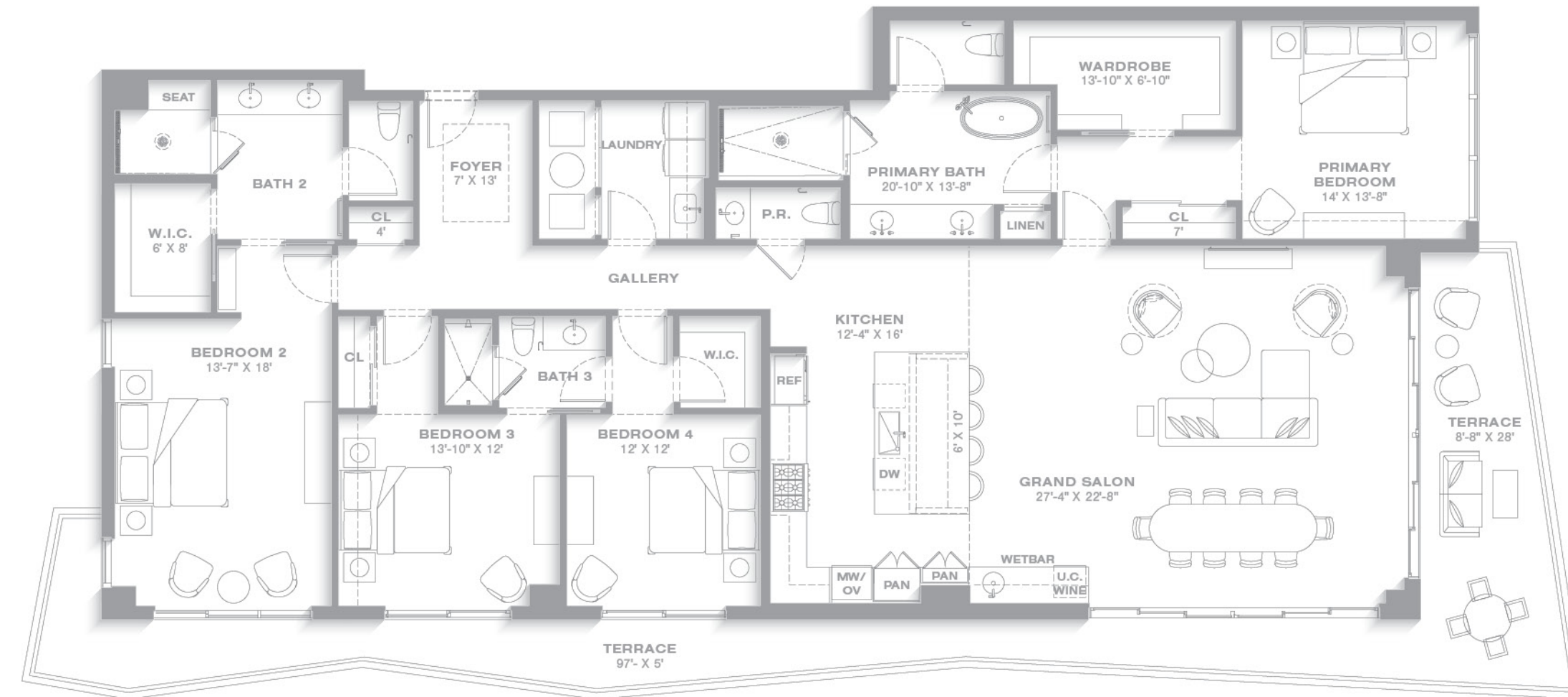
Ideal as an efficient primary residence or an elegant pied-à-terre, this well-appointed two-bedroom home is thoughtfully designed to embrace indoor-outdoor living. The grand salon lives up to its name, opening to an inviting terrace with views across West Palm Beach, the Intracoastal Waterway, and glimpses of the Atlantic Ocean. The salon and both bedroom suites enjoy direct access to the terrace, enhancing an outdoor-focused lifestyle. This comfortable residence encompasses approximately 2,190 square feet of total living space and is further distinguished by the exceptional amenities of Nora House and the vibrancy of the Nora District.



RESIDENCE 16

4 BEDROOM | 3.5 BATHROOM
 INTERIOR: 2,960 SQ. FT. | TERRACE: 598 SQ. FT.
 TOTAL LIVING AREA: 3,558 SQ. FT.
 VIEW: FACES SOUTH/EAST

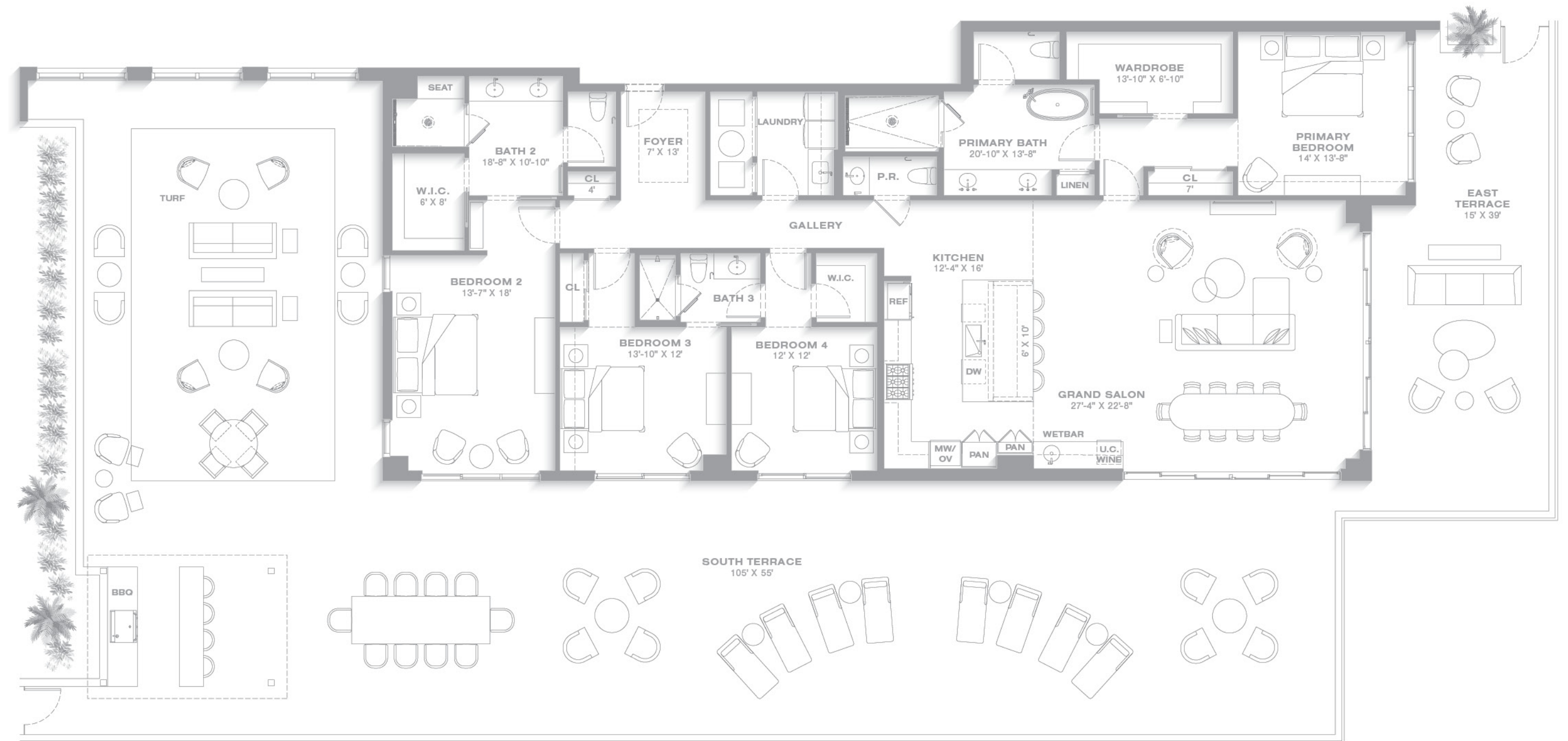
With sweeping views of the city skyline, the Intracoastal Waterway, and the Atlantic Ocean, the panorama of the Palm Beaches is a constant and ever-changing companion. Arrival begins at a gracious alcove leading to a long gallery, opening to an expansive entertaining space featuring a wet bar and chef's kitchen. Grand in both scale and design, Residence 16 is the largest floor plan at Nora House. Floor-to-ceiling glass opens to a wide, nearly wraparound terrace, extending the living areas outdoors. The primary suite and its sumptuous bath provide a serene retreat, complemented by three additional bedrooms, including a second primary suite. This gracious residence encompasses approximately 2,960 square feet of interior space and nearly 598 square feet of terraces, totaling more than 3,558 square feet of living space.



TERRACE 416

4 BEDROOM | 3.5 BATHROOM
 INTERIOR: 2,960 SQ. FT. | TERRACE: 3,750 SQ. FT.
 TOTAL LIVING AREA: 6,710 SQ. FT.
 VIEW: FACES SOUTH/EAST

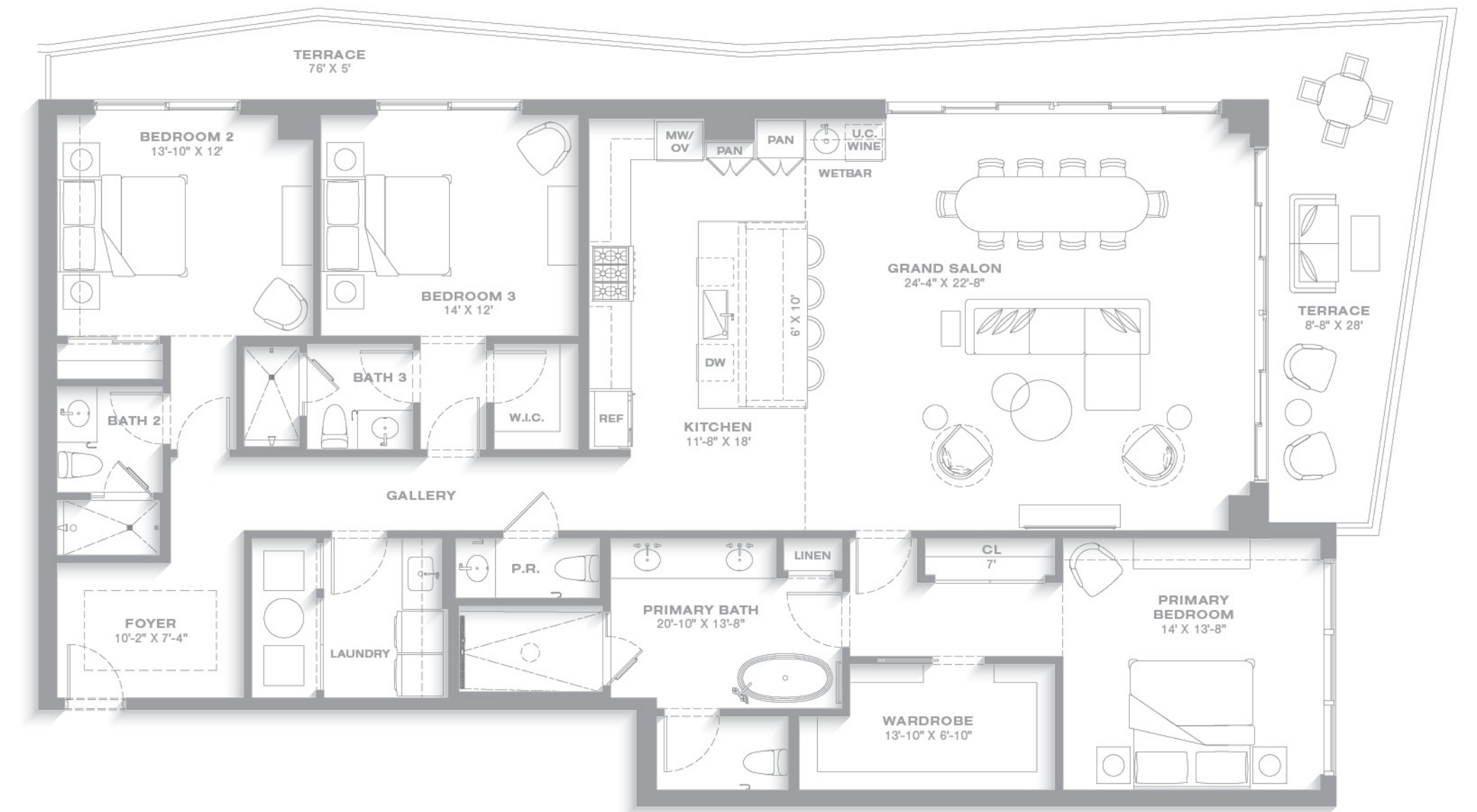
With sweeping views of the city skyline, the Intracoastal Waterway, and the Atlantic Ocean, the panorama of the Palm Beaches is a constant and captivating presence at every hour. Arrival begins at a gracious alcove leading to a long gallery, opening to an expansive entertaining space featuring a wet bar and chef's kitchen. Grand in both scale and design, Terrace 416 is the largest floor plan at Nora House. Floor-to-ceiling glass opens to a remarkable terrace wrapping the residence, totaling approximately 3,750 square feet and incorporating an activity lawn and outdoor BBQ grill. The primary suite and its sumptuous bath offer serene private retreats, complemented by three additional bedrooms, including a second primary suite. With approximately 2,960 square feet of interior space and extensive outdoor terraces, Terrace 416 stands as a landmark offering, totaling 6,710 square feet of living space.



RESIDENCE 17

3 BEDROOM | 3.5 BATHROOM
 INTERIOR: 2,400 SQ. FT. | TERRACE: 485 SQ. FT.
 TOTAL LIVING AREA: 2,885 SQ. FT.
 VIEW: FACES NORTH/EAST

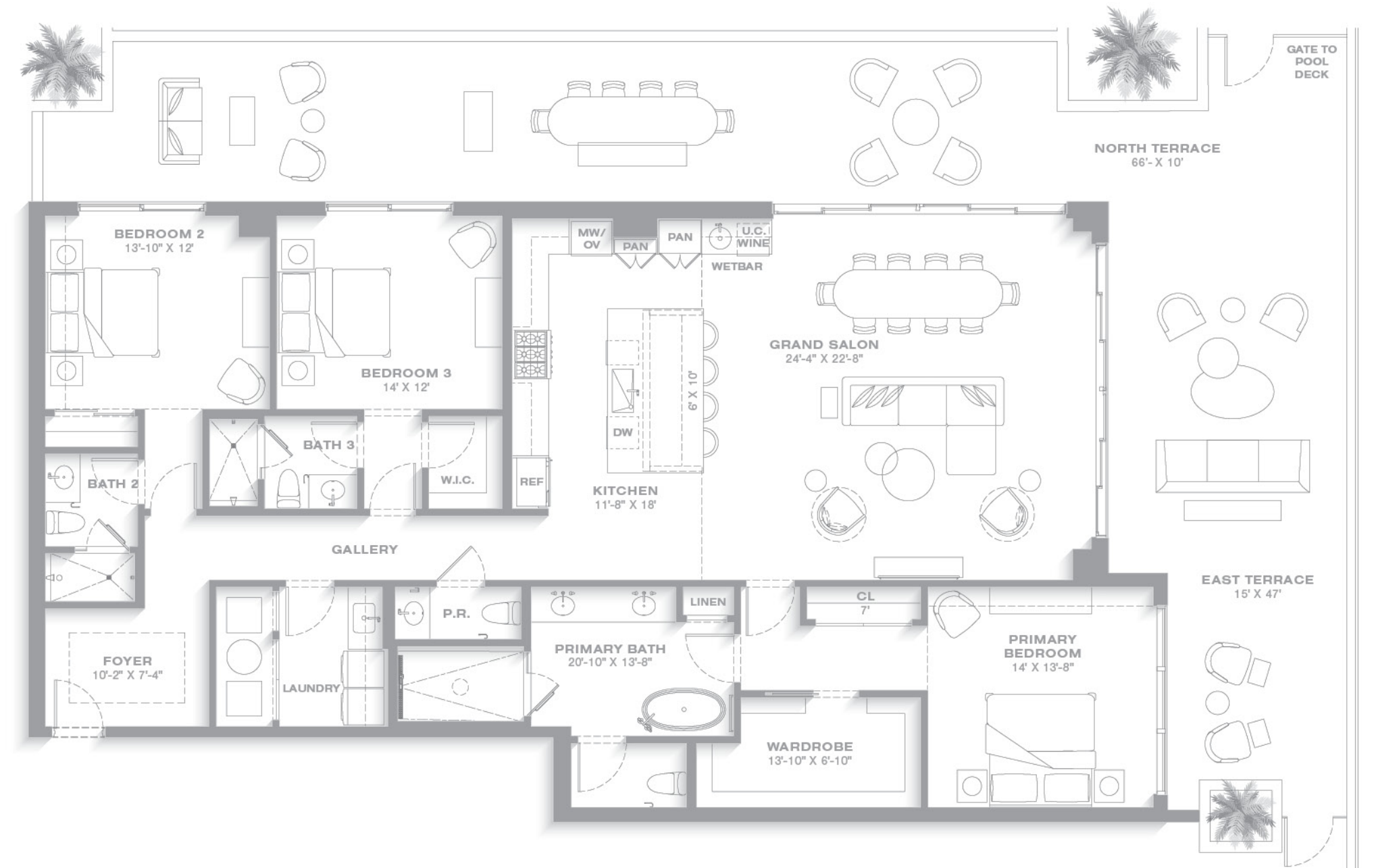
A gracious alcove leads to a long gallery, opening to an expansive and inviting entertaining space. Floor-to-ceiling glass extends the living areas to a nearly wraparound terrace. Views span the Intracoastal Waterway and the Atlantic Ocean, with sight lines to the pool terrace below. The primary suite and its sumptuous bath provide a serene private retreat. Encompassing approximately 2,400 square feet of interior space and nearly 500 square feet of terraces, this generously scaled residence lives exceptionally large, further enhanced by the exceptional amenities of Nora House and the vibrancy of the Nora District.



TERRACE 417

3 BEDROOM | 3.5 BATHROOM
 INTERIOR: 2,400 SQ. FT. | TERRACE: 1,275 SQ. FT.
 TOTAL LIVING AREA: 3,675 SQ. FT.
 VIEW: FACES NORTH/EAST

A gracious alcove leads to a long gallery, opening to a thoroughly engaging entertaining space. Floor-to-ceiling glass fully retracts to a private terrace of approximately 1,275 square feet that wraps nearly the entire residence. Lush planters create a sense of privacy, subtly separating the outdoor living areas from the adjoining pool and spa. Views extend to the Intracoastal Waterway and the Atlantic Ocean. A wet bar and chef's kitchen further enhance the entertaining experience. The primary suite and its sumptuous bath provide a serene private retreat. With approximately 2,400 square feet of conditioned interior space, this gracious residence lives expansively.



THE NORA DISTRICT


- A. THE NORA HOTEL
- B. PASTIS
- C. SAUNA
- D. MINT
- E. SPORTS & REC
- F. DEL MAR - WEST PALM BEACH
- G. LUCE
- H. LE LABO
- I. NORA SALES GALLERY
- J. CAROUSEL FINE ART
- K. [SOLIDCORE] WEST PALM BEACH
- L. SWEAT 440
- M. CELIS JUICE BAR
- N. JULIANNA'S PIZZA
- O. THE SPOT BARBER SHOP
- P. ZEN HIPPO
- Q. SUNDAY MOTOR CO. CAFE
- R. THE GEORGE APARTMENTS
- S. INDACO ITALIAN FOOD & WINE
- T. POMPANOS
- U. WARBY PARKER
- V. H & H BAGELS
- W. VAN LEEUWEN ICE CREAM
- X. IGK HAIR
- Y. LOCO WEST PALM - TAQUERIA & OYSTER BAR



THE NORA HOTEL



THE GEORGE APARTMENTS



NORA

WEST PALM

The Nora District is a vibrant, pedestrian-friendly neighborhood in downtown West Palm Beach, developed by NDT Development, Place Projects, and Wheelock Street Capital. Named after North Railroad Avenue, Nora transforms a collection of century-old warehouses into a dynamic destination with over 100,000 square feet of retail – blending food and beverage, boutique fitness and wellness, and lifestyle retail. In late 2026, The Nora Hotel, a 201-key boutique hotel developed in partnership with BD Hotels & Sean MacPherson, will open within the district. Pastis, the classic New York City Parisian-style brasserie created by James Beard Award-winning restaurateur Stephen Starr, will be The Nora Hotel's signature restaurant. Following this will be The George, a vibrant new apartment offering certain to further transform the Nora District, and all of West Palm.

THE NORA HOTEL



THE GEORGE





PRINCIPAL DEVELOPERS

THE RONTO GROUP

Along the storied Gulf Coast, from tony Naples to trending Sarasota, stand landmarks of grace and sophistication. Condominiums, yes – but beyond that, they are monuments to quality and commitment. All are exclusively residential and, as such, must satisfy owners – a far more demanding audience than the transient hotel guest.

For more than 50 years, The Ronto Group has earned an enviable reputation for projects that make an immediate and lasting contribution to their communities. Now, Ronto brings this collective experience and vision to West Palm Beach. The benefit to future owners at Nora House is a richly experienced developer – one that is passionate about quality and as true to its word as its craft.

Recent Florida residential partnerships with Ronto include Amara on Sarasota Bay, Rosewood Residences Lido Key, Rosewood Residences Naples, The Owen (Sarasota), Seaglass, Omega, Eleven Eleven Central, and Infinity at The Colony.



CAPITAL PARTNERS

WHEELOCK STREET CAPITAL

Wheelock Street Capital L.L.C. is the primary capital source at Nora House, indeed, the entire visionary development that is the Nora District.

Wheelock is a private real estate investment firm founded in 2008 by Merrick R. Kleeman and Jonathan H. Paul, two veteran real estate private equity investors, each with over 30 years of broad real estate transaction experience across all major asset classes. Wheelock has assembled a premier investment and asset management team and produced a 10+ year track record of demonstrated and consistent outperformance over industry benchmarks.

Since inception, Wheelock has raised seven funds, representing over \$4 billion in capital commitments and deployed over \$5 billion in total value on behalf of well-known institutional investors. Its in-house expertise in hospitality, residential land, multifamily, industrial, office, and retail effectively provides an existing foundation for direct opportunistic and long-term value investing.

Recent Florida residential partnerships with Ronto include Amara on Sarasota Bay, Rosewood Residences Lido Key, Rosewood Residences Naples, The Owen (Sarasota), Seaglass, Omega, Eleven Eleven Central, and Infinity at The Colony.



INTERIOR DESIGN

LILLIAN WU STUDIO

Lillian Wu Studio is a boutique, award-winning interior design studio based in New York City. Its design palette reflects a sophisticated, modern décor sensibility. Strategic window placement to frame views, along with custom light fixtures, furnishings, and decorative objects, are among the innovative and distinctive touches the firm brings to its projects.

Lillian Wu Studio has led the interior design for luxury Rosewood properties around the world, including locations in Bangkok, Myanmar, and Washington, D.C. The studio is engaged with The Ronto Group for amenity and residential design at Rosewood Residences at Lido Key and Naples, Amara on Sarasota Bay, and now at Nora House.



BUILDERS

CONNER & GASKINS

A nationally recognized builder, Connor & Gaskins Unlimited has completed projects in more than 40 states. Known for its expertise in project management and disciplined processes, more than 90% of its clients return to the firm time and again because of the quality of its workmanship and large team of skilled subcontractors.

Completed projects include hotels and resorts, condominiums, mixed-use multifamily and retail projects, travel centers, medical and office buildings, as well as restaurants and clubhouses. Among CGU's most relevant projects are the new Amara on Sarasota Bay, Ronto's 24-story Altura Bayshore condominium in Tampa, and the complete renovation of The Ritz-Carlton, Sarasota.



ARCHITECTURE

SWEDROE ARCHITECTURE

Swedroe Architecture has been recognized as one of the top Miami architecture firms for more than 45 years. The firm has designed and completed hundreds of projects in Miami and around the world. From luxury high-rise condominiums to elegant hotel condominiums, each building is designed from the inside out to maximize overall efficiency and the utilization of space. As a result, its open, well-appointed, view-oriented designs have consistently created enhanced value for both developers and owners.



LANDSCAPE ARCHITECTURE

DESIGN STUDIO BOCA

Design Studio Boca is a design-oriented landscape architecture and planning firm based in Boca Raton, a coastal resort community on the Atlantic Ocean in southern Palm Beach County, Florida. The firm specializes in water-oriented resorts, hotels, high-rise condominiums, master-planned communities, and mixed-use projects.

Its services include schematic design, marketing graphics, permit landscape plans, design development, hardscape construction documents, planting and irrigation design, environmental lighting, and construction administration. Its projects can be found throughout Florida, Texas, and Louisiana, as well as across the Southeast coastal region and the Caribbean.



The name of the condominium is Nora House. There are various methods for calculating the total square footage of a condominium unit, and depending on the method used, the quoted square footage of a unit may vary by more than a nominal amount. The dimensions stated in this brochure are measured to the exterior boundaries of the exterior walls and to the centerline of interior demising walls and, in fact, are larger than the dimensions of the "Unit/Residence" as defined in the Nora House Condominium Association documentation, which are measured using interior dimensions. All dimensions are approximate, and all floorplans and development plans are subject to change. Floorplans may be built in reverse, depending on unit location.

Any furniture, appliances, or decorator-ready items depicted herein are shown for artistic and illustrative purposes only and are not included in the purchase and sale of the condominium unit.

The process of finalizing and refining a project of this size involves multiple changes and updates from each member of the entire design, construction, and legal teams from the beginning to completion. Oftentimes, these changes are made in response to local officials' review and comments as part of the approval and permit process, over which we have little control. While it is our goal that delivery of our product remains within reasonable parameters/tolerances of our plans as reflected in this material, the drawings, floorplans, all the content in this material is subject to change and may not reflect the latest iteration of our plans. To be certain that you have the most up-to-date version of all materials, please request your sales representative to provide you with the latest materials, which may be reflected on digital versions instead of paper copies. Changes to this material is subject to the condominium documents and your purchase contract. Please refer to those documents for additional information and guidance.

All selections are based on current availability. The developer reserves the right to make substitutions of comparable quality for any item not available. Features and specifications of the finishes are subject to change. Model numbers change from the marketing of a product to its installation, please check with the Finishing Touches Coordinator for current product model numbers. Finishes, styles, and sizes are subject to brand change. Offering of colors and styles and sizes will remain comparable.

Community features, amenities, and pricing are approximate and subject to change without notice. The information and materials provided to you are intended solely to provide general information about the proposed plans of Nora East 10-11 Owner LLC. These proposed plans are conceptual in nature and are subject to change or cancellation (in whole or in part) at any time without notice. Land uses, public and private facilities, improvements, and plans described or depicted in any materials are conceptual only, subject to government approvals and market factors, and subject to change without notice. Nothing in these materials obligates Nora East 10-11 Owner LLC, or any other entity, to build any facilities or improvements, and there is no guarantee that any illustrated or described proposed future development will be implemented. Neither the information and materials provided to you, nor any communication made in connection with the foregoing, shall be deemed to constitute any representation or warranty, nor may they otherwise be relied upon by any person or entity for any reason.

All artist's renderings are proposed concepts shown for marketing purposes only and are based upon current development plans, which are subject to change by the developer, Nora East 10-11 Owner LLC. The developer reserves the right to make changes at its sole discretion, without prior notice or approval of the purchaser. All selections are based on current availability. The developer reserves the right to make substitutions of comparable quality for any item that is unavailable. Features and finish specifications are subject to change.

This project has been filed in the State of Florida and no other state. This is not an offer to sell or a solicitation of offers to buy condominium units in any state where such offer or solicitation cannot be made. This website does not constitute an offer where prior registration or other qualification is required. Prices, availability, plans, features, dimensions, specifications, and amenities are subject to change at any time without notice.

©Copyright 2026 All rights reserved. The Ronto Group®

 DouglasElliman
Development Marketing

 WHEELOCK
STREET CAPITAL

 R
G
THE RONTO GROUP, INC.

NORA
WEST PALM