

MONTHLY MARKET SUMMARY

LA QUINTA, CA - CONDOMINIUM

APRIL, 2026



QUICK ANALYSIS

- NEW LISTINGS IN LA QUINTA WERE 25 IN APRIL. THIS IS DOWN 32.4% FROM 37 IN APRIL OF 2025.
- MONTHS OF SUPPLY IN LA QUINTA IS UP BY 31.6% FOR APRIL.
- DAYS ON MARKET IN LA QUINTA FOR APRIL IS UP 56.1% TO 89.

* Change from same month last year unless otherwise noted

SUMMARY

Sales

There were 20 unit sales in April. This is down 20.0% from 25 in April of 2025. Sales/list price ratio in April moved down to 95.0% from 95.1% in March.

Prices

Median price of \$728,750 in April was up 8.0% from \$675,000 in March and up 16.0% from \$628,000 in April of 2025. 3-month median price of \$715,000 in April was down slightly from \$777,000 in March but up marginally from \$612,500 in April of 2025.

Inventory

Inventory of 122 in April was down 8.3% from 133 in March but up 6.1% from 115 in April of 2025. New listings in April moved down to 25 from 32 in March.

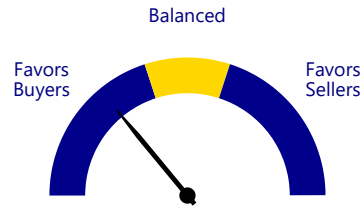
Market Time

Days on market of 89 in April was up marginally from 88 in March and up substantially from 57 in April of 2025. Months of supply of 7.8 in April was down a little from 8.3 in March but up somewhat from 5.9 in April of 2025.

KEY STATS

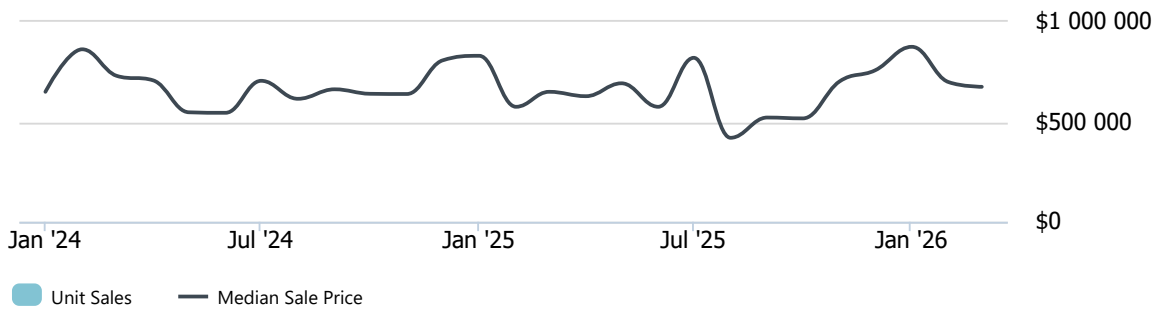
	2026	2025	Chg	Prev Mo	Chg
Unit Sales	20	25	-20.0%	29	-31.0%
Median Sale Price	\$729k	\$628k	16.0%	\$675k	8.0%
Inventory	122	115	6.1%	133	-8.3%
Months of Supply	7.8	5.9	31.6%	8.3	-5.8%
Days on Market	89	57	56.1%	88	1.1%
Avg. Sale Price/SqFt	\$379	\$417	-9.2%	\$396	-4.5%
Sales to LP Ratio	95.0%	98.0%	-3.1%	95.1%	-0.2%
Sales to Orig. LP Ratio	91.7%	96.3%	-4.8%	93.1%	-1.5%
New Listings	25	37	-32.4%	32	-21.9%
Went to Contract	24	22	9.1%	31	-22.6%

BUYERS/SELLERS MARKET

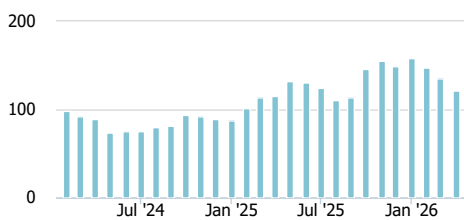


This graphical snapshot reflects current market conditions favoring buyers and sellers. It combines the recent and 12-month history of market time, list and sale price ratios, and the percentage of transactions closed at or above list price.

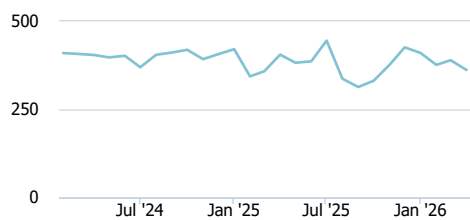
UNIT SALES AND MEDIAN PRICES



INVENTORY



MEDIAN SALE PRICE / SQ FT.



MONTHLY MARKET SUMMARY

LA QUINTA, CA - SINGLE FAMILY

APRIL, 2026



QUICK ANALYSIS

- NEW LISTINGS IN LA QUINTA FOR APRIL ARE DOWN 39.1% TO 112.
- INVENTORY IN LA QUINTA WAS 428 IN APRIL. THIS IS DOWN 31.8% FROM 628 IN APRIL OF 2025.
- MONTHS OF SUPPLY IN LA QUINTA IS DOWN BY 31.0% FOR APRIL.

* Change from same month last year unless otherwise noted

SUMMARY

Sales

There were 98 unit sales in April. This is down 19.0% from 121 in April of 2025. Sales/list price ratio in April moved down to 92.1% from 95.2% in March.

Prices

Median price of \$1,109,995 in April was up 20.3% from \$922,500 in March and up 2.0% from \$1,088,000 in April of 2025. 3-month median price of \$1,012,000 in April was up marginally from \$935,000 in March but down a little from \$1,020,000 in April of 2025.

Inventory

Inventory of 428 in April was down 10.6% from 479 in March and down 31.8% from 628 in April of 2025. New listings in April moved down to 112 from 157 in March.

Market Time

Days on market of 77 in April was up marginally from 69 in March but down a little from 94 in April of 2025. Months of supply of 5.4 in April was down slightly from 5.9 in March and down moderately from 7.8 in April of 2025.

KEY STATS

	2026	2025	Chg	Prev Mo	Chg
Unit Sales	98	121	-19.0%	116	-15.5%
Median Sale Price	\$1,110k	\$1,088k	2.0%	\$922k	20.3%
Inventory	428	628	-31.8%	479	-10.6%
Months of Supply	5.4	7.8	-31.0%	5.9	-8.5%
Days on Market	77	94	-18.1%	69	11.6%
Avg. Sale Price/SqFt	\$604	\$575	5.0%	\$591	2.2%
Sales to LP Ratio	92.1%	95.0%	-3.0%	95.2%	-3.2%
Sales to Orig. LP Ratio	88.2%	93.7%	-5.8%	93.7%	-5.9%
New Listings	112	184	-39.1%	157	-28.7%
Went to Contract	111	94	18.1%	118	-5.9%

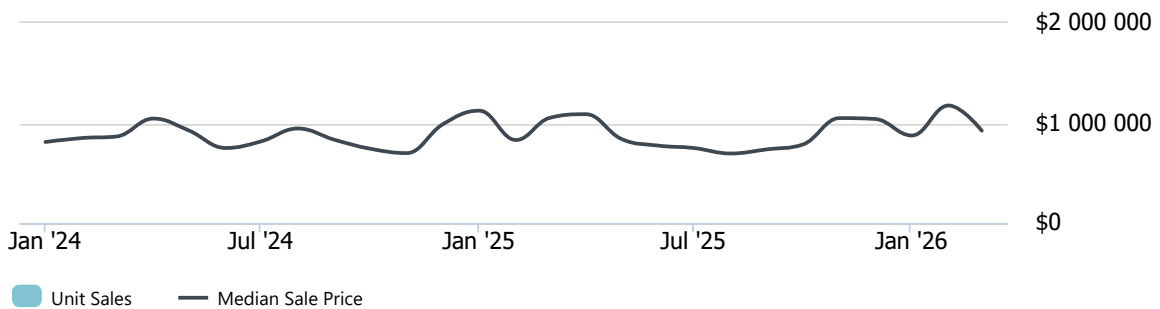
BUYERS/SELLERS MARKET

Balanced

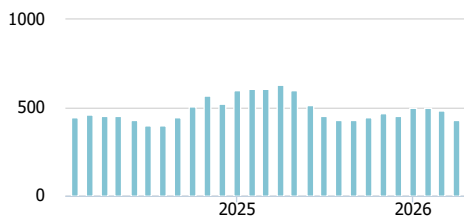


This graphical snapshot reflects current market conditions favoring buyers and sellers. It combines the recent and 12-month history of market time, list and sale price ratios, and the percentage of transactions closed at or above list price.

UNIT SALES AND MEDIAN PRICES



INVENTORY



MEDIAN SALE PRICE / SQ FT.

