4-Point Inspection Form

Insured/Applicant Name: Sandra Schenck Application / Policy #: _____

Address Inspected: 4115 Cape Cole Blvd, Punta Gorda, FL 33955

Actual Year Built: 1999 Date Inspected: 1/29/2026

Minimum Photo Requirements:

- ☑ Dwelling: Each side ☑ Roof: Each slope ☑ Plumbing: Water heater, under cabinet plumbing/drains, exposed valves
- ☑ Main electrical service panel with interior door label
- ☑ Electrical box with panel off
- ☑ **All** hazards or deficiencies noted in this report

A Florida-licensed inspector must complete, sign and date this form.

Be advised that Underwriting will rely on the information in this sample form, or a similar form, that is obtained from the Florida licensed professional of your choice. This information only is used to determine insurability and is not a warranty or assurance of the suitability, fitness or longevity of any of the systems inspected.

Electrical System

Separate documentation of any aluminum wiring remediation must be provided and certified by a licensed electrician.

Main Panel

Type: ☑ Circuit breaker ☐ Fuse

Total Amps: 200 amps

Is amperage sufficient for current usage? ☑ Yes ☐ No (explain)

Second Panel

Type: ☐ Circuit breaker ☐ Fuse

Total Amps: _____

Is amperage sufficient for current usage? ☐ Yes ☐ No (explain)

Indicate presence of any of the following:

- ☐ Cloth wiring
- ☐ Active knob and tube
- ☐ Branch circuit aluminum wiring (If present, describe the usage of all aluminum wiring):

* If single strand (aluminum branch) wiring, provide details of all remediation. *Separate documentation of all work must be provided.*

- ☐ Connections repaired via COPALUM crimp
- ☐ Connections repaired via AlumiConn

Hazards Present

- ☐ Blowing fuses
- ☐ Tripping breakers
- ☐ Empty sockets
- ☐ Loose wiring
- ☐ Improper grounding
- ☐ Corrosion
- ☐ Over fusing
- ☐ Double taps
- ☐ Exposed wiring
- ☐ Unsafe wiring
- ☐ Improper breaker size
- ☐ Scorching
- ☐ Other (explain)

General condition of the electrical system: ☑ Satisfactory ☐ Unsatisfactory **(explain)**

Supplemental information

Main Panel

Panel age: 27 Years

Year last updated: 1999

Brand/Model: Siemens

Second Panel

Panel age: _____

Year last updated: _____

Brand/Model: _____

Wiring Type

- ☑ Copper
- ☑ NM, BX or Conduit

4-Point Inspection Form

HVAC System

Central AC: ☑ Yes ☐ No

Central heat: ☑ Yes ☐ No

If not central heat, indicate **primary** heat source and fuel type: _____

Are the heating, ventilation and air conditioning systems in good working order? ☑ Yes ☐ No (explain)

Date of last HVAC servicing/inspection: Unknown

Hazards Present

Wood-burning stove or central gas fireplace *not* professionally installed? ☐ Yes ☑ No

Space heater used as primary heat source? ☐ Yes ☑ No

Is the source portable? ☐ Yes ☑ No

Does the air handler/condensate line or drain pan show any signs of blockage or leakage, including water damage to the surrounding area?
☐ Yes ☑ No

Supplemental Information

Age of system: 7 Years

Year last updated: 2019

(Please attach photo(s) of HVAC equipment, including dated manufacturer's plate)

Plumbing System

Is there a temperature pressure relief valve on the water heater? ☑ Yes ☐ No

Is there any indication of an active leak? ☐ Yes ☑ No

Is there any indication of a prior leak? ☐ Yes ☑ No

Water heater location: Garage

General condition of the following plumbing fixtures and connections to appliances:

	Satisfactory	Unsatisfactory	N/A
Dishwasher	☑	☐	☐
Refrigerator	☑	☐	☐
Washing machine	☑	☐	☐
Water heater	☑	☐	☐
Showers/Tubs	☑	☐	☐

	Satisfactory	Unsatisfactory	N/A
Toilets	☑	☐	☐
Sinks	☑	☐	☐
Sump pump	☐	☐	☑
Main shut off valve	☑	☐	☐
All other visible	☑	☐	☐

If unsatisfactory, please provide comments/details (leaks, wet/soft spots, mold, corrosion, grout/caulk, etc.).

Supplemental Information

Age of Piping System:

x Original to home

_____ Completely re-piped

_____ Partially re-piped

(Provide year and extent of renovation in the comments below)

Type of pipes (check all that apply)

☑ Copper

☑ PVC/CPVC

☐ Galvanized

☐ PEX

☐ Polybutylene

☐ Other (specify)

4-Point Inspection Form

Roof (With photos of each roof slope, this section can take the place of the *Roof Inspection Form*.)

Predominant Roof

Covering material: Concrete Tile

Roof age (years): 4 Years

Remaining useful life (years): 31 Years

Date of last roofing permit: 2022

Date of last update: 2022

If updated (check one):

- ☑ Full replacement
- ☐ Partial replacement

  % of replacement: _____

Overall condition:

- ☑ Satisfactory
- ☐ Unsatisfactory **(explain below)**

Any visible signs of damage / deterioration?
(check all that apply and explain below)

- ☐ Cracking
- ☐ Cupping/curling
- ☐ Excessive granule loss
- ☐ Exposed asphalt
- ☐ Exposed felt
- ☐ Missing/loose/cracked tabs or tiles
- ☐ Soft spots in decking
- ☐ Visible hail damage

Any visible signs of leaks? ☐ Yes ☑ No

Attic/underside of decking ☐ Yes ☑ No

Interior ceilings ☐ Yes ☑ No

Secondary Roof

Covering material: _____

Roof age (years): _____

Remaining useful life (years): _____

Date of last roofing permit: _____

Date of last update: _____

If updated (check one):

- ☐ Full replacement
- ☐ Partial replacement

  % of replacement: _____

Overall condition:

- ☐ Satisfactory
- ☐ Unsatisfactory **(explain below)**

Any visible signs of damage / deterioration?
(check all that apply and explain below)

- ☐ Cracking
- ☐ Cupping/curling
- ☐ Excessive granule loss
- ☐ Exposed asphalt
- ☐ Exposed felt
- ☐ Missing/loose/cracked tabs or tiles
- ☐ Soft spots in decking
- ☐ Visible hail damage

Any visible signs of leaks? ☐ Yes ☐ No

Attic/underside of decking ☐ Yes ☐ No

Interior ceilings ☐ Yes ☐ No

Additional Comments/Observations (use additional pages if needed):

All *4-Point Inspection Forms* must be completed and signed by a verifiable Florida-licensed inspector.
I certify that the above statements are true and correct.

Inspector Signature	Title	License Number	Date
	Home Inspector	HI12816	1/29/2026

Company Name	License Type	Work Phone
Home Inspections with Josh Of All Trades LLC	HOME INSPECTOR	636-345-3371

4-Point Inspection Form

Special Instructions: This sample *4-Point Inspection Form* includes the minimum data needed for Underwriting to properly evaluate a property application. While this specific form is not required, any other inspection report submitted for consideration must include at least this level of detail to be acceptable.

Photo Requirements

Photos must accompany each *4-Point Inspection Form*. The minimum photo requirements include:

- Dwelling: Each side
- Roof: Each slope
- Plumbing: Water heater, under cabinet plumbing/drains, exposed valves
- Open main electrical panel and interior door
- Electrical box with the panel off
- **All** hazards or deficiencies

Inspector Requirements

To be accepted, all inspection forms must be completed, signed and dated by a verifiable Florida-licensed professional. **Examples** include:

- A general, residential, or building contractor
- A building code inspector
- A home inspector

Note: A trade-specific, licensed professional may sign off only on the inspection form section for their trade. (e.g., an electrician may sign off only on the electrical section of the form.)

Documenting the Condition of Each System

The Florida-licensed inspector is required to certify the condition of the roof, electrical, HVAC and plumbing systems. *Acceptable Condition* means that each system is working as intended and there are no visible hazards or deficiencies.

Additional Comments or Observations

This section of the *4-Point Inspection Form* must be completed with full details/descriptions if any of the following are noted on the inspection:

- Updates: Identify the types of updates, dates completed and by whom
- Any visible hazards or deficiencies
- Any system determined not to be in good working order

Note to All Agents

The writing agent must review each *4-Point Inspection Form* before it is submitted with an application for coverage. It is the agent's responsibility to ensure that all rules and requirements are met before the application is bound. Agents may not submit applications for properties with electrical, heating or plumbing systems not in good working order or with existing hazards/deficiencies.

4-Point Inspection Form

Special Instructions: This sample *4-Point Inspection Form* includes the minimum data needed for Underwriting to properly evaluate a property application. While this specific form is not required, any other inspection report submitted for consideration must include at least this level of detail to be acceptable.

Photo Requirements

Photos must accompany each *4-Point Inspection Form*. The minimum photo requirements include:

- ☐ Dwelling: Each side
- ☐ Roof: Each slope
- ☐ Plumbing: Water heater, under cabinet plumbing/drains, exposed valves
- ☐ Open main electrical panel and interior door
- ☐ Electrical box with the panel off
- ☐ **All** hazards or deficiencies

Inspector Requirements

To be accepted, all inspection forms must be completed, signed and dated by a verifiable Florida-licensed professional. **Examples** include:

- ☐ A general, residential, or building contractor
- ☐ A building code inspector
- ☐ A home inspector

Note: A trade-specific, licensed professional may sign off only on the inspection form section for their trade. (e.g., an electrician may sign off only on the electrical section of the form.)

Documenting the Condition of Each System

The Florida-licensed inspector is required to certify the condition of the roof, electrical, HVAC and plumbing systems. *Acceptable Condition* means that each system is working as intended and there are no visible hazards or deficiencies.

Additional Comments or Observations

This section of the *4-Point Inspection Form* must be completed with full details/descriptions if any of the following are noted on the inspection:

- ☐ Updates: Identify the types of updates, dates completed and by whom
- ☐ Any visible hazards or deficiencies
- ☐ Any system determined not to be in good working order

Note to All Agents

The writing agent must review each *4-Point Inspection Form* before it is submitted with an application for coverage. It is the agent's responsibility to ensure that all rules and requirements are met before the application is bound. Agents may not submit applications for properties with electrical, heating or plumbing systems not in good working order or with existing hazards/deficiencies.

HOUSE NUMBER

FRONT OF HOME

RIGHT SIDE OF HOME

REAR SIDE OF HOME

LEFT SIDE OF HOME

CONCRETE ROOFING

CONCRETE ROOFING

CONCRETE ROOFING

CONCRETE ROOFING

CONCRETE ROOFING

CONCRETE ROOFING

SERVICE METER

ELECTRICAL PANEL WITH DEAD FRONT COVER



ELECTRICAL PANEL WITHOUT DEAD FRONT COVER



200 AMP BREAKER

BREAKER CONTROLLING CONDENSER

TPR/PIPES

CONDENSER

LABEL



AIRHANDLER

LABEL

HOME INSPECTIONS with JOSH OF ALL TRADES LLC

HOME INSPECTIONS
with Josh of All Trades LLC

WATER HEATER

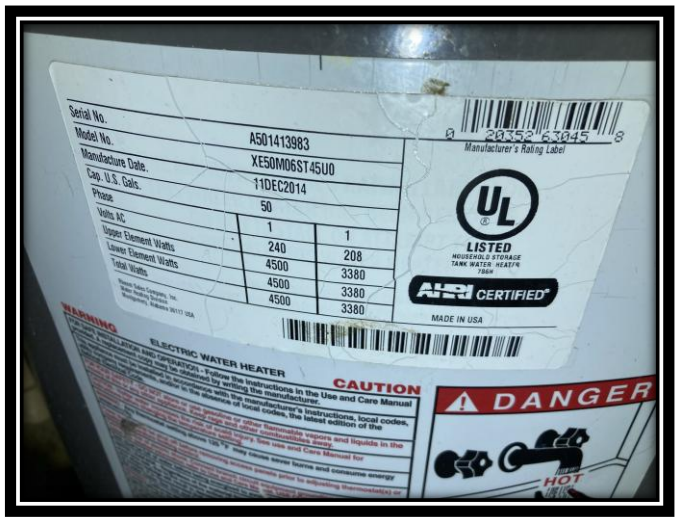

LABEL (AGE 2014)

LAUNDRY WASHER WATER HOOKUPS

PLUMBING CONNECTIONS UNDER SINKS

PLUMBING CONNECTIONS UNDER SINKS

PLUMBING CONNECTIONS UNDER SINKS

PLUMBING CONNECTIONS UNDER TOILETS

PLUMBING CONNECTIONS UNDER TOILETS



MAIN WATER SHUT-OFF

Home Inspections with Josh Of All Trades LLC

General Manager: Joshua Larson
State Certified Mold Assessor # MRSA 4686
State Certified Home Inspector # HI 12816
InterNachi Certified Inspector NACHI20032631
Insured

JOSHUA.R.LARSON@GMAIL.COM
Cell: 636-345-3371
Homeinspectionsbyjosh.com