

# Market Selector

Local Association  
South Central Board of REALTOR®

Market Type  
State

Market Name  
Texas

Frequency  
Monthly

Date  
September 2021

Property Type  
All (SF, Condo, Townhouse)

Construction Type  
All (Existing & New)

# September 2021 Market Statistics - Texas

**Median Price**  
**\$309,700**  
▲ 16.9% YoY

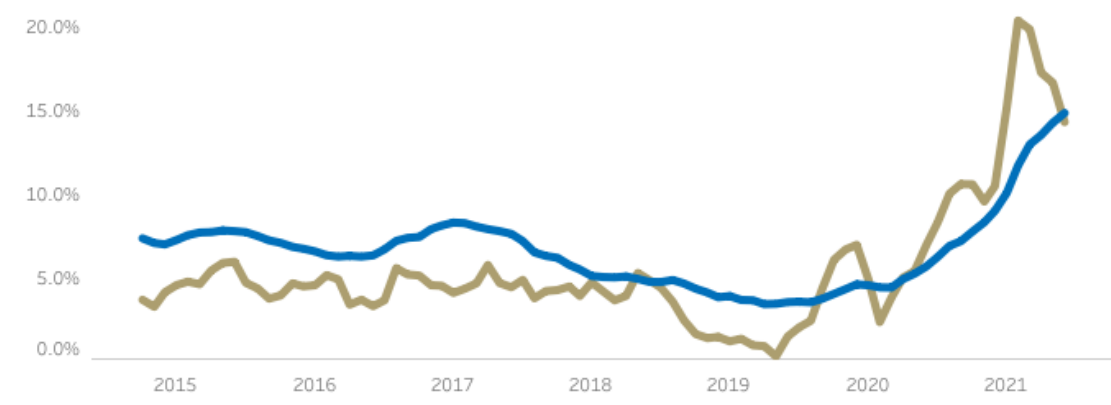
**Closed Sales**  
**36,959**  
▼ -0.7% YoY

**Active Listings**  
**57,495**  
▼ -18.2% YoY

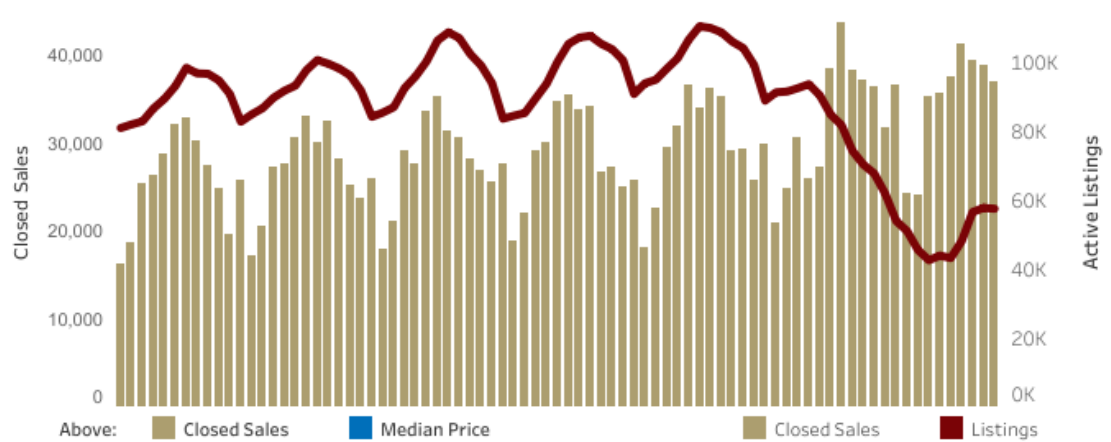
**Months Inventory**  
**1.6**  
▼ -0.6 YoY



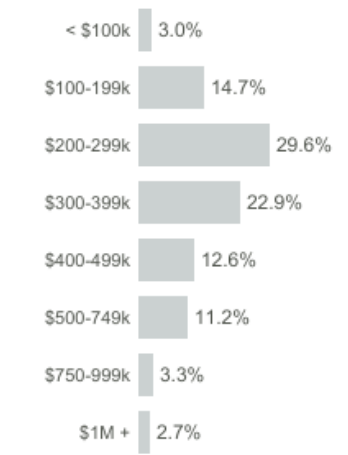
## GROWTH TREND FOR CLOSED SALES AND MEDIAN PRICE



## CLOSED SALES AND ACTIVE LISTINGS



## PRICE DISTRIBUTION



## HOME VALUATION STATS

**Median Price/Sq Ft**  
**\$155.13**  
▲ 18.6% YoY

**Median Home Size**  
**1,964 sq ft**

**Median Year Built**  
**2001**

**Close/Original List**  
**99.4%**

## TRANSACTION TIME STATS

**Days on Market**  
**28**  
22 days less than September 2020

**Days to Close**  
**40**  
2 days more than September 2020

**Total Days**  
**68**  
20 days less than September 2020



© 2021 Texas REALTORS® - Data used in this report come from the Texas REALTOR® Data Relevance Project, a partnership among Texas REALTORS® and local REALTOR® associations throughout the state. Analysis provided through a research agreement with the Real Estate Center at Texas A&M University.